



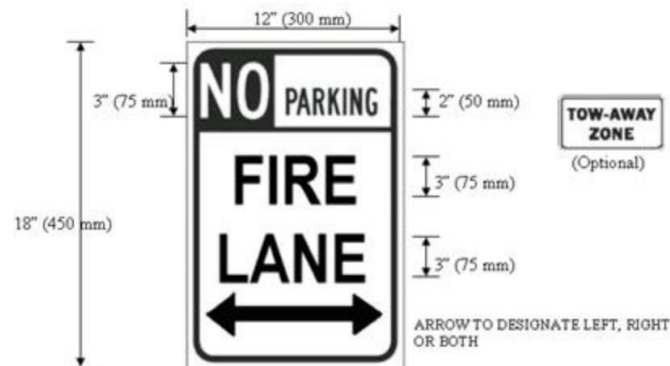
Regulatory Fire & Safety Signage Vancouver, British Columbia

Fire Routes

Fire Lane Signs

<https://www.cityofvancouver.us/fire/page/development-standards-fire-department-emergency-access>

- 0.080 inch aluminum with red letters, symbols and frame on a highly reflective white background consistent with the standard of the MUTCD code R7-107 of Section 2B.34 for conventional roads per the DOT Standard Highway Signs
- Text for signage:
 - “NO PARKING”
 - “NO PARKING FIRE LANE”
 - “TOW-AWAY ZONE” (R7-201) mounted directly below the NO PARKING FIRE LANE sign





No Parking

Street and Traffic Bylaw

<https://bylaws.vancouver.ca/2849c.PDF>

<https://vancouver.ca/streets-transportation/no-stopping-and-no-parking-zones.aspx>

- Signs posted must include the recognized “no parking” symbol



Mary Tuiza, mary.tuiza@vancouver.ca

- The sign bylaw does not have any requirements for private property parking
- These signs are typically found on public/municipally owned properties

Towing

Auto Parking Lots - Towing

<https://bylaws.vancouver.ca/4450c.PDF>

- Stated in wording clearly legible: the circumstances under which a vehicle may be removed from the lot and the address of the place at which it may be reclaimed

No Smoking

Health Bylaw

<https://bylaws.vancouver.ca/consolidated/9535.PDF>

- Signs must state, for building entrances: THIS IS A SMOKE FREE ENVIRONMENT - NO SMOKING
- Signs must state, for exterior walls: SMOKING IS PROHIBITED WITHIN SIX METRES OF OPENINGS INTO THIS BUILDING INCLUDING DOORS AND WINDOWS THAT OPEN AND ANY AIR INTAKE



Safety Media

Fire & Life Safety Essentials

www.safetymedia.com

sales@safetymedia.com

1-800-420-9737

Requirements:

- Include the text "City of Vancouver Health By-law" in letters not less than one quarter of the height of all other letters on the sign
- Display the international "No Smoking" symbol, or else the international symbol to designate "Smoking Permitted"
 - Symbol must occupy at least 25% of the size of the sign
- Consist of at least two contrasting colours
- At least 30cm by 15cm overall dimension

All other lettering on the sign is based on viewing distance:

<u>Viewing Distance</u>		<u>Letter Height</u>
Up to 3 m	-	1 cm
Up to 6 m	-	2 cms
Up to 12 m	-	4 cms

No Dumping

Garbage and Illegal Dumping

<https://vancouver.ca/home-property-development/abandoned-garbage-and-illegal-dumping.aspx>

- Signs are requested through the municipal government by calling 3-1-1

Underground Parking

Parking Bylaw - Section 4

<https://bylaws.vancouver.ca/parking/Sec04.pdf>

Signs provided to the satisfaction of the Director of Planning

- Direct patrons to pedestrian exits
- Direct patrons to vehicular exits
- Identify areas so that patrons can locate their vehicle
- Advise patrons to lock their vehicle and remove all valuables



Safety Media

Fire & Life Safety Essentials

www.safetymedia.com

sales@safetymedia.com

1-800-420-9737

Fire Safety Plan Box Provisions

Fire Safety Plan Bulletin

<https://vancouver.ca/files/cov/fire-safety-plan-bulletin.pdf>

- Locked using a padlock
- Kept at the principal entrance of the building



Building

[natural-](#)

[standards/guides/2014_building_access_handbook.pdf](#)

Accessibility Guidelines

Access Handbook

[https://www2.gov.bc.ca/assets/gov/farming-resources-and-industry/construction-industry/building-codes-and-](https://www2.gov.bc.ca/assets/gov/farming-resources-and-industry/construction-industry/building-codes-and-standards/guides/2014_building_access_handbook.pdf)

Parking Stalls (specific info, must also comply to directional signs)

- Clearly identified by signs mounted 1.5m above the ground
- Located at the entrance to parking structures to indicate on what levels and/or in what areas the accessible parking stalls are located



Directional Signs

- Must have a glare-free surface
- Characters



- Stroke width-to-height ratio of from 1:6 - 1:10
- Width-to-height ratio of from 3:5 to 1:1
- Arabic numerals and sans-serif letters only
- Must contrast highly with their backgrounds (85% - 95%)
- Recommended colour contrasts
 - Blue or black backgrounds with white letters
 - Yellow backgrounds with black letters
 - Exit signs are best with white letters on a red background
- Must contain the International Symbol of Accessibility for Persons with Disabilities and any additional wording/symbols necessary to convey full understanding

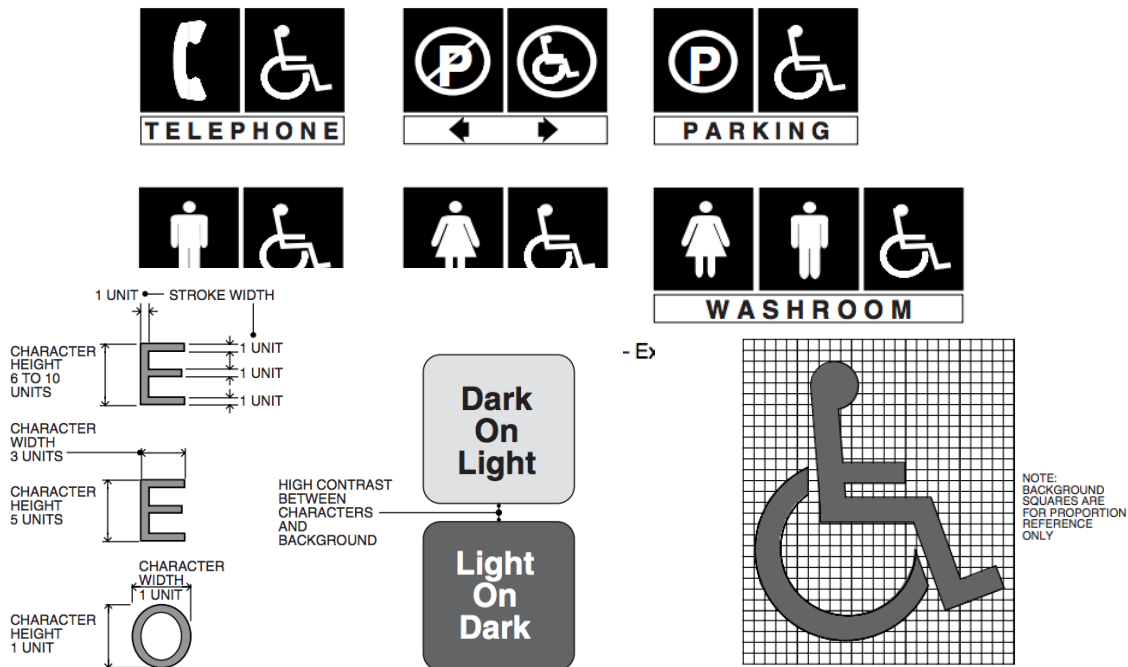


FIGURE 3.8.41. – Sign Characteristics

FIGURE 3.8.42. – International Symbol of Accessibility

Floor Numbering

Arabic numerals indicating the assigned floor number

- Mounted permanently on the stair side of the wall at the latch side of the doors or exit stair shafts
- Be not less than 60mm high, raised approximately 0.7mm above the surface



- Be located 1500mm from the finished floor and not more than 300mm from the door
- Be contrasting in colour with the surface to which they are applied
- Should offer maximum contrast
 - Recommend white on black/black on white
 - Designed to avoid glare

Tactile

- Raised 0.7mm to 3mm
- Minimum height of 25 mm (for floor numbering)

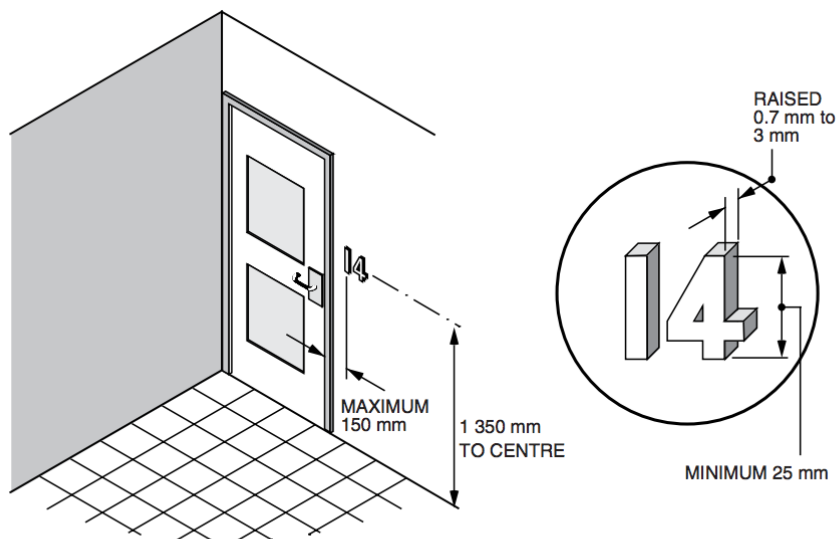


FIGURE 3.8.44. – Room Numbering

Disclaimer: The material and information contained on this document is for general information purposes only. Please contact your local authorities before making any business, legal or other decision.



Safety Media
Fire & Life Safety Essentials

www.safetymedia.com
sales@safetymedia.com
1-800-420-9737