



Regulatory Fire & Safety Signage

Markham, Ontario

Fire Routes

Parking Bylaw

<http://www.markham.ca/wps/wcm/connect/markhampublic/85270b6e-a3b5-4778-a369-9768337bf888/2005-188-Consolidated.pdf?MOD=AJPERES&CACHEID=85270b6e-a3b5-4778-a369-9768337bf888>

- Minimum size of 30.38cm x 45.72cm (12" x 18")
- Displays the following information
 - Fire access route
 - Parking prohibited
 - Vehicles will be tagged and/or towed away
 - Bylaw number: 2005-188, or the international symbol for prohibited parking as prescribed in the Highway Traffic Act





Safety Media

Fire & Life Safety Essentials

www.safetymedia.com

sales@safetymedia.com

1-800-420-9737

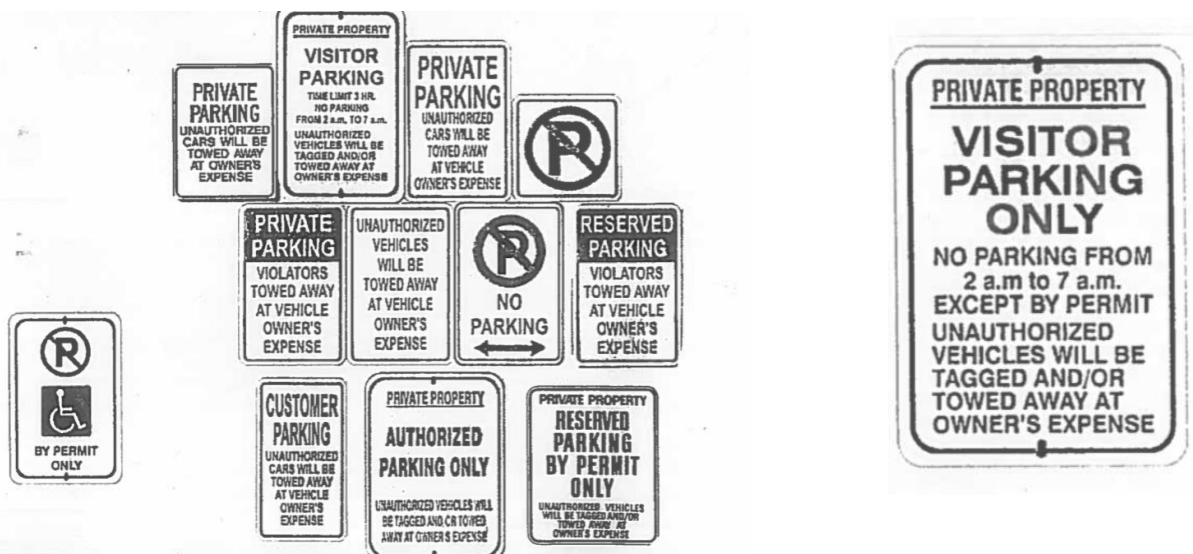
No Parking

Parking Bylaw

<http://www.markham.ca/wps/wcm/connect/markhampublic/85270b6e-a3b5-4778-a369-9768337bf888/2005-188-Consolidated.pdf?MOD=AJPERES&CACHEID=85270b6e-a3b5-4778-a369-9768337bf888>

Private Parking

- Where an owner or occupant of private property has posted signs stating conditions on which a motor vehicle may be parked or left on the property or prohibiting the parking or leaving of a motor vehicle on the property, a motor vehicle parked or left on the property contrary to such conditions or prohibition shall be deemed to have been parked or left without consent
- Sample signs are found below
- Each sign must incorporate the appropriate bylaw sticker in the bottom right-hand corner
 - Bylaw #2005-188





Towing

See information under [No Parking](#)

No Smoking

Smoke Free Legislation

<https://www.york.ca/wps/portal/yorkhome/yorkregion/yr/bylaws>

- All of York Region follows the Ontario code for no smoking

<http://www.mhp.gov.on.ca/en/smoke-free/legislation/signs.asp>

Smoke Free Areas

- For employers and proprietors , hotels, motels, and inns
- At least 10cm in height at least 10cm in width
- Graphic symbol of the international no smoking symbol with a white background
- Have the Trillium and Smoke-Free Ontario logos shown on the sign



Dumping

9054775530 - Bylaw Customer Service Centre

- Email proposal to markham.ca, no other specific requirements



Underground Parking

9054775530 - Bylaw Customer Service Centre

- Email proposal to markham.ca

The signs found under [No Parking](#) are also applicable to underground parking lots.

Building Code Extracts

http://tnb.ca/en/brands/emergi-lite/files/EL_NBC%20BUILDING%20CODE_EN.pdf

Every exit door shall have an exit sign placed over it or adjacent to it if the exit serves

- A building that is 3 storeys in building height
- A building having an occupant load of more than 150
- A room or floor area that has a fire escape as part of a required means of egress

Every exit sign shall:

- Be visible on approach to the exit
- Consist of a green pictogram and a white or lightly tinted graphical symbol meeting the colour specifications referred to in ISO 3864-1, "Graphical symbols – Safety colours and safety signs – Part 1: Design principles for safety signs in workplaces and public areas," and c) conform to the dimensions indicated in ISO 7010, "Graphical symbols – Safety colours and safety signs – for the following symbols (see A-3.4.5.1.(2)(c))
 - i) E001 emergency exit left,
 - ii) E002 emergency exit right,
 - iii) E005 90-degree directional arrow, and
 - iv) E006 45-degree directional arrow.
- Internally illuminated exit signs shall be continuously illuminated and
 - Where illumination of the sign is powered by an electrical circuit, be constructed in conformance with CSA C22.2 No. 141, "Emergency Lighting Equipment,"
 - Where illumination of the sign is not powered by an electrical circuit, be constructed in conformance with CAN/ULC-S572, "Photoluminescent and Self-Luminous Signs and Path Marking Systems."
- Externally illuminated exit signs shall be continuously illuminated and be constructed in conformance with CAN/ULC-S572, "Photoluminescent and Self-Luminous Signs and Path Marking Systems." (See A-3.4.5.1.(4))



- The circuitry serving lighting for externally and internally illuminated exit signs shall a) serve no equipment other than emergency equipment, and b) be connected to an emergency power supply as described in Sentences 9.9.12.3.(2), (3) and (7).
- Where no exit is visible from a public corridor, from a corridor used by the public, or from principal routes serving an open floor area having an occupant load of more than 150, an exit sign conforming to Clauses (2)(b) and (c) with an arrow or pointer indicating the direction of egress shall be provided

Fire Safety Plan Box Provisions

Fire and Emergency Services Contact Centre, 9054157521

- The box should have the Markham logo, or should say Markham, at the front
- No other requirements necessary

Accessibility Guidelines

Accessibility Design Guidelines

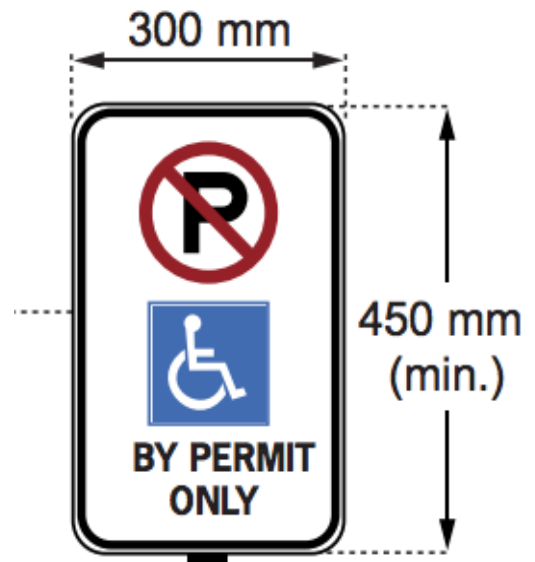
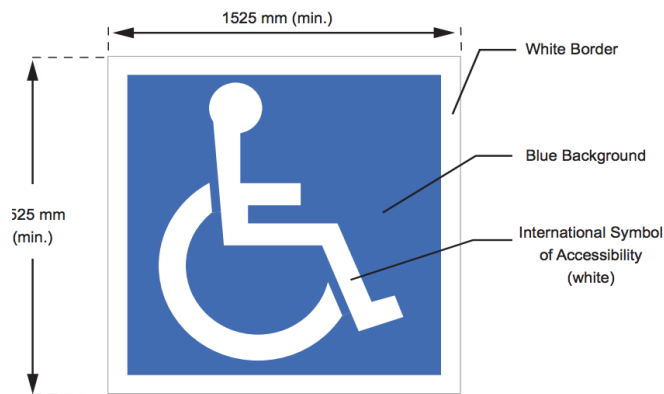
<http://www2.markham.ca/markham/ccbs/indexfile/Agendas/2011/Development%20Services/pl110913/Accessibility%20Design%20Guidelines%20Appendix%20A.pdf>

Designated Parking Requirements:

- Mark with the International Symbol of Accessibility
- Size of 300m wide by 450mm high (minimum)
- Suitable colour contrast between sign and background environment
- Provide information text
 - “Designated Accessible Parking”



- "By Permit Only"



Sign Design Features:

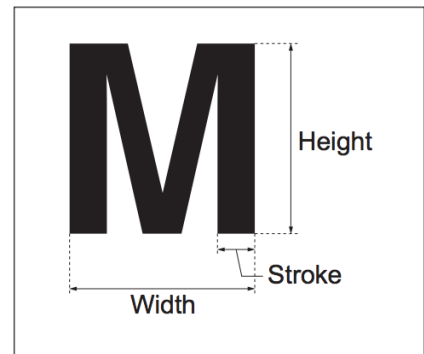
- Ensure signage surfaces have matte, eggshell, or non-glare finish
- Provide colour contrast of at least 70% between signage and mounting surfaces
- Ensure lighting level is 200 lux (minimum), measured at ground level

Character Features and Sizes

- Text is sans serif or Arabic
- Width-to-height ratio between 3:5 and 1:1
- Stroke-width-to-height ratio between 1:5 and 1:10
- Colour contrast of at least 70% between signage and background surface
- Character height for room numbers/names is no smaller than 25mm high



| Minimum Character Height (mm) | Maximum Viewing Distance (mm) |
|-------------------------------|-------------------------------|
| 200 | 6,000 |
| 150 | 4,600 |
| 100 | 2,500 |
| 75 | 2,300 |
| 50 | 1,500 |
| 25 | 750 |



Pictograms and Symbols

- Provide an equivalent text description
- Border dimension of at least 150mm minimum in height and width
- Use the International Symbol of Accessibility to identify accessible facility spaces/elements/features/amenities

| | | |
|---|---|--|
| Directional Signage - Accessible Parking | V V - Variable or adjustable volume control is available, for users with hearing loss | Braille Format Available |
| International Telephone Symbols | Assistive Listening Systems (ALS) or Symbol For Hearing Loss | Closed Captioning |
| Ramp Identification Signage | Symbol for Vision Loss | Sign Language Interpretation |
| Elevator Identification Signage | Large Print Format | Information Symbol |
| Teletypewriter Symbol (TTY) or Telecommunications Device for the Deaf (TDD) | Volume Control Telephone | Audio Description (for users with vision loss) |
| Washroom Directional Signage | | |

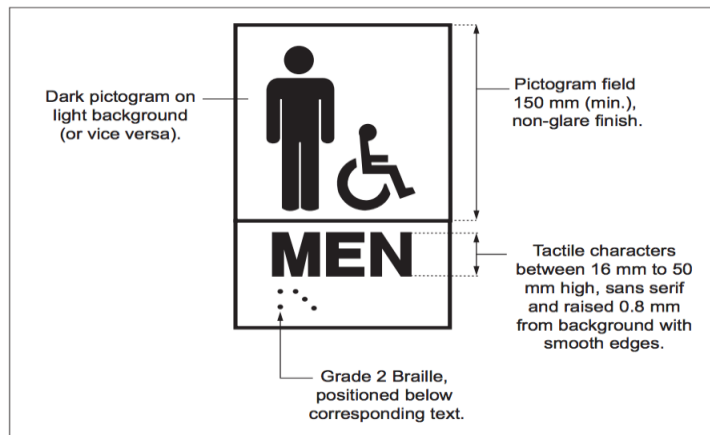


Tactile/Raised Characters

- Sans serif or Arabic text
- Raised 0.8 - 1.5mm above the surface
- Is 16 to 50mm high
- Colour contrasted with background

Braille

- Provide Grade 2 Braille for permanent rooms and spaces



Disclaimer: The material and information contained on this document is for general information purposes only. Please contact your local authorities before making any business, legal or other decision.