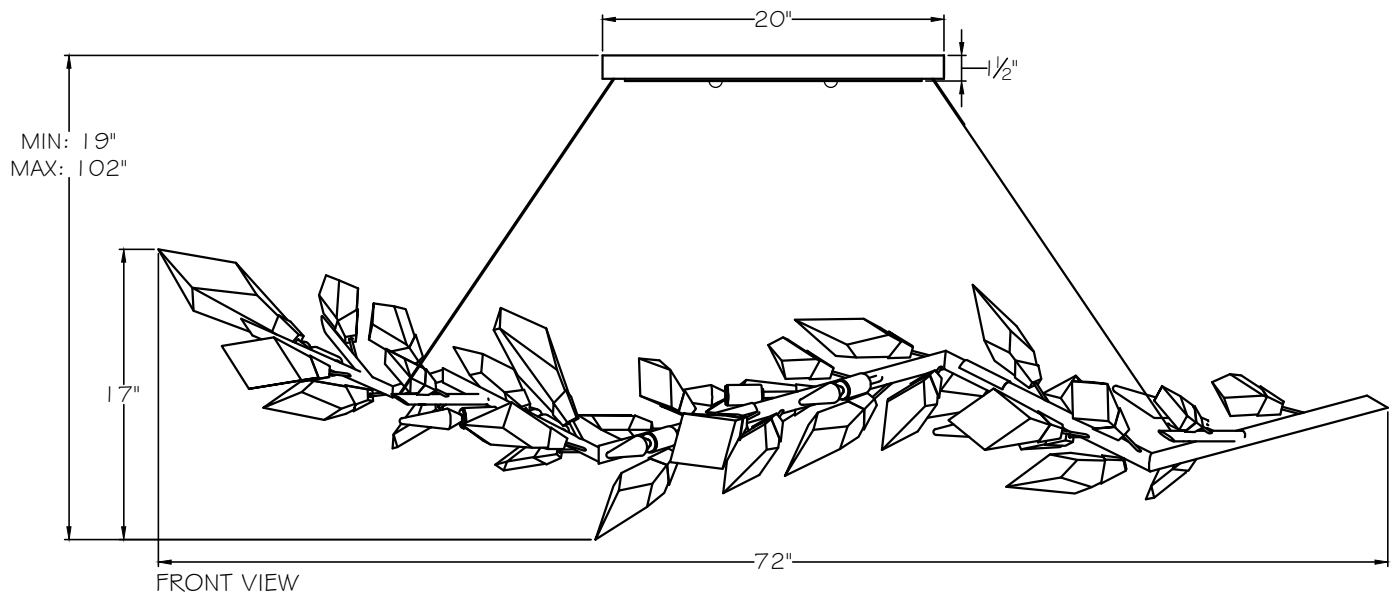
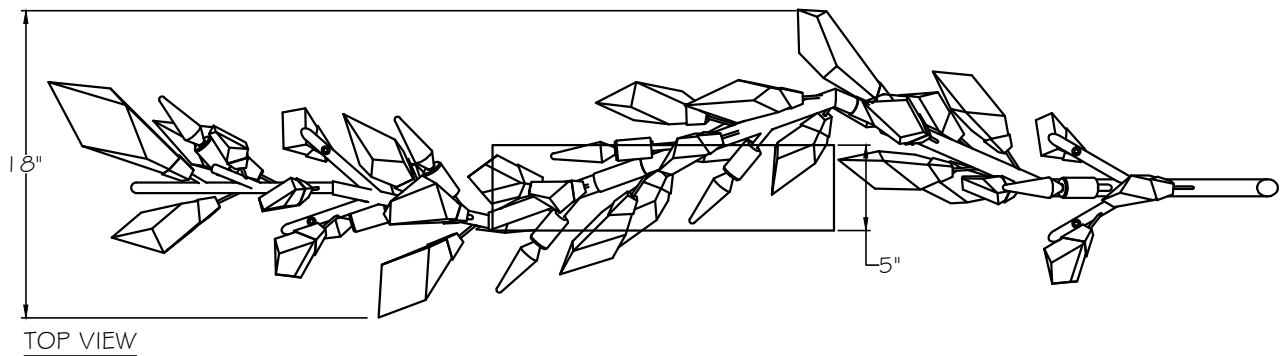


# CUSTOMER REFERENCE DRAWING



## STYLE CONFIGURATIONS:

-1ST SILVER

-2ST GOLD

**FINE  
ART  
LAMPS®**  
EST. 1940

This drawing, specifications and the product depicted are the exclusive property of FINE ART LAMPS®. In compliance with US copyright and patent requirements, notice is hereby given that this document and the product depicted shall not be copied, altered or used in any manner without the expressed written consent of FINE ART LAMPS®.

www.fineartlamps.com  
Tel:(305) 821-3850 Fax:(305) 821-1564

STYLE NUMBER:

914640

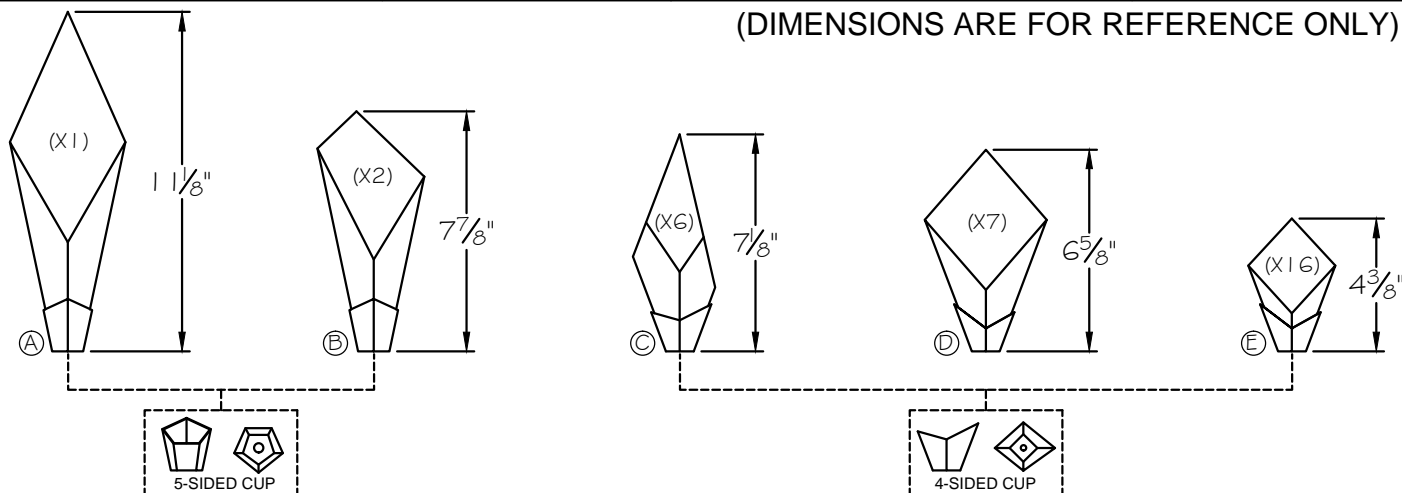
DATE:

3/5/2020

# CRYSTAL ASSEMBLY INSTRUCTIONS

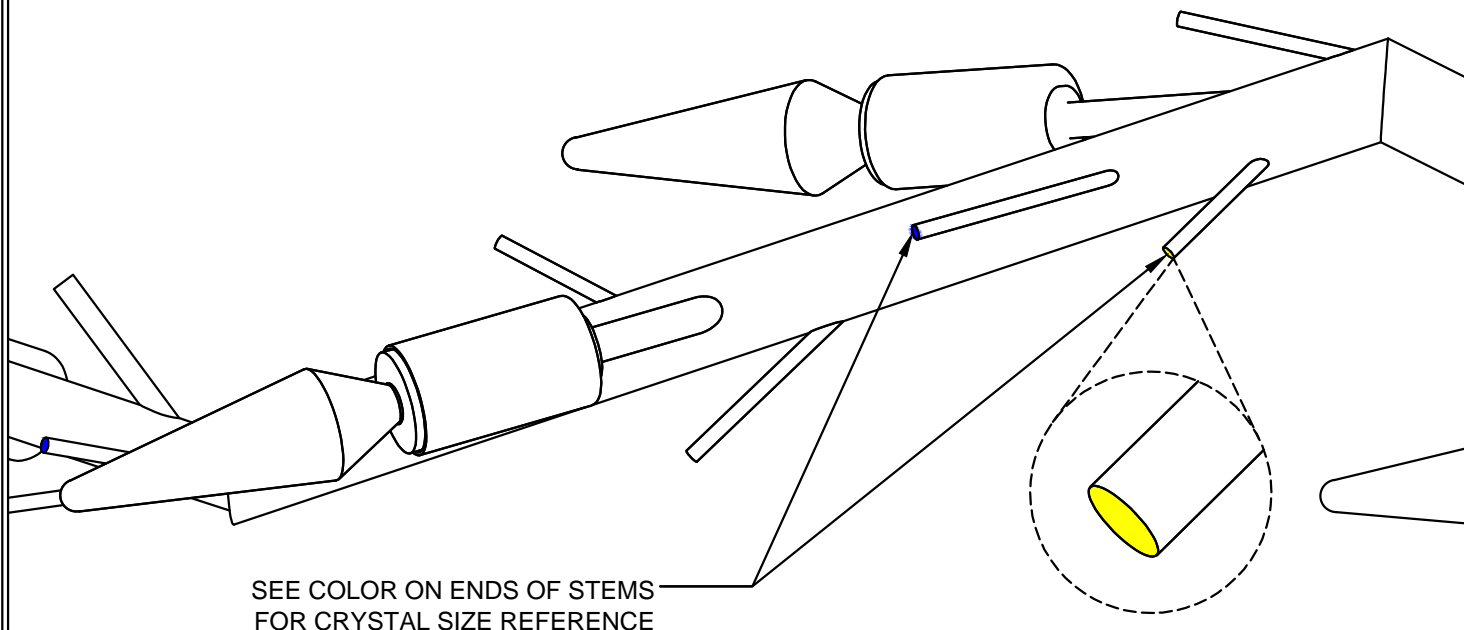
GLASS TYPE	STEM COLOR	GLASS TYPE	STEM COLOR
(A) CRYSTAL #00300940	BLACK	(D) CRYSTAL #00300943	BLUE
(B) CRYSTAL #00300941	ORANGE	(E) CRYSTAL #00300944	GREEN
(C) CRYSTAL #00300942	YELLOW		

(DIMENSIONS ARE FOR REFERENCE ONLY)



## MOUNTING FIXTURE TO THE WALL:

1. REFERENCE ABOVE TABLE FOR CRYSTAL SIZES AND STEM COLOR CODE.
2. IF BULBS ARE NOT INSTALLED, INSTALL THEM FIRST.
3. PLACE CORRESPONDING METAL CUP ON END OF CRYSTAL AND THREAD BOTH COMPONENTS SIMULTANEOUSLY ONTO THREADED STEM UNTIL IT REACHES STOPPER.
4. DO NOT OVER TIGHTEN CRYSTAL



SEE COLOR ON ENDS OF STEMS  
FOR CRYSTAL SIZE REFERENCE

## STEMS REFERENCE VIEW

STYLE(S) #: 914640

**FINE  
ART**  
HANDCRAFTED LIGHTING

This drawing, specifications and the product depicted are the exclusive property of Fine Art Handcrafted Lighting®. In compliance with US copyright and patent requirements, notice is hereby given that this document and the product depicted shall not be copied, altered or used in any manner without the expressed written consent of Fine Art Handcrafted Lighting®.

www.finearthl.com

Tel: (305) 821-3850  
FINE ART LAMPS®

Fax: (305) 513-5736

INSTRUCTION #:

00791419

SHEET

1 / 1