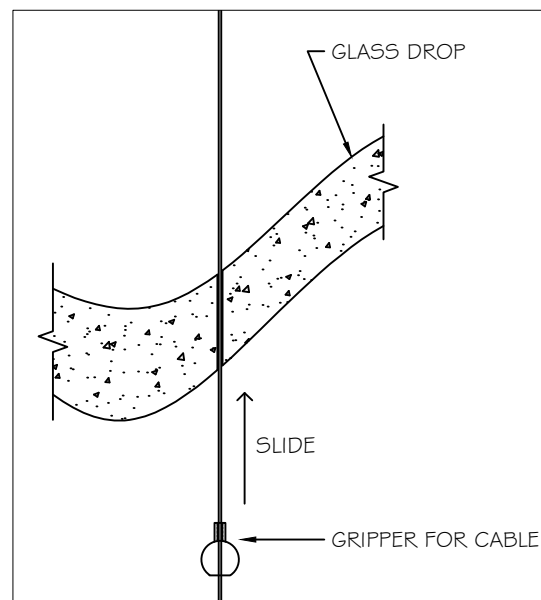
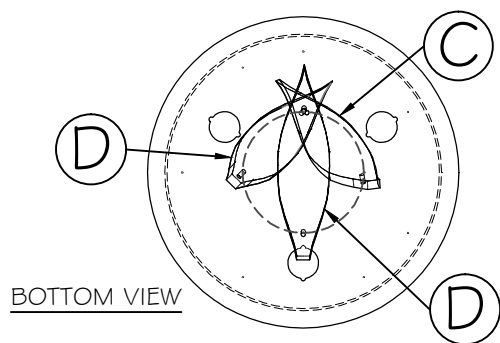
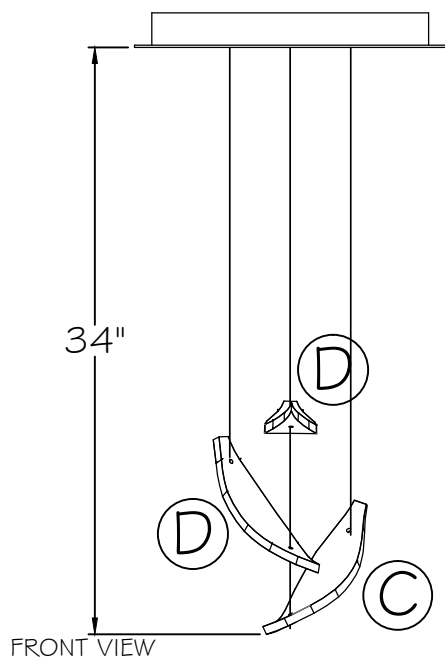
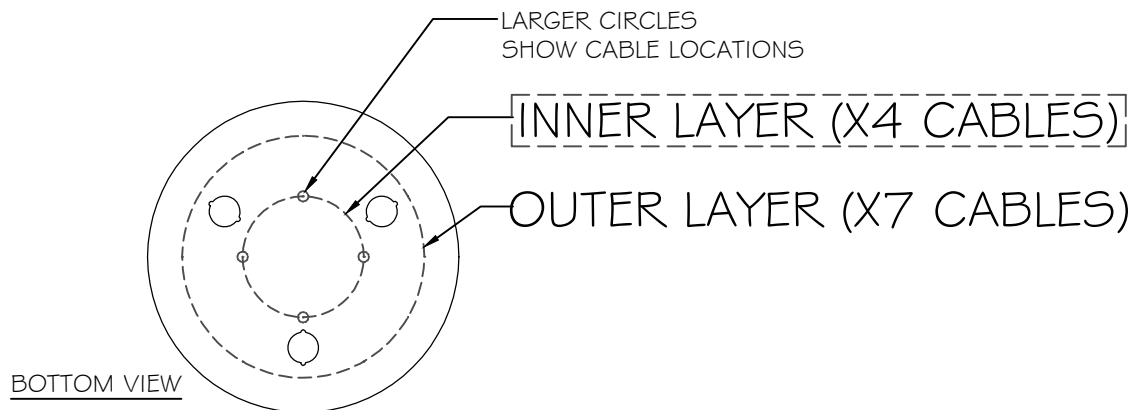


INSTRUCTION



INNER LAYER

GLASS TYPE	QUANTITY
TYPE A	0
TYPE B	0
TYPE C	1
TYPE D	2

- INNER LAYER OF GLASSES TO BE INSTALLED FIRST.
- GATHER ALL OTHER CABLES TO EASILY ACCESS LAYER TO BE WORKED ON
- LETTERS IN CIRCLES ON DIAGRAM INDICATE GLASS TYPE THAT CORRESPONDS TO STICKERS ON GLASS
- START SLIDING GLASSES UP INTO POSITION AS SHOWN ON FRONT VIEW, STARTING FROM TOP TO BOTTOM
- SLIDE GRIPPER UP TO HOLD POSITION OF GLASS
- NOTE: MULTIPLE GLASSES MAY USE THE SAME CABLES

STYLE(S) #: 895640-111 -211 -121 -221

**FINE
ART**
HANDCRAFTED LIGHTING

This drawing, specifications and the product depicted are the exclusive property of Fine Art Handcrafted Lighting®. In compliance with US copyright and patent requirements, notice is hereby given that this document and the product depicted shall not be copied, altered or used in any manner without the expressed written consent of Fine Art Handcrafted Lighting®.

www.finearthl.com

Tel:(305) 821-3850
FINE ART LAMPS®

Fax:(305) 513-5736

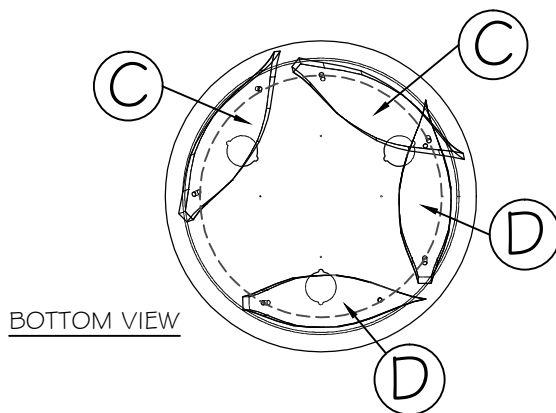
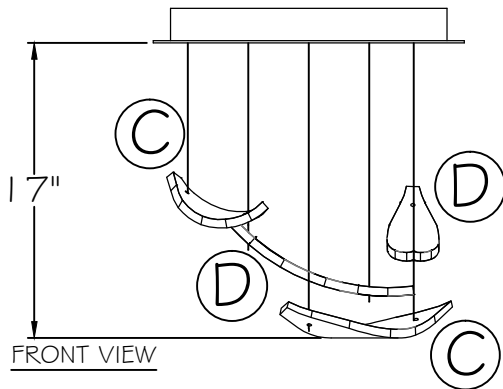
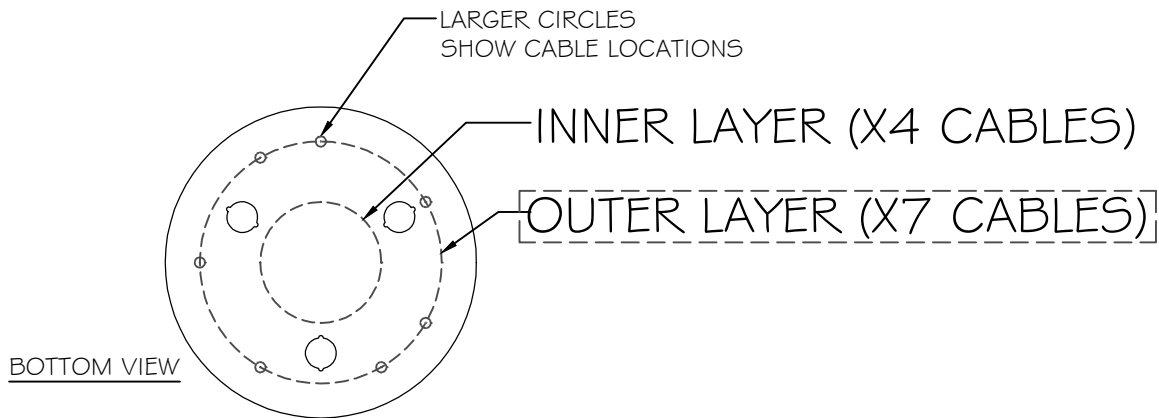
INSTRUCTION #:

00791412

SHEET

1 / 3

INSTRUCTION



OUTER LAYER

GLASS TYPE	QUANTITY
TYPE A	0
TYPE B	0
TYPE C	2
TYPE D	2

- OUTER LAYER OF GLASSES TO BE INSTALLED LAST.
- START SLIDING GLASSES UP INTO POSITION AS SHOWN ON FRONT VIEW, STARTING FROM TOP TO BOTTOM
- SLIDE GRIPPER UP TO HOLD POSITION OF GLASS
- NOTE: MULTIPLE GLASSES MAY USE THE SAME CABLES

STYLE(S) #: 895640-111 -211 -121 -221



This drawing, specifications and the product depicted are the exclusive property of Fine Art Handcrafted Lighting®. In compliance with US copyright and patent requirements, notice is hereby given that this document and the product depicted shall not be copied, altered or used in any manner without the expressed written consent of Fine Art Handcrafted Lighting®.

www.finearthl.com

Tel:(305) 821-3850
FINE ART LAMPS®

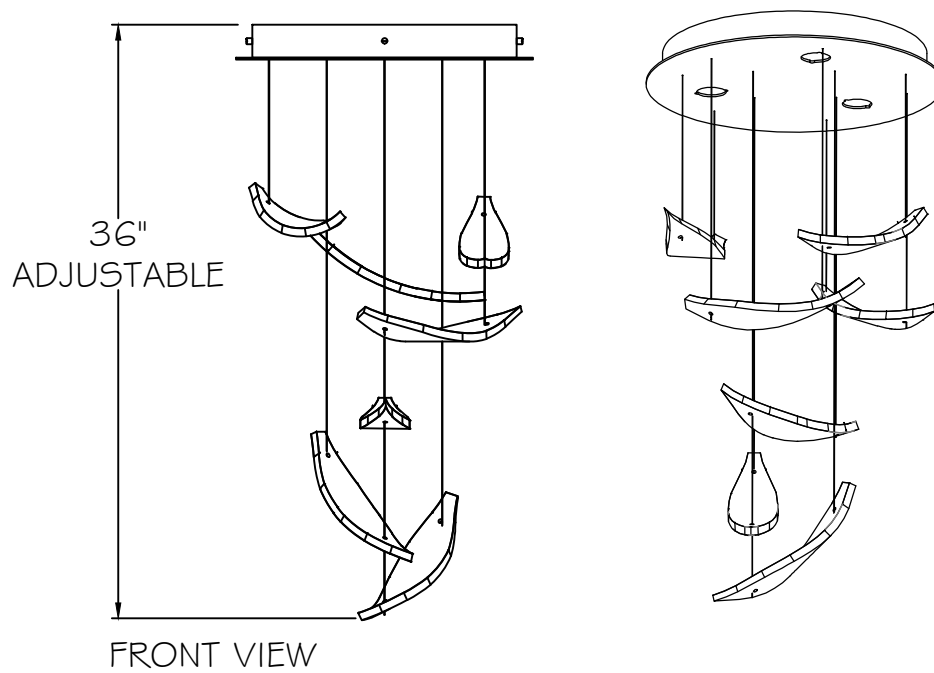
Fax:(305) 513-5736

INSTRUCTION #:

00791412

SHEET

2 / 3



- ONCE ALL GLASSES ARE INSTALLED AND FINAL GLASS POSITION IS ACHIEVED, ENSURE TO CUT EXCESS CABLES UP TO HARDWARE OF LOWEST GLASSES. REFERENCE INSTALLATION INSTRUCTIONS.

STYLE(S) #: 895640-111 -211 -121 -221

**FINE
ART**
HANDCRAFTED LIGHTING

This drawing, specifications and the product depicted are the exclusive property of Fine Art Handcrafted Lighting®. In compliance with US copyright and patent requirements, notice is hereby given that this document and the product depicted shall not be copied, altered or used in any manner without the expressed written consent of Fine Art Handcrafted Lighting®.

www.finearthl.com

Tel: (305) 821-3850
FINE ART LAMPS®

Fax: (305) 513-5736

INSTRUCTION #:

00791412

SHEET

3 / 3