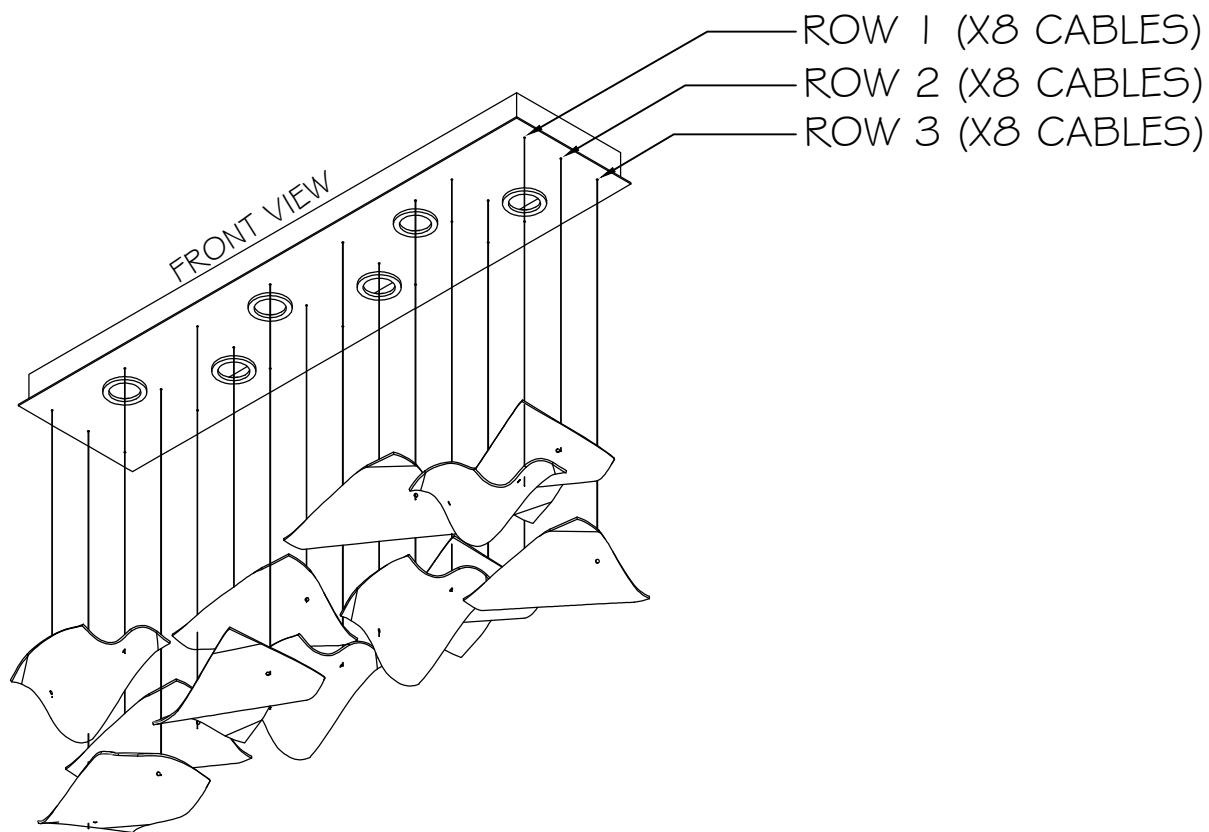


NOTE:ORIENTATION OF CANOPY IS CRITICAL TO GLASS DROP DESIGN



STYLE(S) #: 895140-161 -261 -171 -271



This drawing, specifications and the product depicted are the exclusive property of Fine Art Handcrafted Lighting®. In compliance with US copyright and patent requirements, notice is hereby given that this document and the product depicted shall not be copied, altered or used in any manner without the expressed written consent of Fine Art Handcrafted Lighting®.

[www.finearthl.com](http://www.finearthl.com)

Tel:(305) 821-3850  
FINE ART LAMPS®

Fax:(305) 513-5736

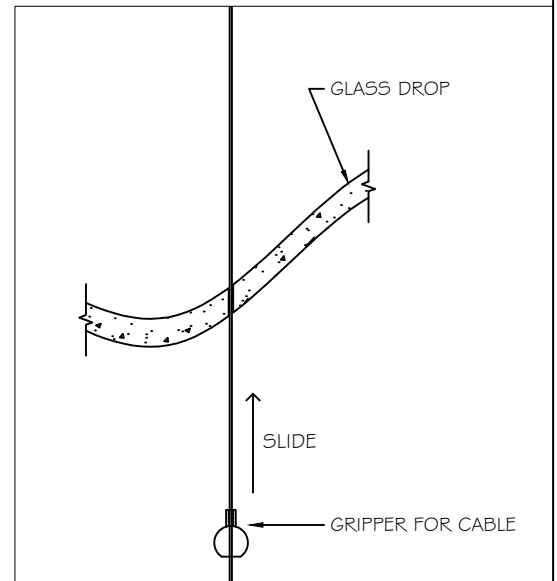
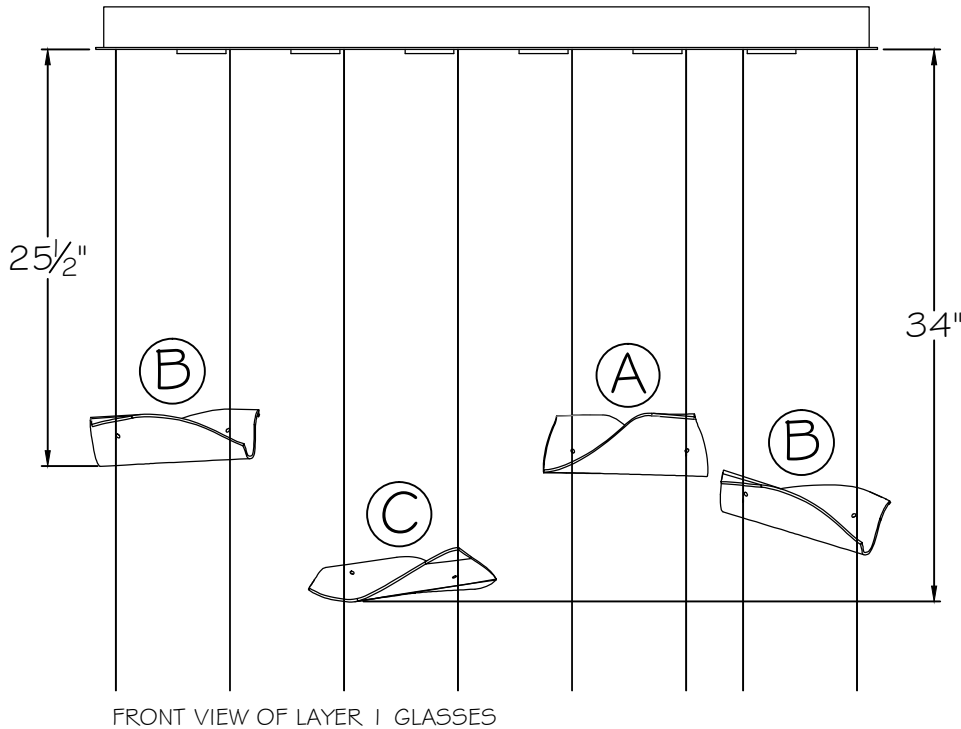
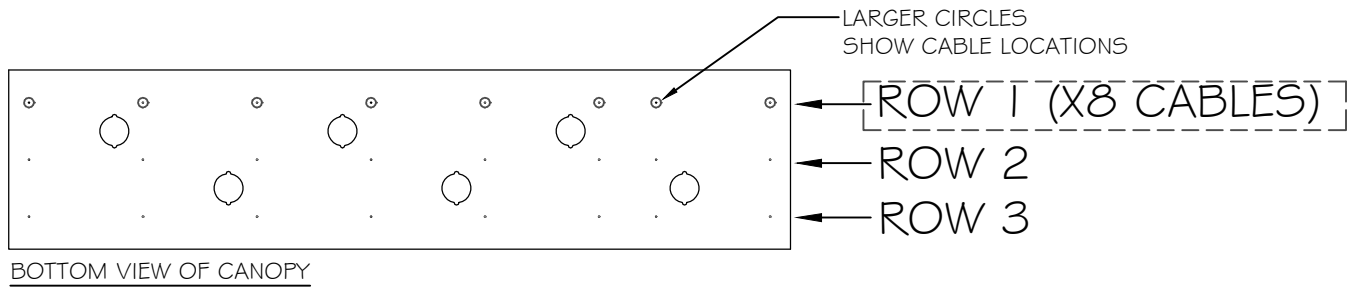
INSTRUCTION #:

00791495

SHEET

1 / 5

# INSTRUCTION



## ROW 1

GLASS TYPE	QUANTITY
TYPE A	1
TYPE B	2
TYPE C	1

- FIRST ROW OF GLASSES TO BE INSTALLED IS ROW 1.
- GATHER ALL OTHER CABLES TO THE SIDE TO EASILY ACCESS LAYER TO BE WORKED ON
- LETTERS IN CIRCLES ON DIAGRAM INDICATE GLASS TYPE THAT CORRESPONDS TO STICKERS ON GLASS
- START SLIDING GLASSES UP INTO POSITION AS SHOWN ON FRONT VIEW, STARTING FROM TOP TO BOTTOM
- SLIDE GRIPPER UP TO HOLD POSITION OF GLASS
- NOTE: MULTIPLE GLASSES MAY USE THE SAME CABLES

STYLE(S) #: 895140-161 -261 -171 -271



This drawing, specifications and the product depicted are the exclusive property of Fine Art Handcrafted Lighting®. In compliance with US copyright and patent requirements, notice is hereby given that this document and the product depicted shall not be copied, altered or used in any manner without the expressed written consent of Fine Art Handcrafted Lighting®.

www.finearthl.com

Tel:(305) 821-3850  
FINE ART LAMPS®

Fax:(305) 513-5736

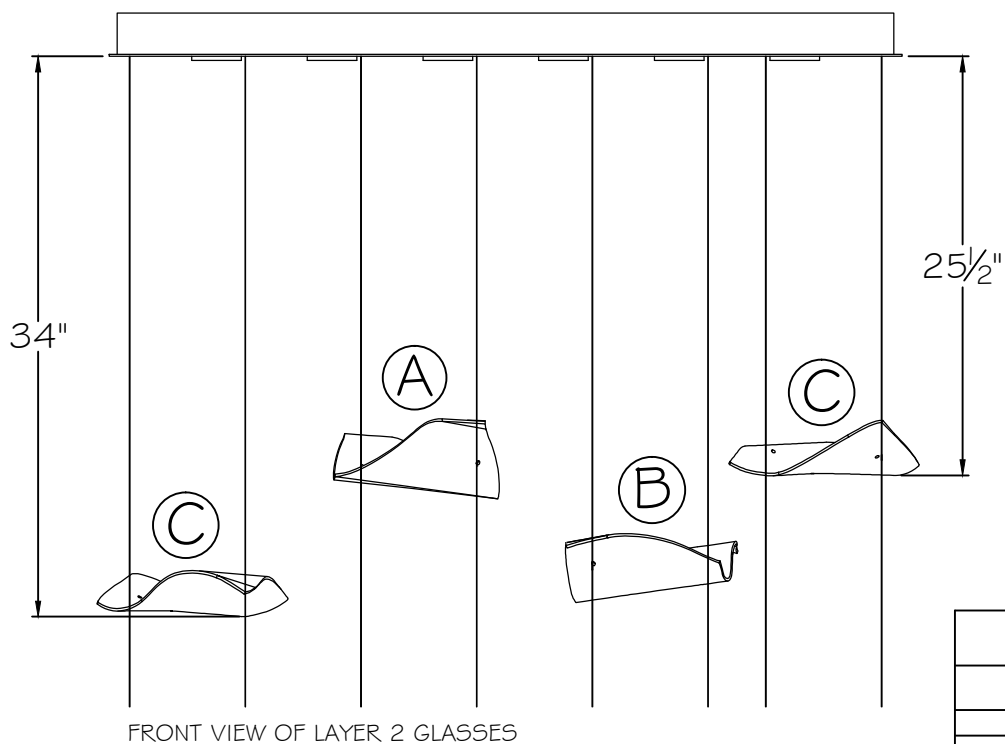
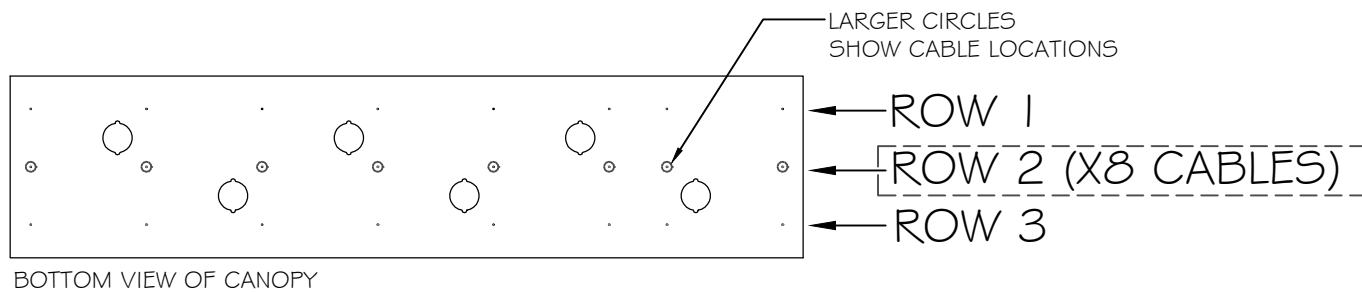
INSTRUCTION #:

00791495

SHEET

2 / 5

# INSTRUCTION



ROW 2	
GLASS TYPE	QUANTITY
TYPE A	1
TYPE B	1
TYPE C	2
<ul style="list-style-type: none"> <li>- NEXT ROW OF GLASSES TO BE INSTALLED IS ROW 2.</li> <li>- START SLIDING GLASSES UP INTO POSITION AS SHOWN ON FRONT VIEW, <u>STARTING FROM TOP TO BOTTOM</u></li> <li>- SLIDE GRIPPER UP TO HOLD POSITION OF GLASS</li> <li>- NOTE: MULTIPLE GLASSES MAY USE THE SAME CABLES</li> </ul>	

STYLE(S) #: 895140-161 -261 -171 -271



This drawing, specifications and the product depicted are the exclusive property of Fine Art Handcrafted Lighting®. In compliance with US copyright and patent requirements, notice is hereby given that this document and the product depicted shall not be copied, altered or used in any manner without the expressed written consent of Fine Art Handcrafted Lighting®.

www.finearthl.com

Tel:(305) 821-3850  
FINE ART LAMPS®

Fax:(305) 513-5736

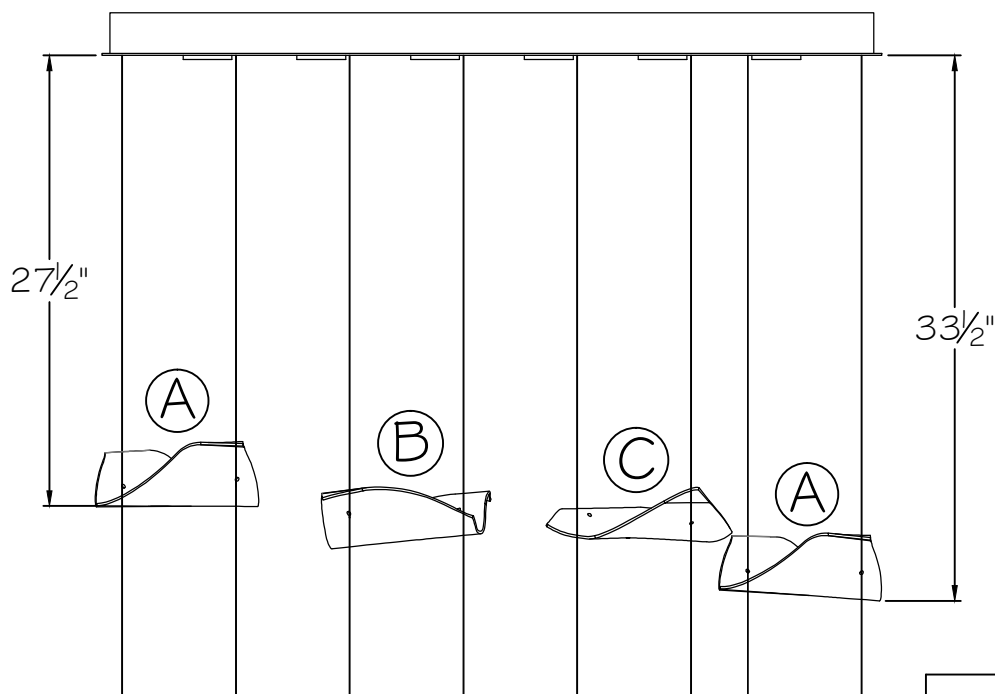
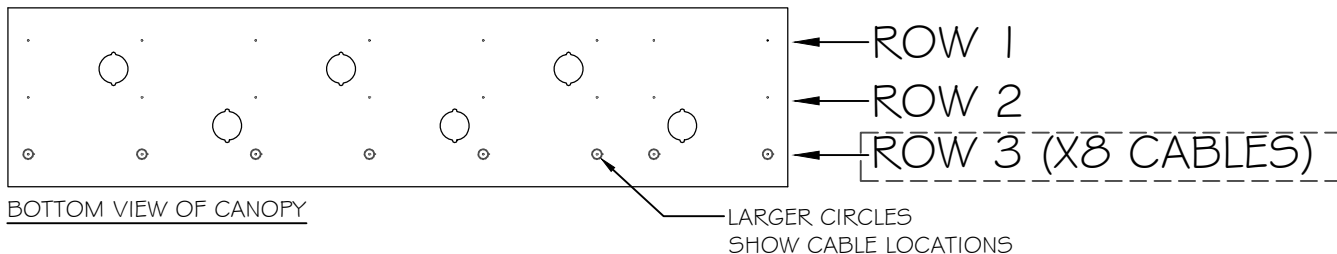
INSTRUCTION #:

00791495

SHEET

3 / 5

# INSTRUCTION



FRONT VIEW OF LAYER 3 GLASSES

ROW 3	
GLASS TYPE	QUANTITY
TYPE A	2
TYPE B	1
TYPE C	1
<ul style="list-style-type: none"> <li>- NEXT ROW OF GLASSES TO BE INSTALLED IS ROW 3.</li> <li>- START SLIDING GLASSES UP INTO POSITION AS SHOWN ON FRONT VIEW, <u>STARTING FROM TOP TO BOTTOM</u></li> <li>- SLIDE GRIPPER UP TO HOLD POSITION OF GLASS</li> <li>- NOTE: MULTIPLE GLASSES MAY USE THE SAME CABLES</li> </ul>	

STYLE(S) #: 895140-161 -261 -171 -271



This drawing, specifications and the product depicted are the exclusive property of Fine Art Handcrafted Lighting®. In compliance with US copyright and patent requirements, notice is hereby given that this document and the product depicted shall not be copied, altered or used in any manner without the expressed written consent of Fine Art Handcrafted Lighting®.

www.finearthl.com

Tel:(305) 821-3850  
FINE ART LAMPS®

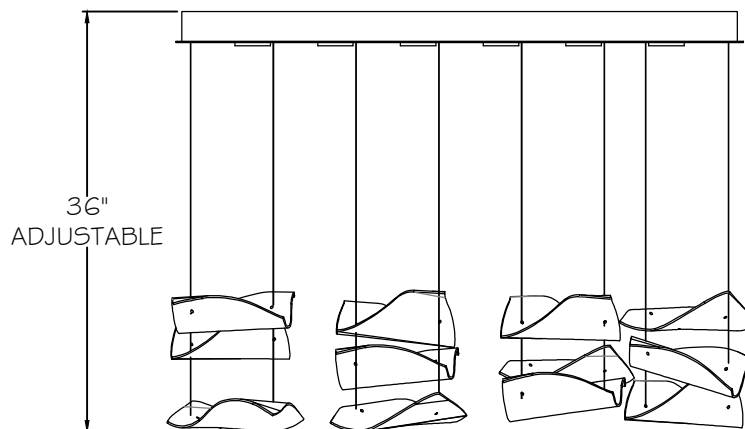
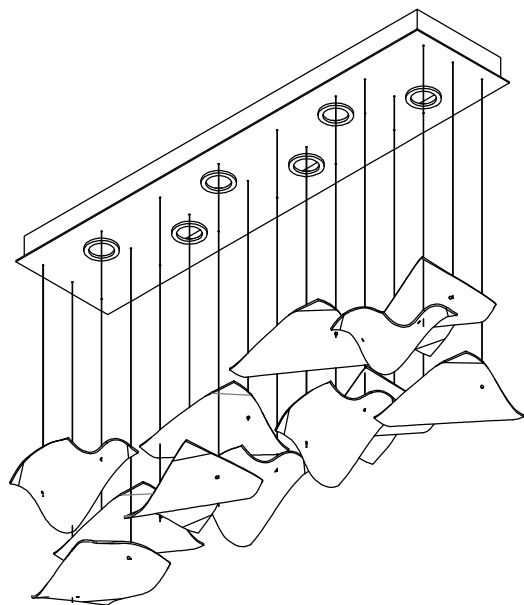
Fax:(305) 513-5736

INSTRUCTION #:

00791495

SHEET

4 / 5



- ONCE ALL GLASSES ARE INSTALLED AND FINAL GLASS POSITION IS ACHIEVED, ENSURE TO CUT EXCESS CABLES UP TO HARDWARE OF LOWEST GLASSES

STYLE(S) #: 895140-161 -261 -171 -271



This drawing, specifications and the product depicted are the exclusive property of Fine Art Handcrafted Lighting®. In compliance with US copyright and patent requirements, notice is hereby given that this document and the product depicted shall not be copied, altered or used in any manner without the expressed written consent of Fine Art Handcrafted Lighting®.

[www.finearthl.com](http://www.finearthl.com)

Tel: (305) 821-3850  
FINE ART LAMPS®

Fax: (305) 513-5736

INSTRUCTION #:

00791495

SHEET

5 / 5