

Earth® Luxe Tub Spout and Shower Faucet with Pressure-Balancing Mixing Valve

N-SLPB-TS15-CH-US

N-SLPB-TS15-BN-US

OVERVIEW

Featuring transitional design to match any bathroom decor, quality components, and performance driven water and energy savings, Niagara Conservation's Tub and Shower Faucet with Pressure-Balancing Mixing Valve is ideal for enhancing bathroom appeal and reducing utility bills. This attractive fixture and valve combination features premium components including a sculpted metal lever and ceramic cartridge for smooth, long-lasting, drip-free water control. Niagara's famous Earth® Luxe showerhead with patented Equiforce® Technology ensures bathers experience uniform flows, high pressure sprays, and broad coverage for warm, soothing showers over the years to come. Pressure balancing technology within the brass valve protects against sudden temperature changes while bathing or showering. Integral stops allow for valve servicing without water disruption. Includes a cover plate and valve plug for shower-only installations.


FEATURES

- **Save 40% More Water Without Sacrificing Performance*** WaterSense Certified to comfortably and conveniently reduce water and energy use.
- **Enjoy Consistent Temperatures While Showering or Bathing** Pressure balancing to protects against sudden temperature changes.
- **Warm, Soothing, Great Feeling Sprays** Patented Equiforce® Technology delivers uniform, high-pressure, broad-coverage sprays.
- **Smooth and Precise Water Controls** Generously sized metal lever and a durable ceramic cartridge for silky, drip-free operation.
- **Versatile Installation Options** Includes cover plate and valve plug for shower-only applications.
- **Convenient Servicing** Integral stops allow for servicing valve with no disruption to unit or building water supply.
- **Limited Lifetime Warranty** Free repair or replacement of manufacturing defects for product's lifespan (restrictions apply).

SPECIFICATIONS

MODEL #	DESCRIPTION	BODY TYPE	FINISH
N-SLPB-TS15-CH-US	Bathroom Tub Spout and Shower Faucet with Mixing Valve	Earth® Luxe Showerhead, Tub Spout, Mixing Valve	Chrome
N-SLPB-TS15-BN-US	Bathroom Tub Spout and Shower Faucet with Mixing Valve	Earth® Luxe Showerhead, Tub Spout, Mixing Valve	Brushed Nickel

*Niagara Conservation Earth showerhead flow rate (1.5 GPM) vs. federal standard maximum flow rate (2.5 GPM) for showers



Certified by IAPMO R&T
Certified to ASME
A112.18.1 / CSA B125.1



1701 Charleston Regional Parkway, Suite A
Charleston, SC 29492
(843) 971-1414
www.amconservation.com

Earth® Luxe Tub Spout and Shower Faucet with Pressure-Balancing Mixing Valve

N-SLPB-TS15-CH-US

N-SLPB-TS15-BN-US



Quality And Style Meets Efficiency™

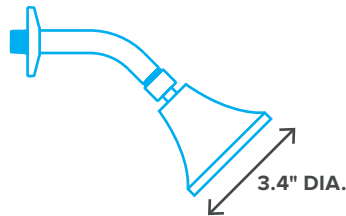
SPECIFICATIONS

MODEL #	SHOWERHEAD FLOW RATE	SHOWERHEAD SPRAYS	MIXING VALVE CARTRIDGE	INTEGRAL STOPS INCLUDED	TUB SPOUT INCLUDED	COVER & PLUG FOR SHOWER-ONLY APPLICATION INCLUDED
N-SLPB-TS15-CH-US	1.5 GPM*	Full, Massage, Combo	Ceramic	Yes	Yes	Yes
N-SLPB-TS15-BN-US	1.5 GPM*	Full, Massage, Combo	Ceramic	Yes	Yes	Yes

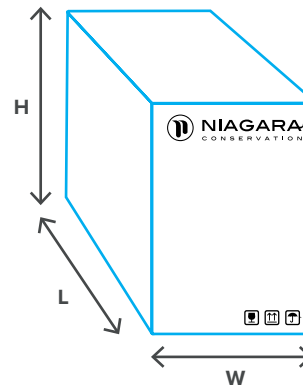
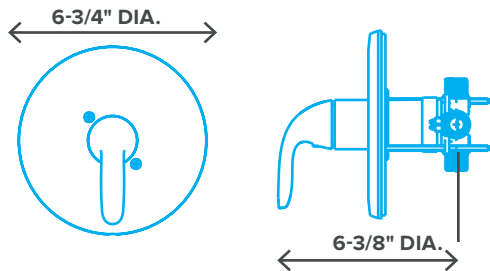
*1.5 gpm/5.7 lpm max flow at 80 psi; 1.13 gpm/4.3 lpm min flow at 45 psi

DIMENSIONS

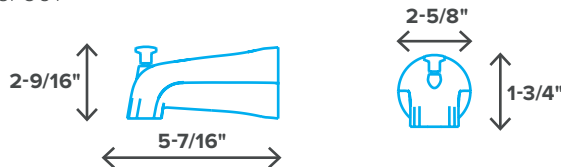
SHOWER HEAD



MIXING VALVE



TUB SPOUT



CASE

MODEL #	L	W	H	CASE QTY.	GROSS WT.
N-SLPB-TS15-CH-US	21.9"	8.9"	14.7"	6	27.1 lb
N-SLPB-TS15-BN-US	21.9"	8.9"	14.7"	6	27.1 lb

LIMITED LIFETIME WARRANTY



AM Conservation warrants that this product is free from defects in material and workmanship for the lifetime of the product from the date of the first purchase or the original distribution of the product under an energy conservation program, subject to the proper installation and/or use of the product. For full standard limited product warranty, please visit amconservation.com/warranties.

For warranty claims, please contact:
customer@amconservation.com

To learn more, please visit:
www.amconservation.com

