24" AND 30" OUTDOOR WALL MOUNT FAN

MODELS
292450C / 292451C



MODEL 292450C



MODEL 292451C

CONTENTS		
REF.	QTY.	DESCRIPTION
1	1	WALL BRACKET
2	1	ANGLE SUPPORT BRACKET
3	1	RIGHT SUPPORT
4	1	LEFT SUPPORT
5	1	MOTOR
H1	3	M10 x 1.5 x 22 mm Lg. phillips hex bolt
H2	4	M10 plain washer
H3	4	M10 lock washer
H4	4	M10 x 1.5 hex nut
H5	2	M6 x 1.0 x 20mm Lg. phillips hex bolt
H6	1	M6 plain washer
H7	5	M6 lock washer
H8	1	M6 x 1.5 hex nut
H9	1	M10 x 1.5 x 35mm Lg. phillips hex bolt
H10	4	M6 x 1.0 x 15mm Lg. phillips hex bolt

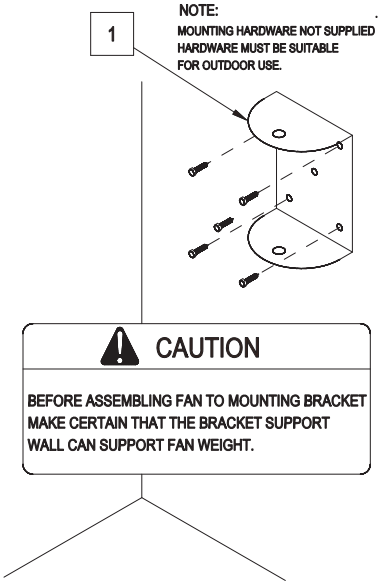

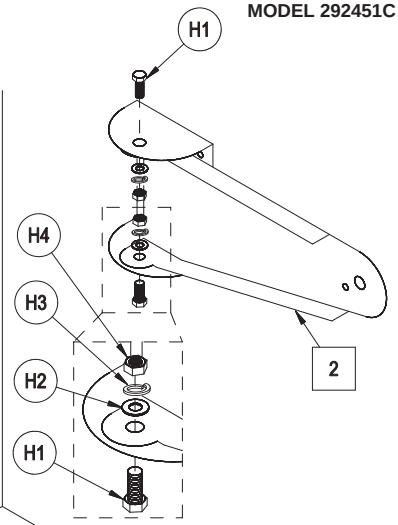

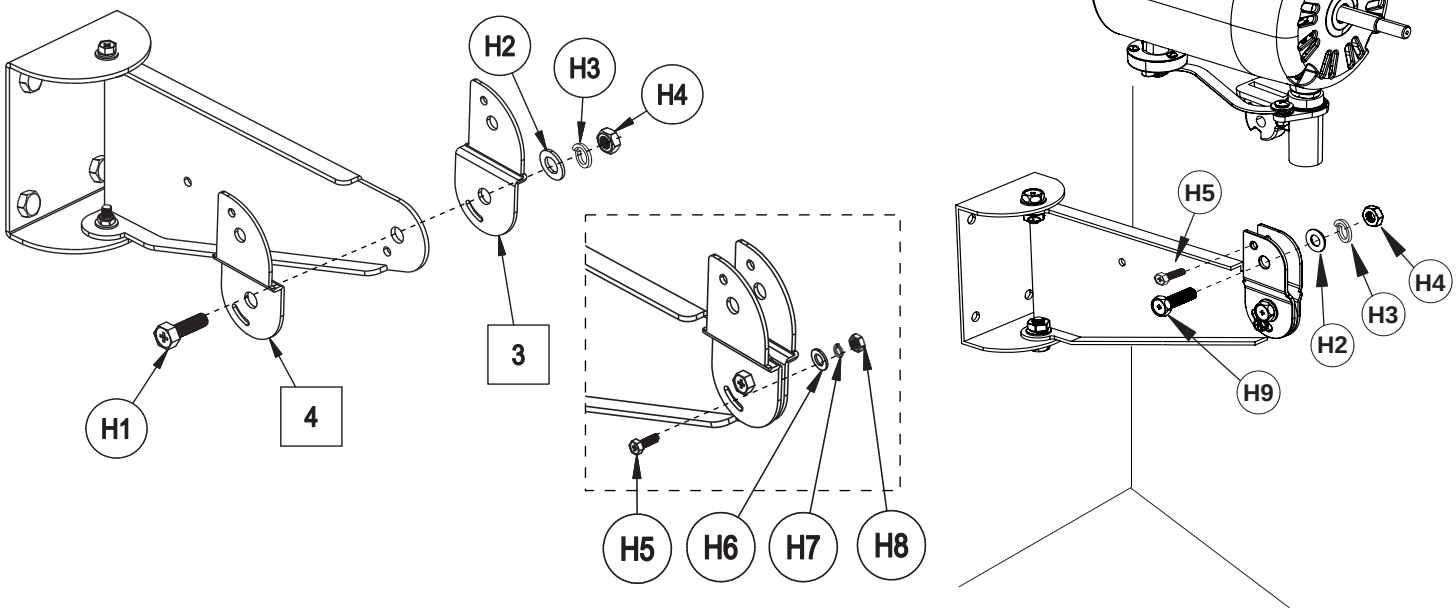

24" AND 30" OUTDOOR WALL MOUNT FAN

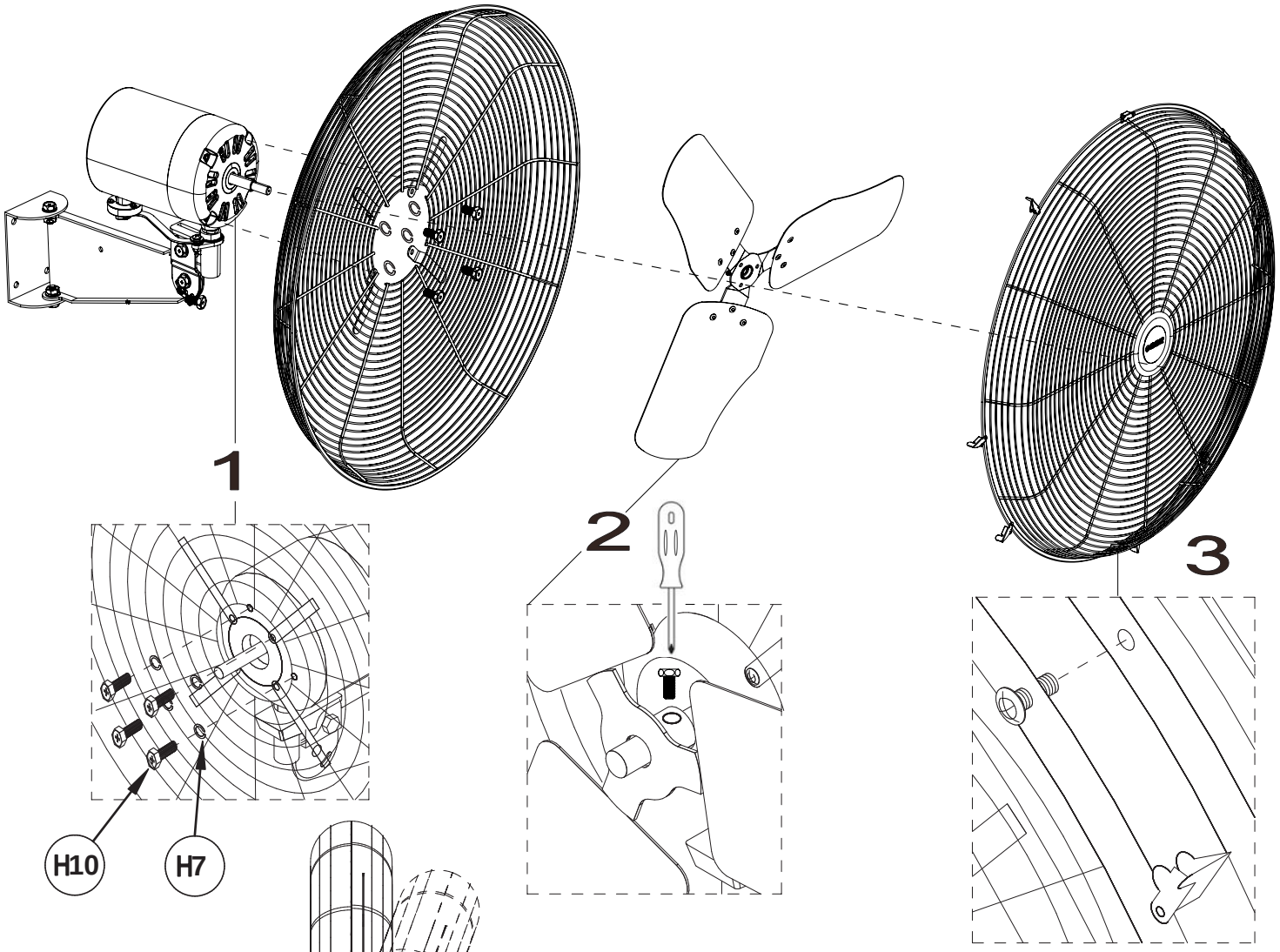

Caution : Unplug Prior To Adjusting.

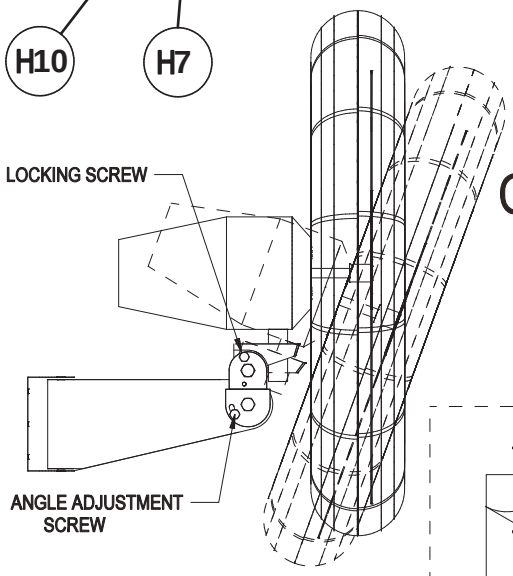

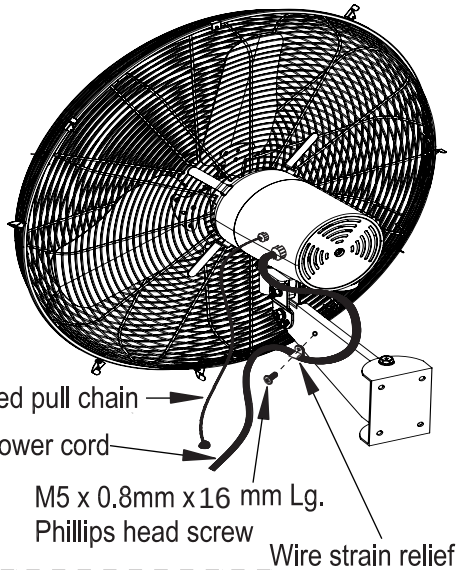

TO OSCILLATE

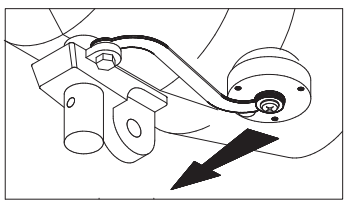



Loosen screw clockwise and push toward arrow. Retighten.

This Screw Is Reverse Thread
Turn Clockwise (RIGHT) To Loosen.

ANGLE ADJUSTMENT

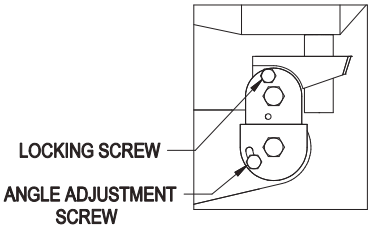

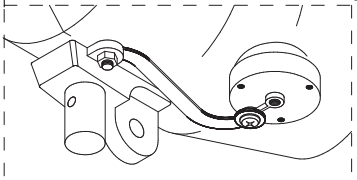

VENTILADOR DE PARED PARA EXTERIORES DE 24" Y 30"

MODEOS
292450C / 292451C



MODELO 292450C



MODELO 292451C

NOTA:
EL HARDWARE DE MONTAJE NO ES SUMINISTRADO.
EL HARDWARE DEBE SER ADECUADO
ARA USO EN EXTERIORES.

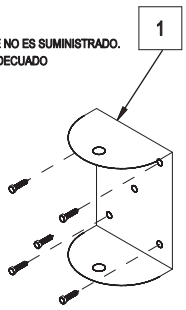

PRECAUCIÓN:
ANTES DE ENSAMBLAR EL VENTILADOR A LA MÉNSULA DE PARED, ASEGURESE DE QUE LA PARED PUEDA SOPORTAR EL PESO DEL VENTILADOR.

CONTENIDO		
REF.	CANT.	DESCRIPCIÓN
1	1	MÉNSULA DE PARED
2	1	MÉNSULA DE SOPORTE DE ÁNGULO
3	1	SOPORTE DERECHO
4	1	SOPORTE IZQUIERDO
5	1	MOTOR
H1	3	Tornillo Hexagonal de cabeza Phillips M10 x 1.5 x 22 mm Lg.
H2	4	Arandela plana M10
H3	4	Arandela de seguridad M10
H4	4	Tuerca hexagonal M10 x 1.5
H5	2	Tornillo hexagonal Phillips M6 x 1.0 x 20mm Lg.
H6	1	Arandela plana M6
H7	5	Arandela de seguridad M6
H8	1	Tuerca hexagonal M10 x 1.5
H9	1	Tornillo hexagonal Phillips M10 x 1.5 x 35mm Lg.
H10	4	M6 x 1.0 x 15mm Lg. phillips hex bolt

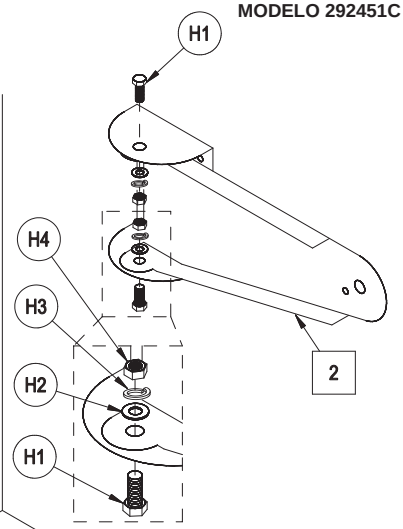

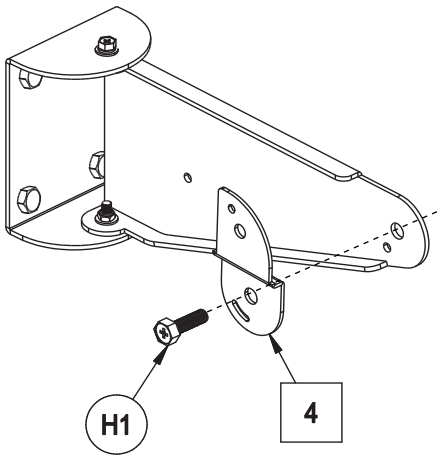

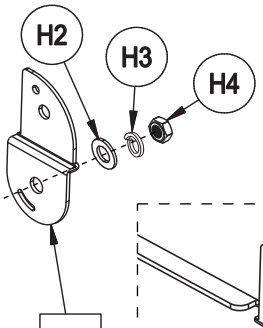

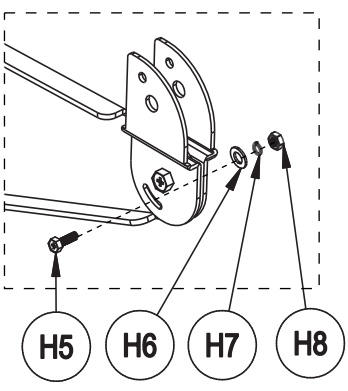

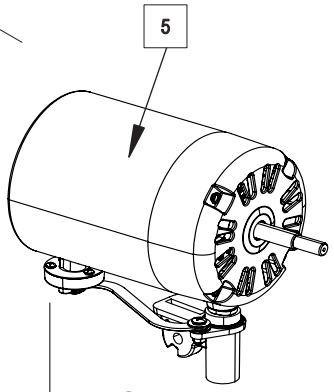

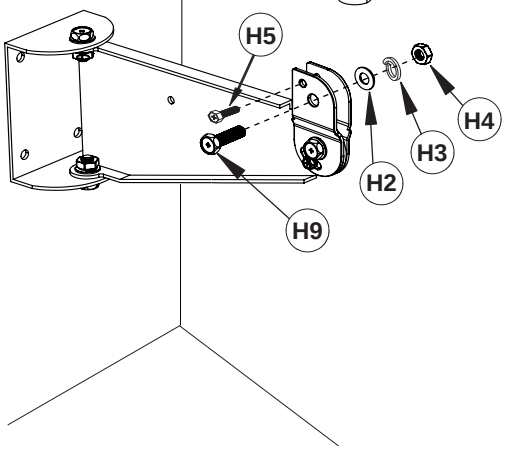

VENTILADOR DE PARED PARA EXTERIORES DE 24" Y 30"

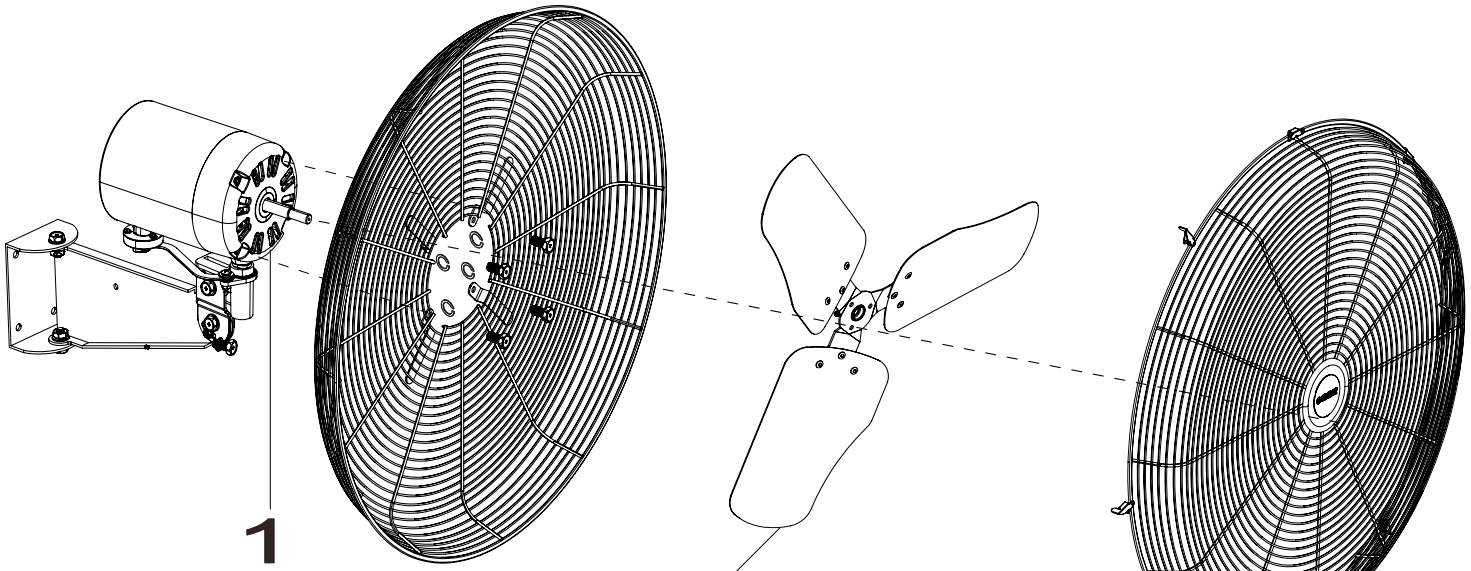

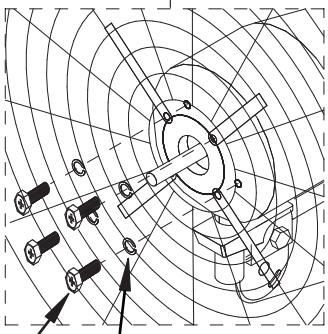

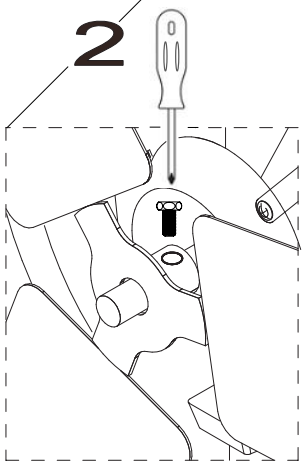

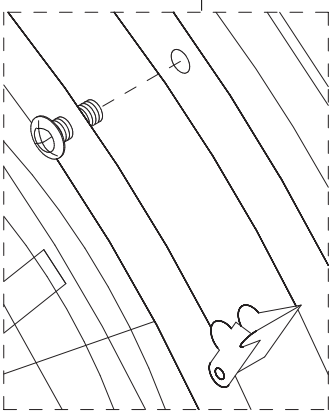

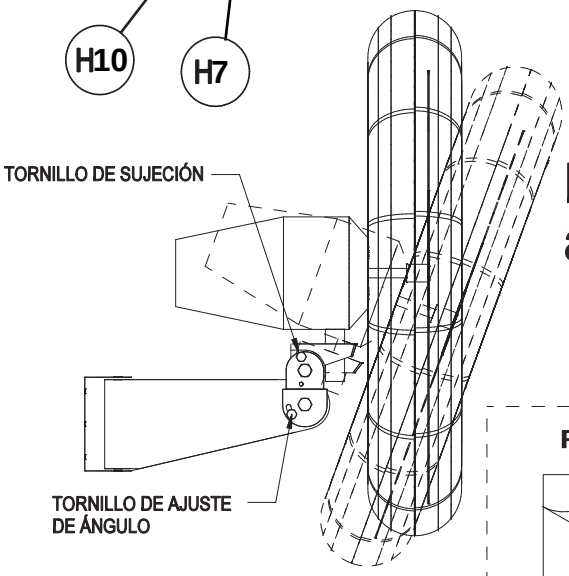

Precaución: Desconecte la alimentación antes del ajuste

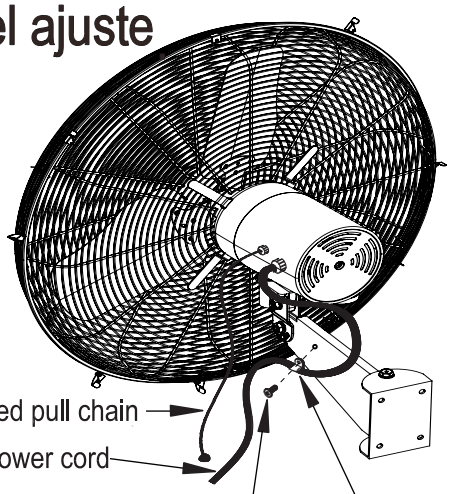

PARA OSCILAR

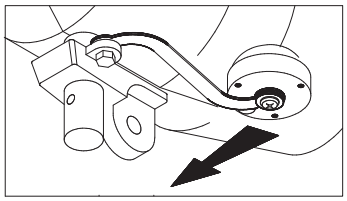



Afloje el tornillo y mueva la barra como la flecha indica. Vuelva a apretar el tornillo en la nueva posición. Este tornillo es de roscado inverso. Gire en el sentido de las agujas del reloj para aflojar.

AJUSTE DE ÁNGULO

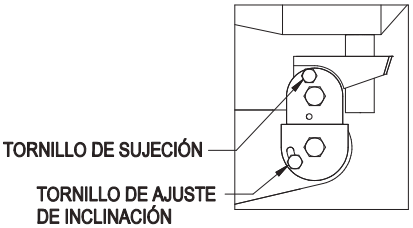

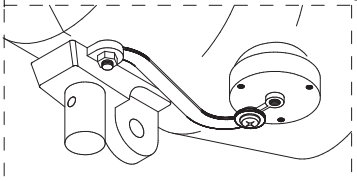

24 et 30 Ventilateur Montage Mural Pour L'Exterieur

MODÈLES
292450C / 292451C



Modèle 292450C



Modèle 292451C

Notez:
matériel de montage non fourni.
Le matériel doit être adapté
à une utilisation en extérieur.

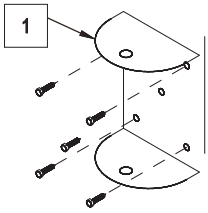

Attention:

Avant le montage ventilateur au support de montage, se assurer que la paroi de support de support peut supporter le poids du ventilateur

Contenants		
Ref.	Qté	Description
1	1	Support mural
2	1	bride de soutien d'angle
3	1	Soutien droite
4	1	Soutien gauche
5	1	Moteur
H1	3	Boulon a tête hexagonale Phillips M10 x 1.5 x 22 mm grandes.
H2	4	M10 rondelle
H3	4	M10 rondelle de blocage
H4	4	M10 x 1.5 écrou hexagonal
H5	2	M6 x 1.0 x 20mm grandes Phillips boulon a tête hexagonale
H6	1	M6 rondelle
H7	5	M6 rondelle de blocage
H8	1	M6 x 1.5 ecrou hexagonal
H9	1	M10 x 1.5 x 35mm grandes Phillips boulon a tête hexagonale
H10	4	M6 x 1.0 x 15mm grandes Phillips boulon a tête hexagonale

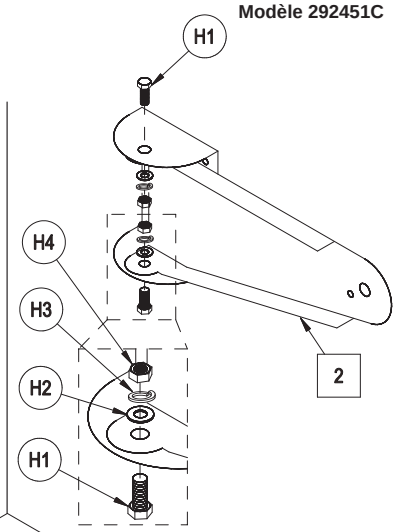

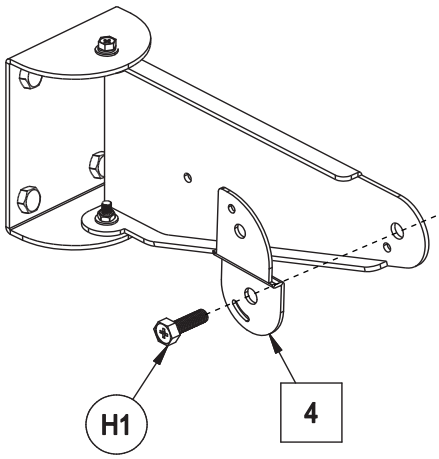

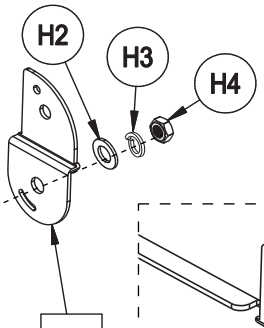

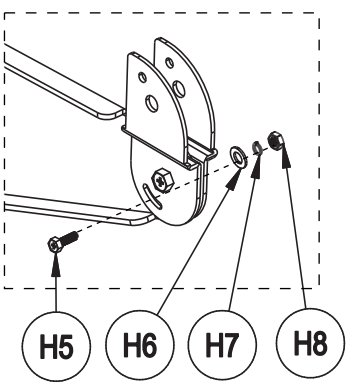

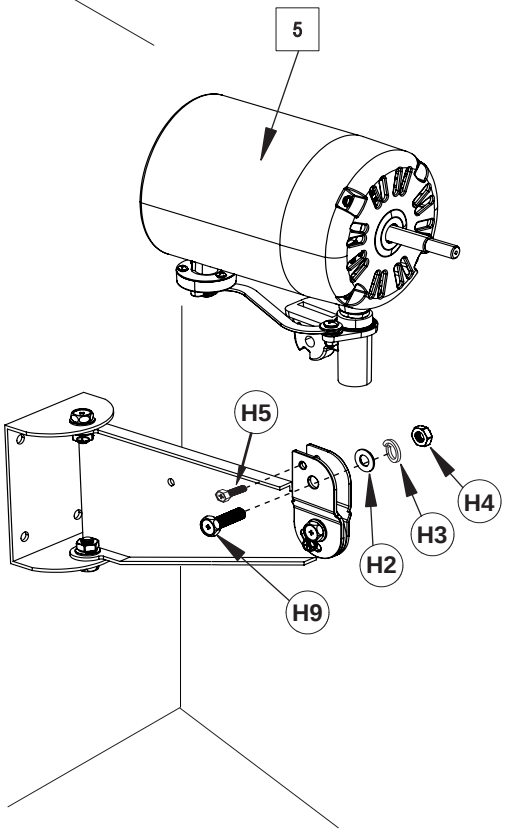

24 et 30 Ventilateur Montage Mural Pour L'Exterieur

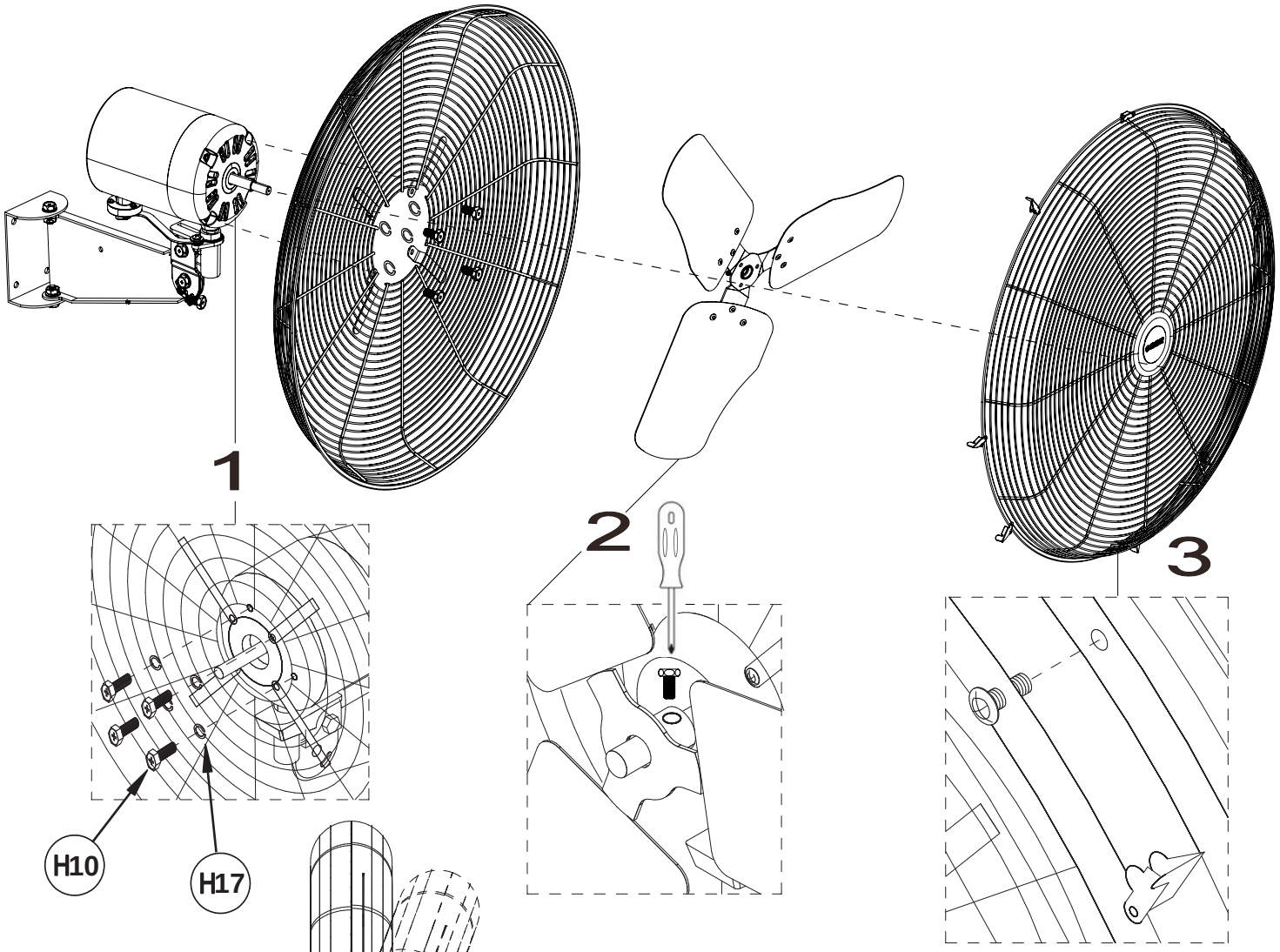

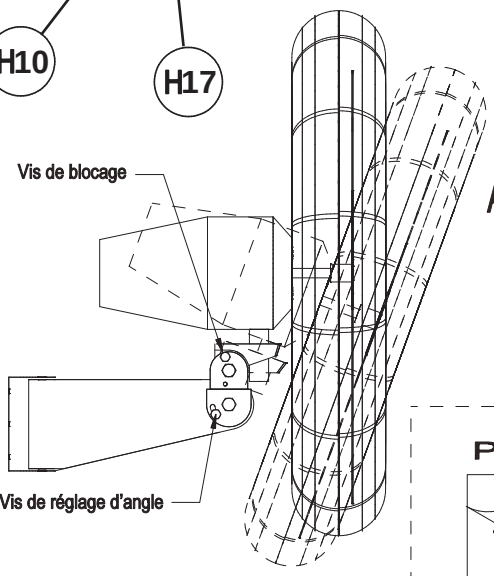

AVERTISSEMENT!! Débranchez AVANT D'AJUSTER

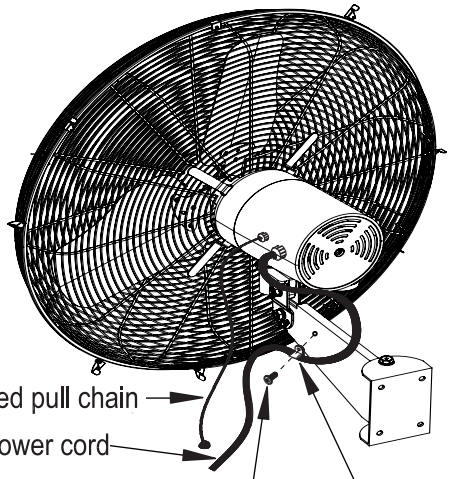

POUR OSCILLER

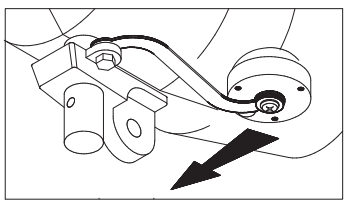



Desserrer la vis dans le sens horaire et pousser Vers flèche. Resserrer

Cette vis est thread inverse
Tour vers la droite pour desserrer

AJUSTE DE ÁNGULO

