User's manual	Manual del usuario	Manuel de l'utilisateur
Customer Service US: 1-800-645-2986	Servicio de atención al Cliente US: 1-800-645-2986	Service à la clientèle Canada: 888-645-2986

Lithium Iron Phosphate Portable Power Station

Model: 436987

Read the instructions carefully before use and follow the instructions pertaining to risk of fire, electric shock, or injury to persons. Keep these instructions in a safe location for future reference. For questions, visit globalindustrial.com or contact Customer Service at 1-800-645-2986

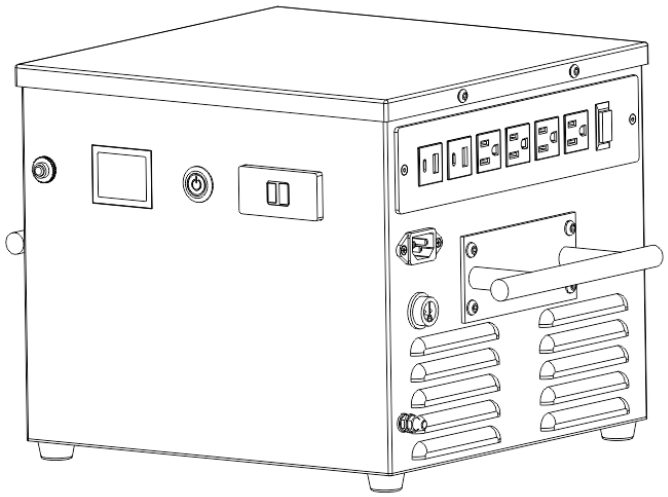

⚠ WARNINGS & PRECAUTIONS

- Different electrical appliances have different voltage standards. Before use, please carefully check whether the rated voltage range of the product is consistent with the voltage range of the portable power station, otherwise, it may lead to dangerous situations.
- After the battery is discharged to the cut-off voltage, continuing to discharge is called over-discharge. It can easily cause serious power loss in the battery, thereby greatly shortening its service life. Therefore, deep discharge should be avoided as much as possible when using the battery. And do charge in time.
- The product should be kept away from fire, high-temperature environments, and humid and rainy environments during use and storage, otherwise it may lead to dangerous situations.
- This product has a built-in high-voltage power supply, and non-professionals should not disassemble it by themselves.
- **DO NOT** discard the product at the end of its service life. Recycle the product according to local laws and regulations.
- This product should be protected from rain, water immersion, and violent vibration during transportation.
- It cannot be used at an altitude exceeding 2000m.
- The product is AC output. Please do not insert your hands or hand-held metal conductors into the AC socket.
- **DO NOT** drop, squeeze, or collide with the product, so as not to subject the product to external pressure, which may cause a short circuit of the internal circuit of the product and damage to the battery.
- After use, please turn off the machine in time (the no-load power consumption will continue to consume battery power when the machine is on.)

LiFe PO4 Portable Power Station 436987

⚠ WARNINGS & PRECAUTIONS

- This product and its accessories may contain some small parts. Please keep the product and its accessories out of the reach of children. Children may accidentally damage the product and its accessories, or swallow small parts, causing suffocation or other dangers, children or people with mental retardation need to use this product accompanied by their guardians.
- **DO NOT** use the product during thunderstorms. This may cause product failure or electric shock.
- If the product accidentally falls into the water during use, place it in a safe open area and do not turn it on again.
- Please use the charging cable provided with the product to charge it, otherwise there will be a security risk.
- The product must be securely and effectively grounded before use.

⚠ IMPORTANT SAFETY INSTRUCTIONS

Appliance coupler is used as the isolation means to isolate from the supply mains. **DO NOT** position the equipment to a location so that it is difficult to operate the disconnection device.

- **Read All** the instructions before using the product.
- To reduce the risk of injury, **CLOSE SUPERVISION** is necessary when the product is used **NEAR CHILDREN.**
- **Do Not** put fingers or hands into the product.
- Use of an attachment not recommended or sold by power pack manufacturer may result in a risk of fire, electric shock, or injury to persons.
- To reduce risk of damage to the electric plug and cord, pull the plug rather than the cord when disconnecting the power pack.
- **DO NOT** use a battery pack or appliance that is damaged or modified. Damaged or modified batteries may exhibit unpredictable behavior resulting in fire, explosion or risk of injury.
- **DO NOT** disassemble the power pack, take it to a qualified service person when service or repair is required. Incorrect reassembly may result in a risk of fire or electric shock.
- To reduce the risk of electric shock, unplug the power pack form the outlet before attempting any instructed servicing.
- When charging the internal battery, work in a well ventilated area and do not restrict ventilation in any way.
- Under abusive conditions, liquid may be ejected from the battery; avoid contact. If contact accidentally occurs, flush with water. If liquid contacts eyes, additionally seek medical help. Liquid ejected from the battery may cause irritation or burns.
- **DO NOT** expose a power pack to fire or excessive temperature. Exposure to fire or temperature above 130°C(of 265°F) may cause explosion.
- Have servicing performed by a qualified repair person using only identical replacement parts. This will ensure that the safety of the product is maintained.
- Risk of Electric Shock. **NEVER** use power pack to supply power tools to cut or access to live parts or live wirings, or materials that may contain live parts or live wirings inside, such as building walls, etc.
- **DO NOT** operate the power pack with a damaged cord or plug, or a damaged output cable.

SAVE THESE INSTRUCTIONS

LiFe PO4 Portable Power Station 436987

⚠ IMPORTANT SAFETY INSTRUCTIONS

Grounding Instructions

- **This product MUST be grounded. If** it should malfunction or breakdown, grounding provides a path of least resistance for electric current to reduce the risk of electric shock. This product is equipped with a cord having an equipment grounding conductor and a grounding plug. The plug must be plugged into an outlet that is properly installed and grounded in accordance with all local codes ordinances.

⚠ CAUTION

- Risk of Injury To Persons. **DO NOT** use this product if the power cord or the battery cables are damaged in any way.
- Risk of Electric Shock. Connect **ONLY** to properly grounded outlets.
- This device is not intended for use in a commercial repair facility.
- Risque de blessure aux personnes. Ne pas utiliser ce produit si le cordon d'alimentation ou les câbles de batterie sont endommagés de quelque façon.
- Risque de décharge électrique. Brancher l'unité uniquement à des prises de courant correctement mises à la masse.
- Le dispositif n'est pas destiné à être utilisé dans un atelier de réparation commercial.

⚠ WARNING

Improper connection of the equipment grounding conductor is able to result in a risk of electric shock. Check with a qualified electrician if you are in doubt as to whether the product is properly grounded. **DO NOT** modify the plug provided with the product – if it will not fit the outlet, have a proper outlet installed by a qualified electrician.

- **DO NOT** overcharge the internal battery. See Instruction Manual.
- **DO NOT** smoke, strike a match, or cause a spark in the vicinity of the power pack.
- **ONLY** charge the internal battery in a well ventilated area.
- Risk of Fire. This device contains energy higher than 1 kWh. **DO NOT** use in a sleeping room or any habitable space of a dwelling unit.
- Ne pas surcharger la batterie interne. Consulter le manuel d'utilisation.
- Il ne faut pas fumer, allumer une allumette ou produire des étincelles à proximité du bloc d'alimentation.
- Charger la batterie uniquement dans un endroit bien aéré.
- Risque de d'incendie. Cet appareil contient une énergie supérieure à 1 kWh. Ne pas utiliser dans une chambre à coucher ou tout espace habitable d' une unité d' habitation.

⚠ DANGER

This device is intended to be used indoors only. **DO NOT** use outdoors.

Le dispositif est destiné à être utilisé à l'intérieur seulement. Ne pas l'utiliser à l'extérieur.

Moving and Storage Instructions

- The user can hold handles on both sides to move the product;
- The product needs to be stored away from fire and humid environments. The ambient temperature should be 5°F-131°F (-15℃-55℃); the relative humidity ≤ 93% without condensation and the atmospheric pressure from 70kPa to 106kPa.

SAVE THESE INSTRUCTIONS

LiFe PO4 Portable Power Station
436987

Technical Parameters

Item		Parameter
Nominal Power		1000 W
Peak Power		2KW
Battery Parameters		LiFePO4 25.6V 52AH
Product Size		16.81*12.09*10.83inch (427*307*275mm)
Product N.W.		46.30LBS (21KG)
Ambient Temperature Range		32°F-104°F (0℃ -40℃) Relative Humidity:≤80% Altitude≤2000M
Transport and Storage Environment		Temperature: 5°F-131°F (-15℃-55℃) Relative Humidity≤93%(No Condensation) Atmospheric Pressure: 70kPa ~ 106kPa
Input	PV Charging	INPUT: 10-60V 400W
	Mains Charging	110-120V 60Hz 900W
Output	USB-A*Output	PD20W
	USB-C*Output	PD20W
	AC Output	4*American Standard three-hole Sockets 110V 60Hz
Charging Time	PV Charging	About 4.5H
	Mains Charging	About 1.7H
Note: The product is equipped with a bidirectional inverter.		

Package Contents

- Portable Power Station*1
- Product Manual*1
- Charging Cable*1

LiFe PO4 Portable Power Station 436987

Product Use and Function Instruction

Application and Function Introduction: The portable power station transforms LiFePO4 DC to AC pure sine wave by inverter. When the product is out of power or finished using, it can be charged by mains, without which this product can output AC to charge devices with corresponding power such as fridges, computers, and printers. With two handles on the left and right side, the product appears easy to move. Also, the 2-inch high-resolution LCD on the product displays battery power and charging status. What' s more, the AC output sockets are installed with an overload protector. The product is equipped with protective functions like output overload, short circuits, and over-temperature.

Product Main Structure Composition

The portable power station is mainly composed of a metal shell, inverter, LCD display, and LiFePO4 battery.

Panel Function Description

- **Front Panel**

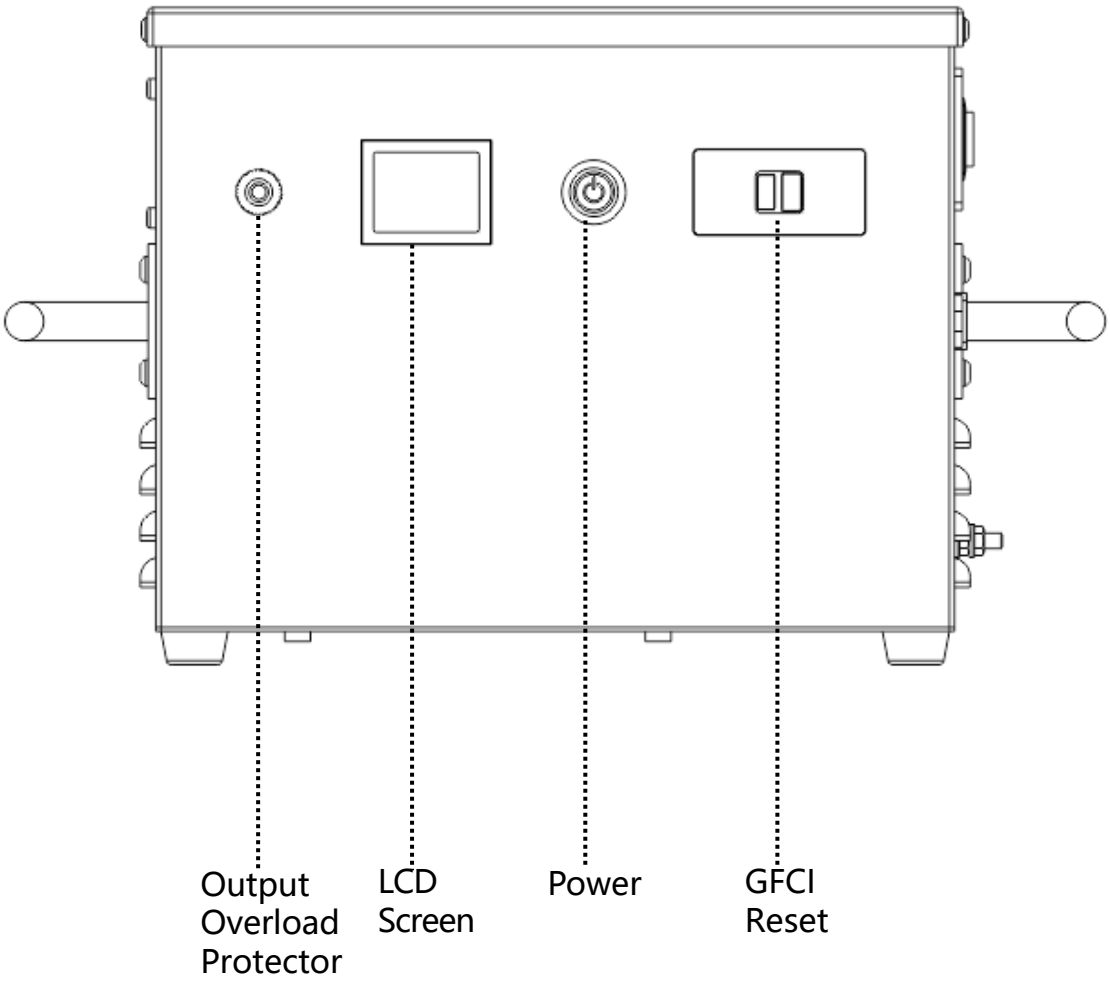

LiFe PO4 Portable Power Station
436987

➢ **Left Side**

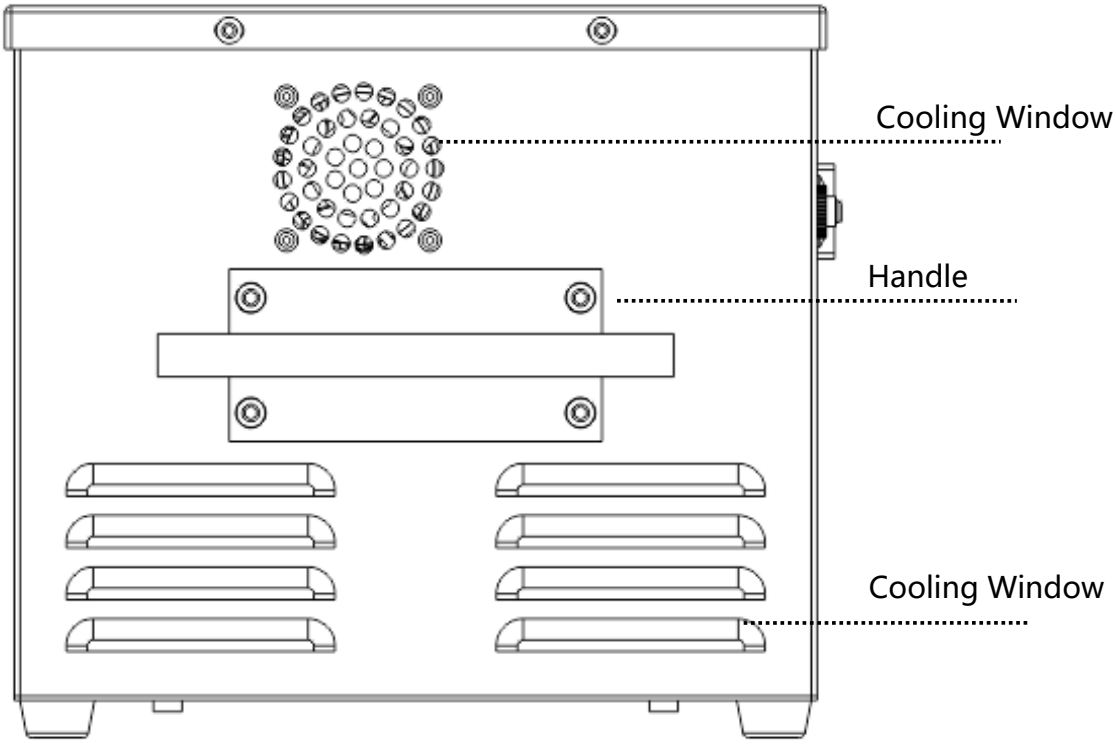

➢ **Right Side**

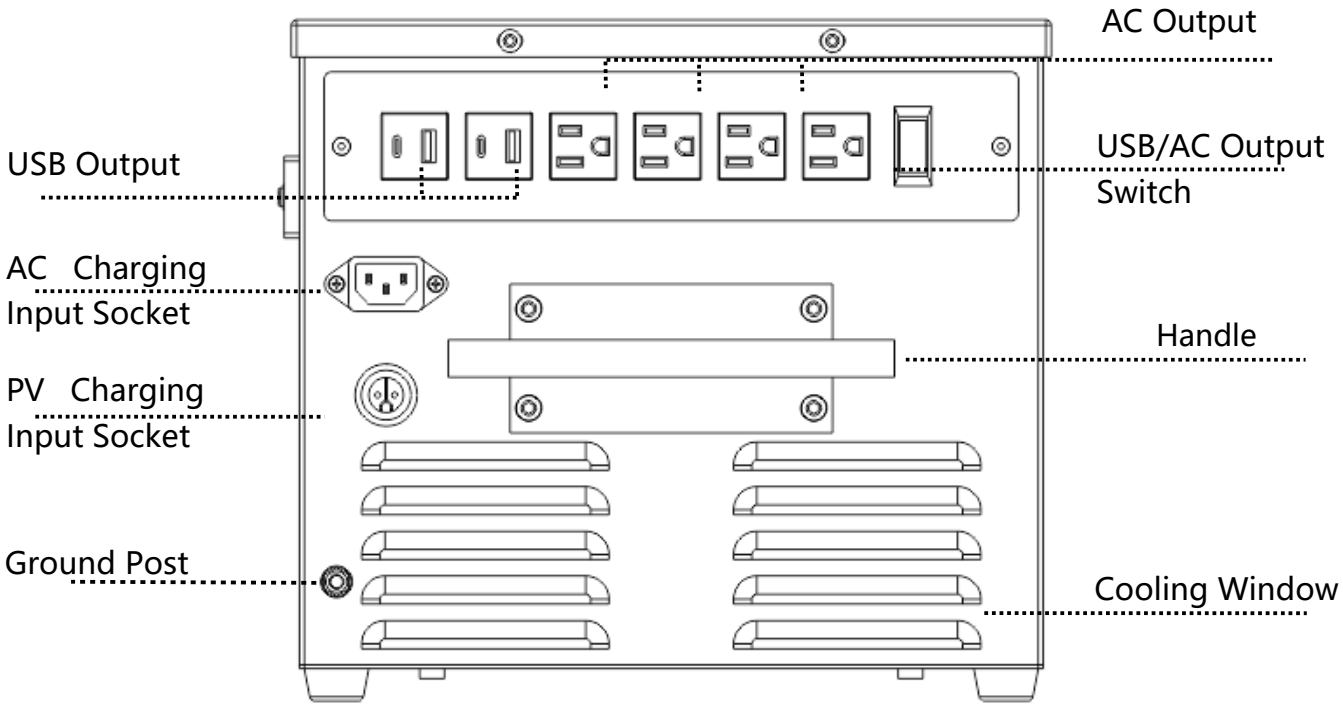

LiFe PO4 Portable Power Station 436987

➢ **Disaply Interface Description**

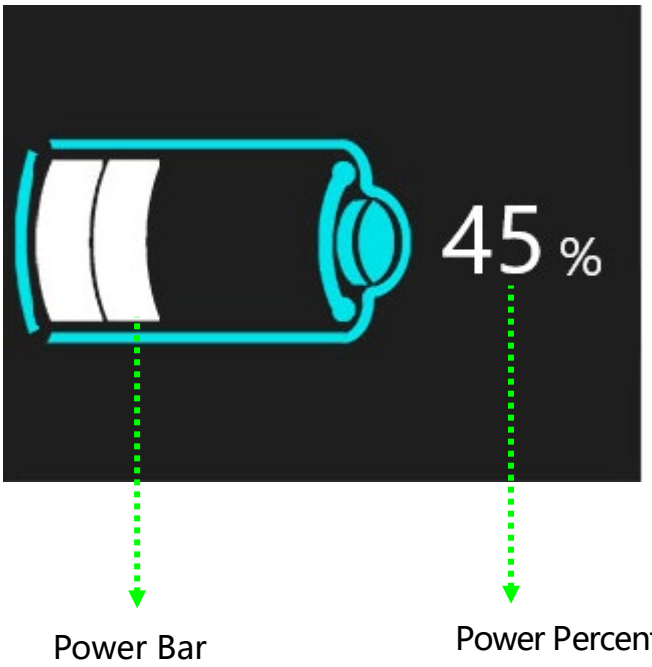

Operation and Usage

1. Steps for the First Start of Portable Power Station:

1) Check whether there is any visible damage to the appearance of the station and whether the output interfaces are loose or damaged (If abnormal conditions occur, stop using)
2) Fix the grounding post to the ground.
3) Press the "POWER" button on the front panel, and if the green light comes on, it indicates that the startup has been successful. Observe the screen to see whether the battery is fully charged. When the battery level is below 30%, it is recommended to fully charge it before use.

2. Charging Steps:

1) AC charging: First, confirm whether the mains grid voltage and frequency are within the range of mains charging input parameters of this product. Second, confirm that there is no load on the AC output socket, and plug one end of the AC charging cable in the accessory into the charging socket on the back of the power station, and the other one end into the mains power socket. Then, check whether the battery bar on the LCD is still bouncing (If bouncing, it means that the product is charging.)

LiFe PO4 Portable Power Station 436987

Operation and Usage

2. Charging Steps:

2) Solar photovoltaic charging： Please check the photovoltaic input voltage range before charging. After confirming that the positive and negative poles of the input interface correspond correctly to the positive and negative poles on the product socket, insert the input interface into the photovoltaic charging socket.
Then, turn on the power switch on the front panel and check if the battery bar on the LCD is bouncing (If bouncing, it means that the product is charging). During the charging process, the power switch must be turned on, otherwise, the product cannot be charged (Ensure that there is sufficient sunlight when using photovoltaic charging).

3. AC Output On-load Usage

AC on load: Before use, please check that the power range and voltage range of the on-load electrical equipment should match the output parameters of the station. Insert the power plug of the loaded product into the output socket of the power station, and turn on the power switch. Then the loaded device would normally work.

4. USB Output On-load Usage

Before using the power station, please check that the voltage and the corresponding parameter range of the on-load electrical device are consistent with the power station. Insert the interface of the on-load electrical device into the corresponding USB interface, and turn on the power switch. Then the loaded device would normally work.

Product Maintenance

1. Newly products should be fully charged before use.
2. Regularly remove dust and dirt from the heat dissipation window.
3. In the case of long-term storage for more than three months, not less than 50% of the power storage shall be maintained.
4. If stored for more than 6 months, please charge and discharge the product 1-2 times.

LiFe PO4 Portable Power Station 436987

Common Troubleshooting

Issue	Suggested Action
Unable to Perform Mains Charging	• If the mains input voltage range exceeds the parameter range of the power station, it cannot be charged. • Check whether the specifications of the charging cable are consistent with those equipped with this power station and check whether there is an open circuit.
Unable to Perform AC Load	• Check whether the power button is on. • Confirm whether the power of the load appliance is within the normal load range of the power station.
USB/DC No-output	• Check whether the power button is on; • Check whether the load connection line is on open circuit phenomenon. • Check if the output interface is fully inserted and firmly connected.
After turning on the main power switch of the power station, the product cannot start normally and the display screen doesn't work	In this case, it should be considered that the product battery may be out of power, the internal reverse controller cannot be started, and the battery enters a state of power loss sleep. You can first access the mains to charge the product and activate it. When the battery is fully charged, it can be used.
Why does the output shut off when the battery is discharged to 10%?	The product is set to turn off the output when the battery power is ≤10%. This is to protect the battery cell from over-discharge. When this situation occurs, the battery should be charged immediately.
Unable to Perform Photovoltaic Charging	• Check whether the voltage range and current of the photovoltaic panel are within the parameter range of the power station. • Make sure to use it in sufficient light. • Before PV charging, the POWER switch should be turned on so that the power station can be charged under the startup status. • Check whether the positive and negative poles of the photovoltaic panel connection line correspond to those on the product socket, and the plug and socket should match. • Check whether the photovoltaic panel connection line is broken or on open circuit phenomenon.