



STAINLESS STEEL ECONOMY STAINLESS STEEL WORK TABLES



Stainless Steel Bullet Feet are standard on SLAG, SFLAG & KSLAG Series



Item #: _____ Qty #: _____
 Model #: _____
 Project #: _____

FEATURES:

SLAG Top is furnished with 1 5/8" sanitary rolled rim on front and rear & square ends.

SFLAG Top is furnished with 1 5/8" sanitary rolled rim on front and square ends, and 1 1/2" backsplash on rear.

KSLAG Top is furnished with 1 5/8" sanitary rolled rim on front and square ends, and 5" backsplash on rear.

Two hat-channels stud welded under tabletop to reinforce and maintain a level work surface.

Aluminum die cast "leg-to-shelf" clamp secures shelf to leg eliminating unsightly nuts and bolts. Undershell is fully adjustable.

CONSTRUCTION:

All TIG welded. Exposed weld areas polished to match adjacent surface.

Top is sound deadened.

Roll formed embossed galvanized hat channels are secured to top by means of structural adhesive and weld studs.

Gussets welded to support hat channels.

MATERIAL:

TOP: 16 gauge stainless steel type "430" series.

SHELF: 18 gauge stainless steel.

LEGS: 1 5/8" diameter tubular stainless steel. Stainless steel gussets. 1" adjustable stainless steel bullet feet.



FLAT TOP
SLAG-X Series



1-1/2" BACKSPASH
SFLAG-X Series



5" BACKSPASH
KSLAG-X Series

	L	Model #	WT.	Cu. Ft.	Cu.		Cu.			
					WT.	Ft.	Model #	WT.	Ft.	
		FLAT TOP			1 1/2" SPLASH		5" SPLASH			
18" WIDE	24"	SLAG-182-X	37 lbs.	4	-	-	-	-		
	30"	SLAG-180-X	44 lbs.	4	-	-	-	-		
	36"	SLAG-183-X	47 lbs.	4	-	-	-	-		
	48"	SLAG-184-X	58 lbs.	5	-	-	-	-		
	60"	SLAG-185-X	66 lbs.	7	-	-	-	-		
	72"	SLAG-186-X	79 lbs.	8	-	-	-	-		
24" WIDE	24"	SLAG-242-X	44 lbs.	4	SFLAG-242-X	44 lbs.	4	KSLAG-242-X	48 lbs.	7
	30"	SLAG-240-X	50 lbs.	4	SFLAG-240-X	50 lbs.	4	KSLAG-240-X	55 lbs.	7
	36"	SLAG-243-X	56 lbs.	4	SFLAG-243-X	56 lbs.	4	KSLAG-243-X	61 lbs.	7
	48"	SLAG-244-X	69 lbs.	6	SFLAG-244-X	69 lbs.	6	KSLAG-244-X	75 lbs.	9
	60"	SLAG-245-X	80 lbs.	7	SFLAG-245-X	80 lbs.	7	KSLAG-245-X	89 lbs.	11
	72"	SLAG-246-X	95 lbs.	8	SFLAG-246-X	95 lbs.	8	KSLAG-246-X	102 lbs.	13
	84"	SLAG-247-X	108 lbs.	10	SFLAG-247-X	108 lbs.	10	KSLAG-247-X	117 lbs.	15
96"	SLAG-248-X*	128 lbs.	11	SFLAG-248-X*	128 lbs.	11	KSLAG-248-X*	137 lbs.	17	
30" WIDE	24"	SLAG-302-X	49 lbs.	5	SFLAG-302-X	49 lbs.	5	KSLAG-302-X	53 lbs.	8
	30"	SLAG-300-X	56 lbs.	5	SFLAG-300-X	56 lbs.	5	KSLAG-300-X	61 lbs.	8
	36"	SLAG-303-X	64 lbs.	5	SFLAG-303-X	64 lbs.	5	KSLAG-303-X	69 lbs.	8
	48"	SLAG-304-X	79 lbs.	7	SFLAG-304-X	79 lbs.	7	KSLAG-304-X	84 lbs.	11
	60"	SLAG-305-X	95 lbs.	8	SFLAG-305-X	95 lbs.	8	KSLAG-305-X	101 lbs.	13
	72"	SLAG-306-X	110 lbs.	10	SFLAG-306-X	110 lbs.	10	KSLAG-306-X	117 lbs.	16
	84"	SLAG-307-X	125 lbs.	12	SFLAG-307-X	125 lbs.	12	KSLAG-307-X	133 lbs.	18
96"	SLAG-308-X*	148 lbs.	13	SFLAG-308-X*	148 lbs.	13	KSLAG-308-X*	158 lbs.	20	
36" WIDE	36"	SLAG-363-X	73 lbs.	6	SFLAG-363-X	73 lbs.	6	-	-	-
	48"	SLAG-364-X	92 lbs.	8	SFLAG-364-X	92 lbs.	8	-	-	-
	60"	SLAG-365-X	111 lbs.	10	SFLAG-365-X	111 lbs.	10	-	-	-
	72"	SLAG-366-X	130 lbs.	12	SFLAG-366-X	130 lbs.	12	-	-	-
	96"	SLAG-368-X*	176 lbs.	15	SFLAG-368-X*	176 lbs.	15	-	-	-

All 8 ft. Tables Provided With 6 Legs



Customer Service Available To Assist You **1-800-645-3166** 8:30 am - 8:00 pm E.S.T.

For Orders & Customer Service:

Email: customer@advancetabco.com or Fax: 631-242-6900

For Smart Fabrication™ Quotes:

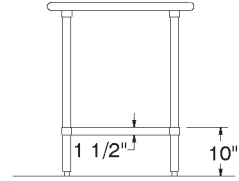

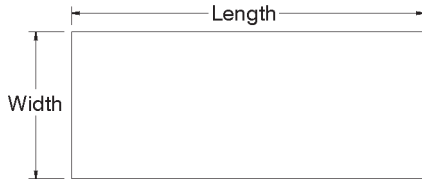
Email: smartfab@advancetabco.com or Fax: 631-586-2933

DETAILS and SPECIFICATIONS

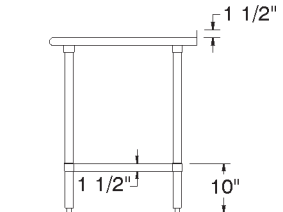

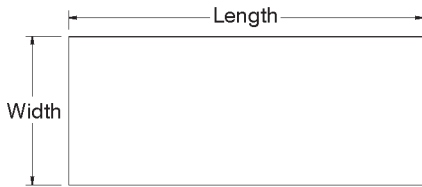
TOL \pm .500"

ALL DIMENSIONS ARE TYPICAL

SLAG SERIES - Flat Top



SFLAG SERIES - 1 1/2" Backsplash



KSLAG SERIES- 5" Backsplash

