



BEVERAGE-AIR

Project: _____

AIA#

Item: _____

Location: _____

SIS#

Approved: _____

MARKETMAX REFRIGERATOR

MMR23HC White Hinged Single Glass Door

Hydrocarbon Series

MODEL:

MMR23HC-1-W



3 Year Parts/Labor Warranty
Additional 4 Year Compressor Warranty

CABINET CONSTRUCTION

- Exterior finish is heavy-duty steel with a white baked on durable coating
- Heavy-duty interior construction includes white coated steel walls
- Modern one-piece grille
- Full electronic control
- Refrigerator have double pane lowE argon filled glass doors
- Self-closing door with 120° stay-open feature
- Snap-in gaskets, easy to remove for cleaning or replacement
- Field reversible door (hinge kit not included)
- LED lighting
- Brightly lighted sign panel
- Five (5) heavy-duty epoxy coated wire shelves
- Four (4) shelf clips included per shelf
- Anti-microbial door handle
- Self-contained bottom mount refrigeration system

OPTIONS & ACCESSORIES

- Black or stainless steel exterior option
- Black or stainless steel interior option
- Wine models available
- Shelves black or white
- Shelf clips
- Flow track
- Gravity track
- Price tag molding
- Electronic lock models (swing doors only)
- 3" - 6" Casters or 6" seismic/flanged legs
- Door locks
- Custom signage & decals
- Remote option* (see note on back on page)

REFRIGERATION SYSTEM

- Uses environmentally friendly, energy efficient R290, and meets all regulatory requirements for CARB, SNAP,DOE & more
- Adaptive defrost
- Epoxy coated evaporator coil
- Maintains product temperatures between 36°F and 38°F

MMR23HC HINGED GLASS DOOR: MERCHANDISER SERIES



Please verify qualifying units by visiting:
www.energystar.gov/cfs

3779 Champion Blvd., Winston-Salem, NC 27105
1-888-845-9800 Fax: 1-336-245-6453
Beverage-Air.com Sales@bevair.com



BEVERAGE-AIR

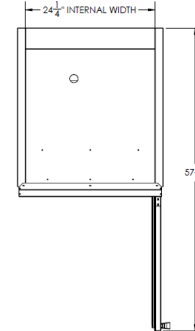
MMR Refrigerator Single Glass Door Model: MMR23HC-1-W

MODEL	MMR23HC-1-W
EXTERNAL DIMENSIONAL DATA	
Width Overall	27"
Depth Overall with Handle	33 5/8"
Height Overall	78"
Number of Doors	1
Depth With Door Open 90°	57 1/4"
Door Opening (in)	23 3/4" x 52 5/8"
INTERNAL DIMENSIONAL DATA	
NET Capacity (cubic ft.)	23.1
Internal Width Overall (in)	24 1/4"
Internal Depth Overall (in)	25 7/8"
Internal Height Overall (in)	61 5/8"
Internal Height Useable (in)	53"
Number of Shelves	5
ELECTRICAL DATA	
Full Load Amperes 115/60/1	3.0
REFRIGERATION DATA	
Horsepower	1/4
Capacity (BTU/Hr)*	1480
SHIPPING DATA	
Gross Weight - Crated	358 lbs
Height - Crated	85"
Width - Crated	30"
Depth - Crated	36"

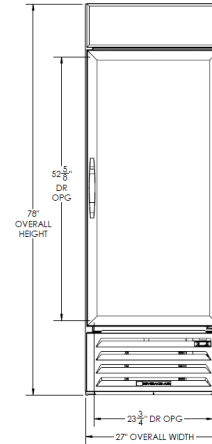
*NOTE: Remote units are field wired and come with 6" legs. Refrigerant must be specified at time of order.

Model Views

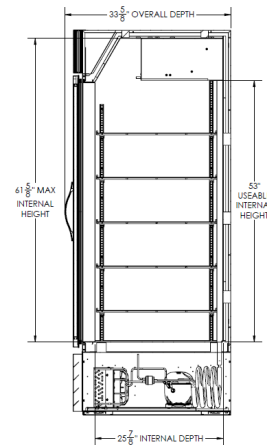
Required Clearance: Top 6", Rear 3", Sides 0"



Plan View



Elevation View



Side View

ELECTRICAL CONNECTION



115/60/1
NEMA-5-15P

Unit pre-wired at factory and include 8' long cord and plug set.



3779 Champion Blvd., Winston-Salem, NC 27105 1-888-845-9800 Fax: 1-336-245-6453 Beverage-Air.com Sales@bevair.com

an Ali Group Company



The Spirit of Excellence