

MONDO

NOHA

Since the beginning of our relationship with Italian architects Ludovica + Roberto Palomba, they have always helped us reflect on the importance of balance. Balance between designing sophisticated silhouettes with comfort and functionality as key features. We both share a deep commitment to creating friendly shapes with the highest quality materials to approach wellbeing in the most holistic way. Expanding collections within a successful collaboration that started with the Levitt range in 2007 is like adding more words to a common language. It is not only a way to continue on a path of organic success but also to explore new perspectives and visions. It's like adding new nuances and meanings to an ongoing story, making it richer and more complete.

In words of its designers, "Noha is a simple gesture, a pillow folded in the act of providing a comfortable seat, highly versatile, perfectly fitting into both workspaces and beyond. Our broadest and most ambitious range up to date, designed to create inviting and inspiring corporate environments. It is a collection aimed at bringing the pleasure of living into the office, so that this space can achieve the levels of hospitality, kindness, and refinement found in a domestic environment. Hence, a simple gesture that also becomes a technical object while maintaining softness, vision, and the sense of warmth that we find in residential settings."

Team space | Noha chair with flat swivel base and metal armrests

Noha chair



Four metal legs



Flat swivel base with upholstered armrests



Five casters base with metal armrests



Wooden base with upholstered armrests

Noha Executive chair



Four metal legs



Flat swivel base with upholstered armrests



Five casters base with metal armrests



Wooden base with upholstered armrests

Noha lounge chair



Flat swivel base



Flat swivel base with metal armrests



Flat swivel base with upholstered armrests

Noha Executive lounge chair



Flat swivel base



Flat swivel base with metal armrests

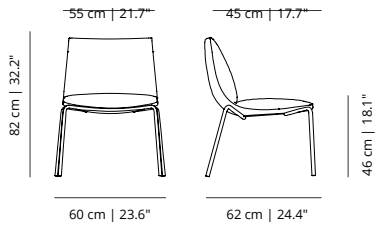


Flat swivel base with upholstered armrests

NOHA CHAIR

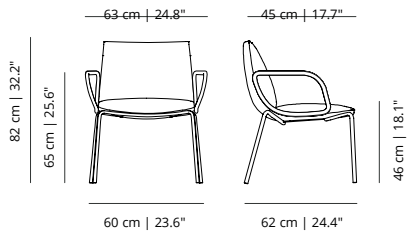
SKU:VIMOB-401-NOME

four metal legs



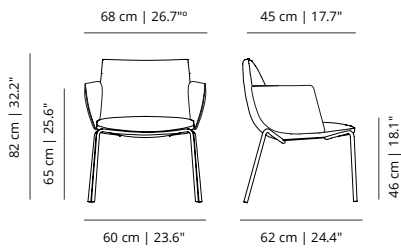
SKU:VIMOB-401-NOME + NOBRME

four metal legs with armrests



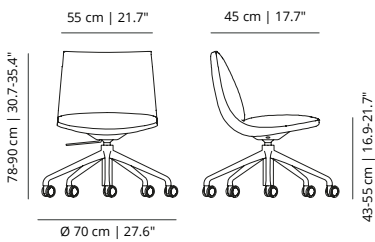
SKU:VIMOB-401-NOME + NOBRT

four metal legs with upholstered armrests



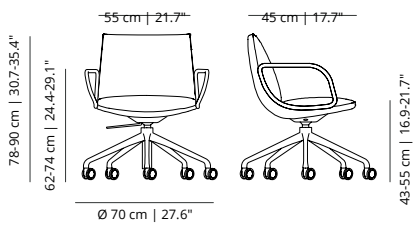
SKU:VIMOB-401-NOBR

five casters base



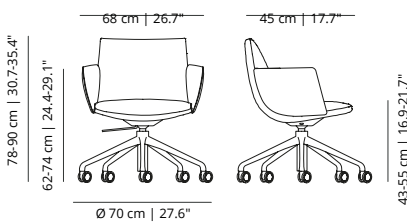
SKU:VIMOB-401-NOBR + NOBRME

five casters base with armrests



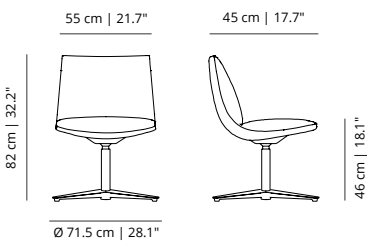
SKU:VIMOB-401-NOBR + NOBRT

five casters base with upholstered armrests



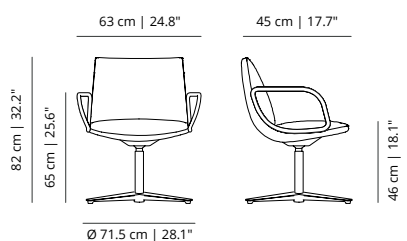
SKU:VIMOB-401-NOPLA

flat swivel base



SKU:VIMOB-401-NOPLA + NOBRME

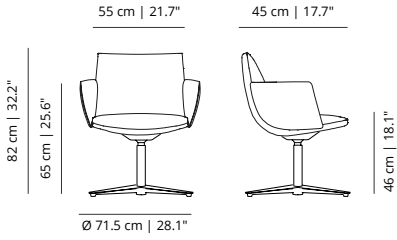
flat swivel base with armrests



NOHA CHAIR

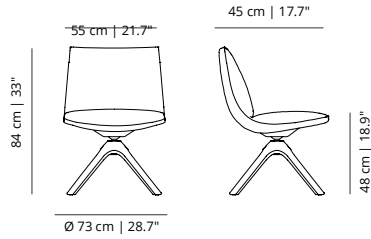
SKU:VIMOB-401-NOPLA + NOBRT

flat swivel base with upholstered armrests



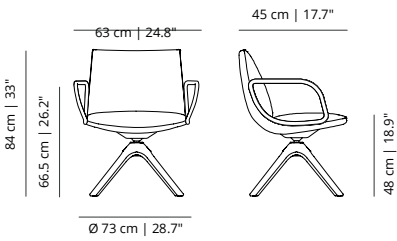
SKU:VIMOB-401-NOMA

wooden base



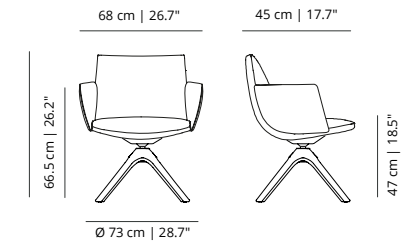
SKU:VIMOB-401-NOMA + NOBRME

wooden base with armrests



SKU:VIMOB-401-NOMA + NOBRMT

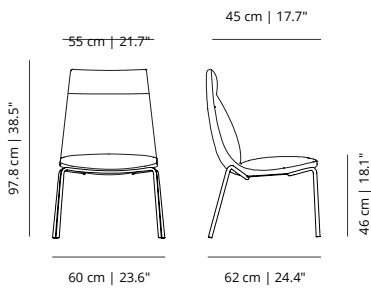
wooden base with upholstered armrests



NOHA EXECUTIVE CHAIR

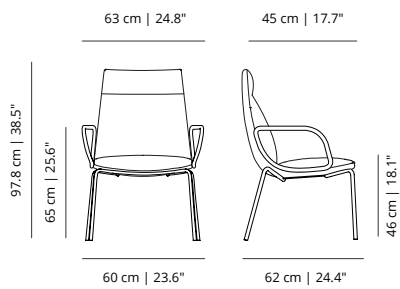
SKU:VIMOB-401-NOMEH

four metal legs



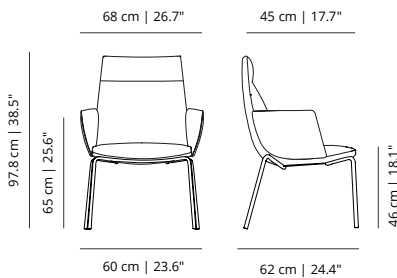
SKU:VIMOB-401-NOMEH + NOBRME

four metal legs with armrests



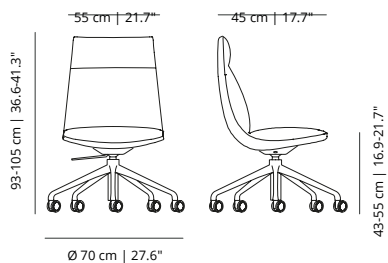
SKU:VIMOB-401-NOMEH + NOBRT

four metal legs with upholstered armrests



SKU:VIMOB-401-NOBRH

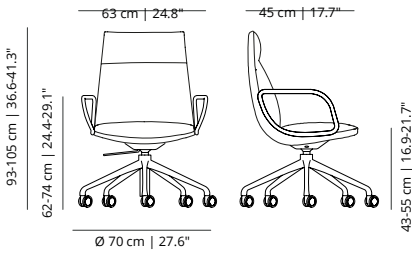
five casters base



NOHA EXECUTIVE CHAIR

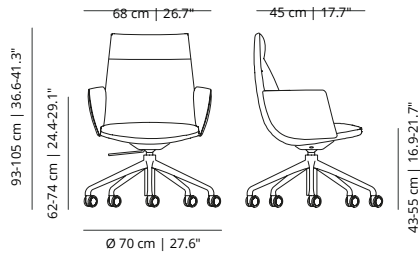
SKU:VIMOB-401-NOBRH + NOBRME

five casters base with armrests



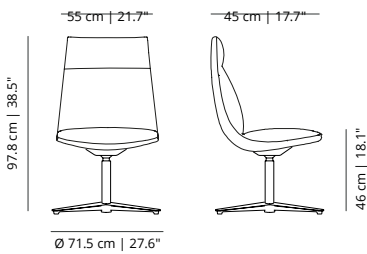
SKU:VIMOB-401-NOBRH + NOBRT

five casters base with upholstered armrests



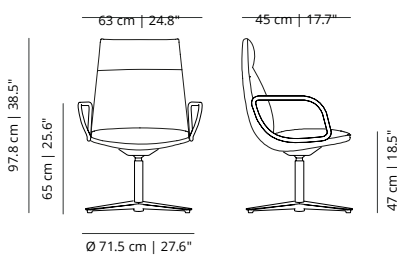
SKU:VIMOB-401-NOPLAH

flat swivel base



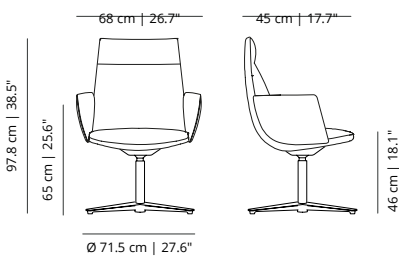
SKU:VIMOB-401-NOPLAH + NOBRME

flat swivel base with armrests



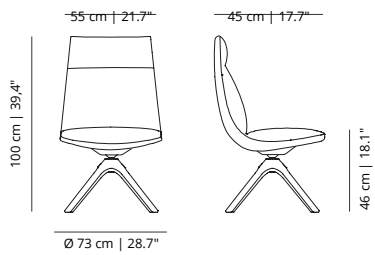
SKU:VIMOB-401-NOPLAH + NOBRT

flat swivel base with upholstered armrests



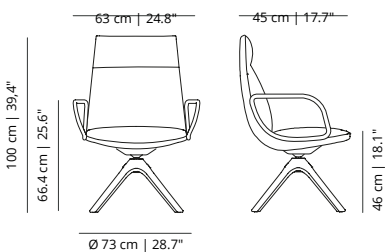
SKU:VIMOB-401-NOMAH

wooden base



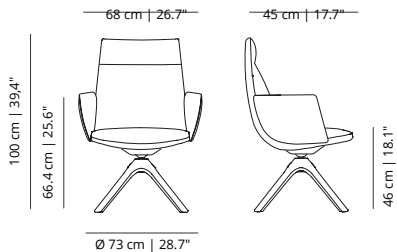
SKU:VIMOB-401-NOMAH + NOBRME

wooden base with armrests



SKU:VIMOB-401-NOMAH + NOBRT

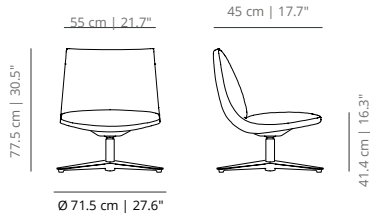
wooden base with upholstered armrests



NOHA LOUNGE CHAIR

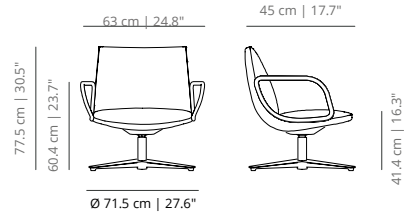
SKU:VIMOB-401-NOPUBLA

flat swivel base



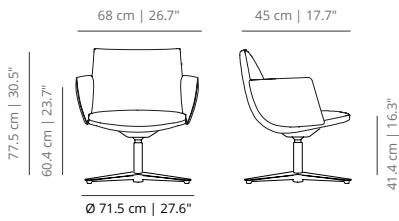
SKU:VIMOB-401-NOPUBLA + NOBUBRME

flat swivel base with metal armrests



SKU:VIMOB-401-NOPUBLA + NOBUBRT

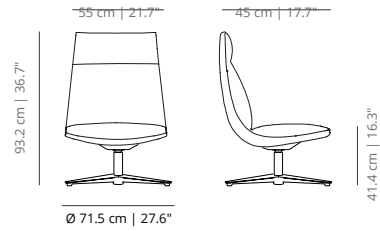
flat swivel base with upholstered armrests



NOHA EXECUTIVE LOUNGE CHAIR

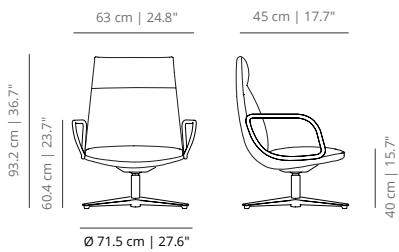
SKU:VIMOB-401-NOPUBLAH

flat swivel base



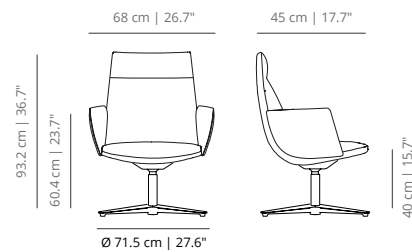
NOPUBLAH + NOBUBRME

flat swivel base with metal armrests



NOPUBLAH + NOBUBRT

flat swivel base with upholstered armrests



FINISHES

Upholstery

[Check upholstery samples.](#)

BACKREST HEIGHTS

Standard and Executive backrest – Moulded polyurethane foam seat on steel frame.



Standard backrest



Executive backrest

ARMRESTS

Metal armrests – Calibrated tubular steel armrests powder coated in black or white thermoset polyester.

Upholstered armrests – Moulded polyurethane foam armrests on steel structure.



Without armrests



Metal armrests



Upholstered armrests

STRUCTURE

Powder coated



white
RAL 9003



black
RAL 9005



taupe*
RAL 1019

Microtextured nylon**



black
RAL 9005

*Only available for four legs base and metal armrests.

**Only available for five casters base.

WOODEN SWIVEL BASE

Stained Beech Wood



bleached oak



matt oak



cognac oak



walnut oak



ash oak

PIPING COLORS



white



linen



burgundy



forest green

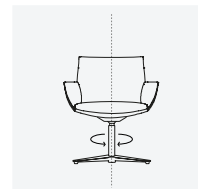


anthracite

OPTIONAL MECHANISMS



Tilting



Self-return

The tilting option is available for all the bases except the four metal legs base. The self-return option is only available for flat swivel base and wooden swivel base.

BASES

Four metal legs – Calibrated steel structure powder coated in thermoreinforced polyester in white or black. Black or white plastic glides with or without felt.

Five casters nylon base with height adjustment – Black nylon swivel base. Gas height adjustment and soft casters in black. Available with tilting mechanism (with locking as an option for this base).

Five casters aluminum base with height adjustment – White or black lacquered aluminum base with microtextured finish. Gas height adjustment and soft casters in white or black. Available with tilting mechanism (with locking as an option for this base).

Flat swivel base – White or black lacquered swivel aluminum base with microtextured finish. Black or translucent plastic glides with or without felt. Available with tilting and self-return mechanism.

Wooden swivel base – Swivel structure in stained beech wood in the finishes of the collection. Available with tilting and self-return mechanism. Available with tilting and self-return mechanism.


FINISHES

Upholstery


[Check upholstery samples.](#)

BACKREST HEIGHTS

Standard and Executive backrest – Moulded polyurethane foam seat on steel frame.



Standard backrest




Executive backrest

ARMRESTS

Metal armrests – Calibrated tubular steel armrests powder coated in black, white or taupe thermoset polyester.

Upholstered armrests – Moulded polyurethane foam armrests on steel structure.



Without armrests



Metal armrests



Upholstered armrests

STRUCTURE

Powder coated



white
RAL 9003



black
RAL 9005

PIPING COLORS



white



linen



burgundy



forest green



anthracite

OPTIONAL MECHANISMS



Tilting



Self-return

BASE

Flat swivel base – White or black lacquered swivel aluminum base with microtextured finish. Black or translucent plastic glides with or without felt. Available with tilting and self-return mechanism.