



SKU:VIMOB6-601-FUS65  
SKU:VIMOB6-601-FUS74

## Fuste H74 | H29.13"



210x160 cm | 82.67x62.99"

260x180 cm | 102.36x70.86"

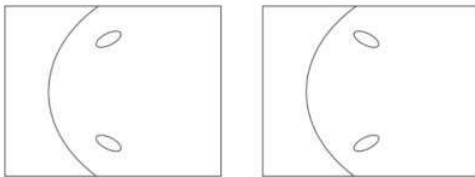
## Fuste, Lounge chair height H65 | H25.59"



210x160 cm | 82.67x62.99"

260x180 cm | 102.36x70.86"

## *Leg position*



Positan A

Positan B

*Legs can go in two positions, sitting up to 10 guests.*

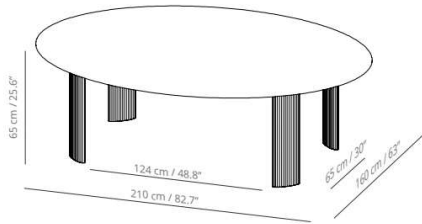
## Connectivity



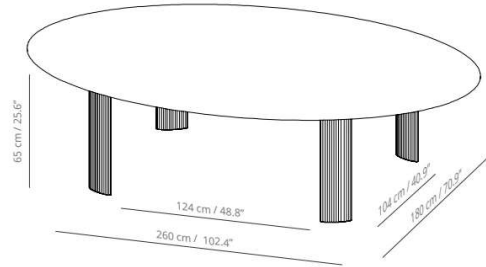
1. Hidden powerbox set
2. Powerbox
3. Patented wire management leg

HEIGHT 65 | HEIGHT 25 $\frac{1}{8}$ "

**FUS210ROH-**  
table 210x160 cm | 82.7x63"

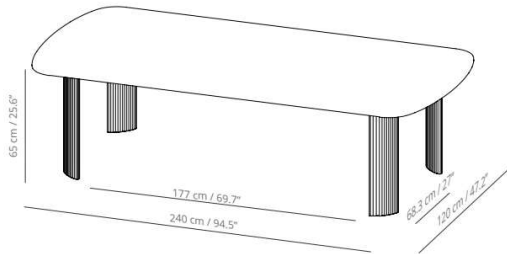


**FUS260ROH-**  
table 260x180 cm | 102.4x70.9"

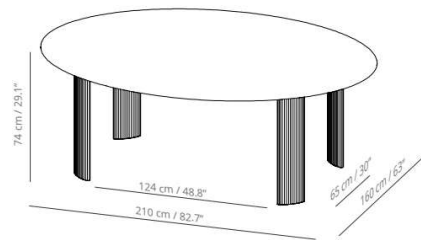


HEIGHT 74 | HEIGHT 29 $\frac{1}{8}$ "

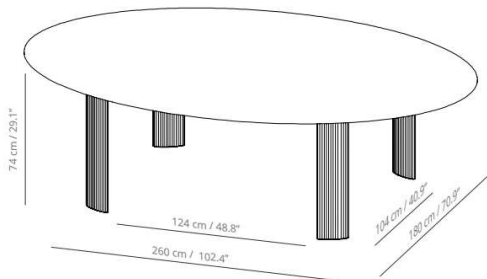
**FUS240ROH-**  
table 240x120 cm | 94.5x47.2"



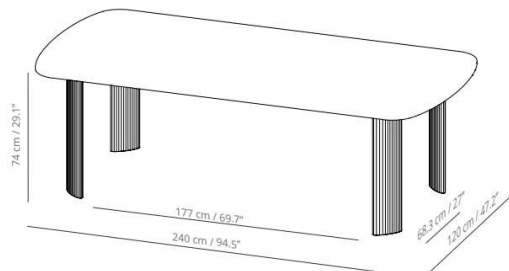
**FUS210RO-**  
table 210x160 cm | 82.7x63"




**FUS260RO-**  
table 260x180 cm | 102.4x70.9"



**FUS240RO-**  
table 240x120 cm | 94.5x47.2"




## SEATING CAPACITY



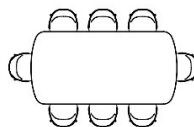
Up to 6

210x160 cm | 82.7x63"



Up to 8

260x180 cm | 102.4x70.9"



Up to 8

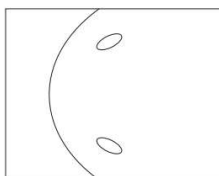
240x120 cm | 94.5x47.2"

*\*Seats calculated using Aleta chair, might differ when choosing other models*

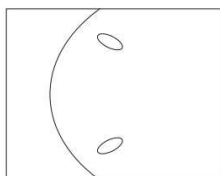
## LEG OPTIONS

### LEGS POSITIONS

Legs can go in two positions, sitting up to 10 guests.



Positon A



Positon B



#### **Stained solid wood - Wire management.**

Management leg with a registered system to conduct wires from the top of the table to the floor completely hidden. Made of solid wood, stained in the same finish as the table. The code of the leg must be noted in the order (FUSPR).



*\*Patent pending wire management system*



**Stained solid wood** - solid wood leg stained with the finishes of our collection.

## TABLETOP MATERIALS

### MDF - STAINED

30 mm MDF board with a natural oak veneer polished in the finishes of our collection.



30 mm | 11.81"



matt stained oak



bleached stained oak



cognac stained oak



ash stained oak



walnut stained oak

## ACCESSORIES & ELECTRIFICATIONS



**Hidden hatch set.** Built-in wooden hatch, with the same material and finish as the table top. Can be opened from both sides. Dimensions: 32x15 cm | 12.59"x5.90"



**Hatch with frame.** Metallic hatch access to the lower part of the table for wooden table tops. Same finish for frame and hatch, available in black, grey or white. Does not include power options. Dimensions: 32x15 cm | 12.59"x5.90"



**Hatch with frame plus.** Metallic hatch access to the lower part of the table for wooden table tops. Metal frame available in black or grey and central part in matching veneer. Does not include power options. Dimensions: 32x15 cm | 12.59"x5.90"



**Hatch with frame & powerbox.** Metallic hatch with 4 sockets or combined with built-in multimedia devices. Metal frame and hatch are available in black or grey. Dimensions: 32x15 cm | 12.59"x5.90"



**Hatch with frame plus & powerbox.** Metallic hatch with 4 sockets or combined with built-in multimedia devices. Metal frame available in black or grey and central part in matching veneer. Dimensions: 32x15 cm | 12.59"x5.90"



**Cut out.** Table top custom cut out.