

MONDO

Drina Chair

SKU: ALMOEC-401-Drina

Product type: Indoor Chair

19.25" W x 20.5" D x 32.25" H - 18.5" SH

Chair designed in sheet and tubular steel with random (or custom) number detail stamped on the backrest

MATERIALS: Painted Steel.



ACERO Y ALUMINIO / ALUMINIUM & STEEL / ALUMINIUM ET ACIER


PINTURA / PAINT / PEINT



1PL
RAL9010



3PL
RAL3000




4PL
RAL6019



5PL
RAL1019



7PL
RAL9005



8PL
RAL7024



9PL
RAL9006



10PL
RAL9006




13PL
RAL6003



15PL
RAL1015




17PL
RAL8012



18PL
RAL8014

ALUMINIO ANODIZADO / ANODIZED ALUMINIUM / ALUMINIUM ANODISÉ



Please be aware that the actual colors might vary from what you see on your screen, as monitor settings can differ.