



Chelsea se presenta como una amplia colección de confortables sillas de diseño elegante y cálido. Asiento y respaldo independientes permiten el tapizado en tejidos y colores diferentes. Sus dos modelos básicos comparten asiento, diferenciándose por sus versiones de respaldo completamente tapizado. Se combinan con diversas estructuras fijadas y giratorias, definiendo una amplia gama de modelos de sillas para uso en oficina y contract.

Chelsea is presented as a wide collection of comfortable chairs of elegant and warm design. The seat is independent from the backrest allowing for upholstery in different fabrics and colours. Its two basic models share a seat, differentiated by their completely upholstered backrest versions. They are combined with various fixed and rotating structures, defining a wide range of chair models for use in office and for a contract.

Silla / Chair

Dimensiones y peso / Dimensions and weight



700 F
W 560 mm
H 790 mm
D 570 mm
S 470 mm
8,5 kg



700 FPM
W 560 mm
H 790 mm
D 570 mm
S 470 mm
9,1 kg



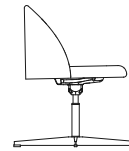
700 4 C/R
W 560 mm
H 810 mm
D 570 mm
S 470 mm
8,6 kg



700 4 C/T
W 560 mm
H 790 mm
D 570 mm
S 450 mm
8,5 kg



700 4 GT
W Ø680 mm
H 810 mm
S 470 mm
8,5 kg



700 GC
W Ø670 mm
H 710-870 mm
S 400-560 mm
9,9 kg



700 SF
W 580 mm
H 810 mm
D 540 mm
S 490 mm
8,6 kg



700 TFM
W 580 mm
H 900 mm
D 560 mm
S 700 mm
10,1 kg

Sillón / Armchair


Dimensiones y peso / Dimensions and weight




700 TF
W 580 mm
H 1120 mm
D 570 mm
S 800 mm
10,1 kg



800 FPM
W 590 mm
H 790 mm
D 570 mm
S 470 mm
10,4 kg



800 4 C/R
W 590 mm
H 810 mm
D 570 mm
S 470 mm
9,9 kg



800 4 C/T
W 590 mm
H 790 mm
D 570 mm
S 450 mm
9,9 kg



800 4 GT
W Ø680 mm
H 810 mm
S 470 mm
9,9 kg



800 GC
W Ø670 mm
H 710-870 mm
S 400-560 mm
11,2 kg



800 BC
W Ø700 mm
H 800-910 mm
S 460-570 mm
11,4 kg

W Anchura / Width; H Altura / Height; D Profundidad / Depth; S Altura hasta asiento / Height up to seat.

ASIENTO Y RESPALDO / SEAT AND BACK

Seat and backrest in two versions, soft and upholstered as independent pieces that are joined by hidden metal plates.

Seat of circular design in its back and rounded but in straight line in its front part, made on agglomerated wood of 19 mm of thickness with metallic nuts embedded, flexible foam of fireproof polyurethane of High Resilience (CMHR) with 50 mm of thickness and upholstered in any of the fabrics and skins of the furniture showcase. Seat available in two depths for chairs of the collection and for stool, keeping the same width and radius for all models.

Circular backrest that surrounds the circumference that describes the seat, available in two versions: as an armchair (800), and as a chair without arms (700). The backrest is manufactured on a postformed interior and curved in plywood with a total thickness of 19 mm, flexible fireproof polyurethane foam with a high resilience of 15 mm thick

and upholstered by means of careful perimetral seams with double stitching, showing a completely upholstered piece in its front and rear vision. It allows the combination of upholstery by allowing the back of the backrest in different fabric than the front in both models 700 and 800, also in the version of chair 700 allows the option of trim or vivid upholstered in the same color to the front, back or both.

All Chelsea upholstery is free of glue, and can incorporate any fabric or leather from the wide range of Mobboli samples or even upholstery provided by the customer.

The upholstered arms are part of the backrest piece in the Chelsea 800 model.

FIXED LEGS

Four metal legs (F) for 700 chairs, made of 16 mm diameter steel tube (tube Ø 16x2), welded on rectangular profile crosspieces. Finished in black (N) or white (B) thermosetting epoxy powder paint or in the wide range of Mobboli metallic finishes. Black nylon sliding stops on its floor support.

Four wooden legs (FPM), for 800 armchairs and 700 chairs, manufactured in the same tube Ø 16x2 mm as the F structure, sheathed with coniferous ash wood, and matt varnish in oak (RB) or dark oak (RBO) finish. Interior structure finished in black (N) as standard, or white (B) thermosetting epoxy powder paint.

Fixed with four spokes with wheels (4 C/R) or with stops (4 C/T) for 800 armchairs and 700 chairs, made of steel tube Ø 20 mm in diameter, curved and welded to a central metal piece located under the seat. Finished in black (N) or white (B) thermosetting epoxy powder paint or in the wide range of Mobboli metallic finishes.

Fixed Four curved metal legs (SF and TF): for 700 chairs and stools, made of steel tube Ø20 mm in diameter forming curved sides and horizontal crosspieces for union, with horizontal rod welded to each side. TF stool has a metal rod as a footrest. Finished in black (N) or white (B) thermosetting epoxy powder paint or in the wide range of Mobboli metallic finishes.


SWIVELS

Five-spoke base (BC), pyramidal design, for 800 armchairs. Available in polished aluminium (C) or black polyamide (N), with 65mm wheels. Rotatable and adjustable in height by means of cylinder of gas of black color. Option aluminium base painted in sample colours, with black gas column.

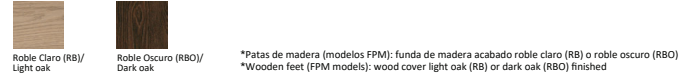
Base with four polished aluminium spokes (GC) Ø 670 mm with sliding stops, for 700 chairs and 800 armchairs. Swivel and adjustable in height by means of a chromed gas cylinder. Option base painted in sample colours, with chrome gas column.

Swivel base with four polyamide legs (4 GT), for 800 armchairs and 700 chairs, available in black (N), white (B) or grey (G) mm with sliding stops on the floor support.

METALLIC STRUCTURES FINISHES



ACABADOS MADERA FUNDA PATAS / WOODEN LEG COVERS FINISHES



TAPICERÍA / UPHOLSTERY

The Chelsea collection can be upholstered in any of the fabrics included in the sample, even in suitable tapestries provided by the customer.

Chair backrest 700: perimeter cord option in the same or different upholstery or color.
Chair backrest 700 or armchair 800: rear option in different upholstery or color.

NORMATIVAS Y CERTIFICADOS / REGULATIONS AND CERTIFICATES

Manufacturing process under UNE quality management certificate EN ISO 9001: 2015, environment UNE EN ISO 14001: 2015.

- Recyclability sheet that includes the study of minors environmental impacts of the product throughout its cycle of life.
- Certified under regulation UNE-EN 16139.
- Quality concerted AIDIMME.



GARANTIA / WARRANTY

A 5-year warranty is offered against manufacturing defects, not including damage caused by improper use or damage caused by wear or accident. Damages caused by improper maintenance or cleaning are also excluded from the warranty. Breaks and stains of upholstery are excluded from the warranty.

All the products of this collection have under the seat an identification label with a N° of quality control, necessary to apply the warranty. If they have manipulated or eliminated said label, the article loses its warranty. It must prove the date of purchase of the product with the corresponding invoice and with a photograph of the quality label number.

SKU:MOMOLI-401-700 F
 SKU:MOMOLI-401-700 4 C/T
 SKU:MOMOLI-401-700 GC
 SKU:MOMOLI-403-700 TFM
 SKU:MOMOLI-402-800 FPM
 SKU:MOMOLI-402-800 4 C/T
 SKU:MOMOLI-402-800 BC

COLECCIÓN / COLLECTION

CHELSEA 700



700 F

Silla 4 patas
Four leg chair



700 FPM

Silla 4 patas
madera
Four wood legs
chair



700 4 C/R

Silla 4 patas con
ruedas
Four legs with
castor chair



700 4 C/T

Silla 4 patas
Four leg chair



700 4 GT

Silla giratoria 4
patas
Four legs swivel
chair



700 GC

Silla giratoria 4
aspas
Four stars swivel
chair



700 4 SF

Silla 4 patas curvas
Four curved leg
chair



700 TFM

Taburete 4 patas
curvas
Four curved leg
stool



700 TF

Taburete 4 patas
curvas
Four curved leg
stool

CHELSEA 800



800 FPM

Silla 4 patas
madera
Four wood legs
chair



800 4 C/R

Silla 4 patas con
ruedas
Four legs with
castor chair



800 4 C/T

Silla 4 patas
Four leg chair



800 4 GT

Silla 4 patas con
ruedas
Four legs with
castor chair



800 GC

Silla apilable 4
patas
Four stackable leg
chair



800 BG

Silla apilable 4
patas
Four stackable leg
chair

ASIENTO Y RESPALDO/ SEAT AND BACKREST



700

Tapizado
Upholstered



800

Tapizado
Upholstered

ESTRUCTURAS/ STRUCTURES



Metálicas/ Metal

Cuatro patas metálicas
Four metal legs



Madera/ Wood

Fundas de madera
Wooden covers



Ruedas/ Castors

Cuatro patas metálicas
con ruedas
Four metal legs with
castors



Topes/ Slides

Cuatro patas metálicas
con topes
Four metal legs with
slides



Metálicas/ Metal

Cuatro patas metálicas curvas
silla y taburete
Four curved metallic legs
chair and stool



Poliamida/ Polyamide

Cuatro patas negro
Four black legs



4 radios/ 4 stars

Base pulida o pintada
Polish or painted base



5 radios/ 5 stars

Base aluminio o
poliamida con ruedas
Aluminum or polyamide
base with castors

OPCIONES/ OPTIONS



700

Vivo tapizado
Perimeter cord
upholstered



700/800

Diferenciar tapicerías: Asiento,
Respaldo y trasera
Differentiate upholstery: Seat,
Backrest and back.