

BOSS EXECUTIVE BENCH

SKU:RIMO20-402-BOSS EXECUTIVE BENCH

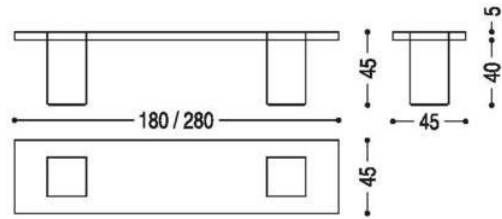


Bench made from hardwood with glued slats. Features legs that are visibly woven the seat, extracted from tree trunk sections. Also available with a wooden back. Finish: base of oil / natural wax of vegetable origin with pine extracts. Made from completely natural leather and hand-finished without the addition of any treatment. Movements, cracks and changes in the appearance of the wood are intrinsic characteristics of these items and result from the natural settlement and diverse environmental conditions.



Bench Sizes:

- 71"W x 17.75"D x 17.75"H
- 78.75"W x 17.75"D x 17.75"H
- 86.5"W x 17.75"D x 17.75"H
- 94.5"W x 17.75"D x 17.75"H
- 102.25"W x 17.75"D x 17.75"H
- 110.25"W x 17.75"D x 17.75"H




Diagrams above are shown in centimeters:

- 180W x 45D x 45H
- 200W x 45D x 45H
- 220W x 45D x 45H
- 240W x 45D x 45H
- 260W x 45D x 45H
- 280W x 45D x 45H

Finish: base of oil / natural wax of vegetable origin with pine extracts. Made from completely natural leather and hand-finished without the addition of any treatment.


WOOD AND FINISHES



WHITENED OAK WITH KNOTS WAX



OAK WITH KNOTS



WALNUT WITH KNOTS