

MONDO

Apelle S M CU CHAIR

SKU: MIMODJ-401-S1000S0

Product type: Indoor chair

20" W x 21.66" D x 31.5" H - 18.1" SH

Apelle is crafted from steel and leather of very high resistance and quality: high-end materials guarantee the necessary flexibility while meeting high production requirements.

MATERIALS: The upholstery is available in COM , Fabrics or leather.
FINISHES: Sled base in lacquered steel



Colors and Materials

Structure




White steel




Black steel




Sand steel



Brown steel



Grafite metal



Industrial steel



Fango steel



Bronze metal



Pastel yellow steel



Ocher steel



Red steel



Sage green metal



Light blue metal




Ocean blue steel




Light grey steel



Facepowder pink metal



Papaya orange steel



Ash grey metal




Golden yellow metal




Bulgaro red metal



Cherry red metal



Pine green steel



Dark green metal



Chrome

MONDO



Pink Gold



Golden champagne



Black Nickel



Matt black nickel



Golden bronze




Matt golden bronze

Coating



Hide

18 Colors



Tuscan hide

6 Colors