

Apelle P M CU Armchair

SKU: MIMODJ-401-S1000P0

Product type: Indoor armchair

23.2" W x 21.3" D x 31.5" H - 18.1" SH

Apelle is crafted from steel and leather of very high resistance and quality: high-end materials guarantee the necessary flexibility while meeting high production requirements.

MATERIALS: The upholstery is available in COM , Fabrics or leather.

FINISHES: Sled base in lacquered steel



Colors and Materials

Structure



White steel



Black steel



Sand steel



Brown steel



Grafite metal



Industrial steel



Fango steel



Bronze metal



Pastel yellow steel



Ocher steel



Red steel



Sage green metal



Light blue metal



Ocean blue steel



Light grey steel



Facepowder pink metal



Chrome




Pink Gold




Black Nickel



Golden bronze



Papaya orange steel



Ash grey metal



Golden yellow metal



Bulgaro red metal


MONDO




Cherry red metal



Pine green steel



Dark green metal



Matt golden bronze




Matt black nickel



Golden champagne

Coating



Hide

18 Colors



Tuscan hide

6 Colors