

MONDO

Apelle CL M CU Lounge Chair

SKU: MIMODJ-402-S1000L0

Product type: Indoor lounge chair

22.1" W x 55.1" D x 37" H - 13.4" SH

Apelle is crafted from steel and leather of very high resistance and quality: high-end materials guarantee the necessary flexibility while meeting high production requirements.

MATERIALS: The upholstery is available in COM , Fabrics or leather.

FINISHES: Sled base in lacquered steel



Colors and Materials

Structure



White steel



Black steel



Sand steel



Brown steel



Grafite metal



Industrial steel



Fango steel



Bronze metal



Pastel yellow steel




Ocher steel



Red steel



Sage green metal



Light blue metal



Ocean blue steel



Light grey steel



Facepowder pink metal




Chrome




Pink Gold



Golden bronze



Golden champagne



Matt golden bronze




Matt black nickel

MONDO



Hide

18 Colors



Tuscan hide

6 Colors