

# MONDO

## Apelle AT M CU Lounge

SKU: MIMODJ-402-S1000AC

Product type: Indoor lounge chair

31.1" W x 28.7" D x 32.3" H - 15.8" SH

Apelle is crafted from steel and leather of very high resistance and quality: high-end materials guarantee the necessary flexibility while meeting high production requirements.

MATERIALS: The upholstery is available in COM , Fabrics or leather.  
FINISHES: Sled base in lacquered steel



## Colors and Materials

### Structure



White steel



Black steel



Sand steel



Brown steel



Grafite metal



Industrial steel



Fango steel



Bronze metal



Pastel yellow steel




Ocher steel



Red steel



Sage green metal



Light blue metal



Ocean blue steel




Light grey steel



Facepowder pink metal



Chrome




Pink Gold




Black Nickel



Golden bronze



Papaya orange steel



Ash grey metal



Golden yellow metal



Bulgaro red metal

# MONDO



**Cherry red metal**



**Pine green steel**



**Dark green metal**



**Golden champagne**



**Matt golden bronze**




**Matt black nickel**

## Coating



**Hide**

18 Colors



**Tuscan hide**

6 Colors