





# ASSEMBLY INSTRUCTIONS


## 10-41X Series Control Valves

### Correct - Normally Open



When valve is configured correctly, "O" will be showing on tab.

### Incorrect - Normally Closed



When valve is configured incorrectly, "C" will be showing on tab.