


VL38 WALL

The fixture emits downward directed light. The angle of the shade can be adjusted to optimize light distribution. The shade is painted white on the inside to ensure a soft comfortable light.



Vilhelm Lauritzen

Vilhelm Lauritzen (1894–1984) is one of the most significant architects in the history of Denmark; he was the trail-blazing figurehead of Danish functionalism. A number of his buildings – Nørrebro Theatre (1931–32), Daells Varehus department store (1928–35), Radiohuset (1936–41) and the first airport built in Kastrup (1937–39) – represented the concentrated essence of contemporary life.



Product info

Information

Please note that the brass surfaces are untreated. This means that the surface will change over time and develop a patina. Function to set a fixed light level each time the lamp is connected to main power. LED driver integrated in wall box. Two light levels 50% or 100%. Timer function to automatically turn off the light after amount of time, selectable between off/4 hours/8 hours. Adjustable (up and down) and rotating (to the side) lamp shade. This product is fitted with an integrated energy-saving LED light source. Should you wish to replace it, please contact Louis Poulsen so we can help you purchase the correct LED Replacement Kit. Please note that LED-replacement should always be carried out by an authorised electrician.

Mounting

Cable type: Plastic cord. Cable length: 3,3m. Light control: Switch on wall box. 2 light levels. Timer function: 4 hours/8 hours. LED driver: integrated in wall box.

Finish

Brushed brass. Black or White, powder coated.

Materials

Wall box: Punched aluminium. Shade: Spun aluminium. Arm: Brushed brass.

Sizes and weights

Width x Height x Length (mm) | 135 x 190 x 290 Max 1.1 kg

Class

Ingress protection IP20. Electric shock protection II w/o ground.

Light source

LED 2700K 9.6W

Lumen: 416

Information

Please note that the brass surfaces are untreated. This means that the surface will change over time and develop a patina.

Function to set a fixed light level each time the lamp is connected to main power. LED driver integrated in wall box. Two light levels 50% or 100%. Timer function to automatically turn off the light after amount of time, selectable between off/4 hours/8 hours. Adjustable (up and down) and rotating (to the side) lamp shade. This product is fitted with an integrated energy-saving LED light source. Should you wish to replace it, please contact Louis Poulsen so we can help you purchase the correct LED Replacement Kit. Please note that LED-replacement should always be carried out by an authorised electrician.



Related products



VL38 Floor



VL38 Table

Product variants

Colour

Black

White

Light source

LED 2700K 9.6W

Design

Vilhelm Lauritzen

Weight

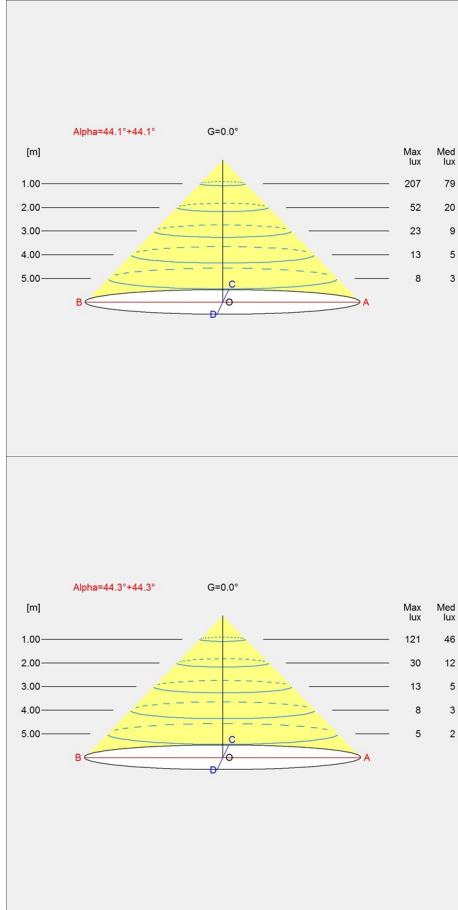
Min: 1.1 kg Max: 1.1 kg

Finish

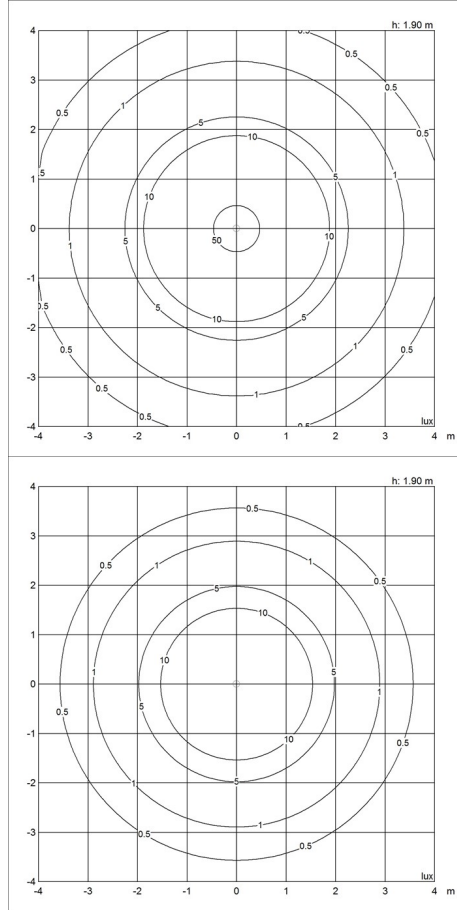
Black, White

Light distribution diagrams

Cartesian



Isolux



Polar

