

# **VERDE**

**ASSEMBLY INSTRUCTION  
COFFEE TABLE**

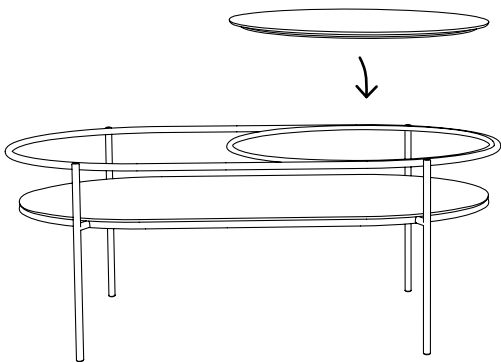
**WOUD**

**I HAVE DESIGNED THE COFFEE TABLE  
WITH A GREEN ENVIRONMENT IN MIND.  
THE SPACE BETWEEN THE LOWER AND  
UPPER TABLE TOP IS IDEAL FOR FLOWERS  
PLANTS, WHICH ALLOWS YOU TO GET  
CLOSER TO NATURE. WITH ITS SIMPLE  
EXPRESSION, GEOMETRIC SHAPES AND  
PURE FUNCTIONALITY, THE VERDE COFFEE  
TABLE WILL EASILY FIND ITS PLACE IN  
VARIOUS SETTINGS AND STYLINGS.**

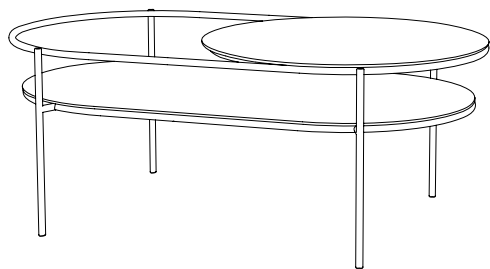
A stylized, handwritten signature in black ink. The signature is composed of several overlapping, fluid lines that form a unique, abstract representation of the name 'Rikke Frost'. The lines are thick and expressive, with some loops and sharp angles.

**RIKKE FROST**

# ASSEMBLY INSTRUCTION



**CAREFULLY PLACE THE MARBLE/TERRAZZO TABLE  
TOP IN THE CIRCULAR METAL FRAME**



**ENJOY**

DESIGNED BY  
**RIKKE FROST**

# MARBLE / TERRAZZO

## CARE INSTRUCTIONS

### MARBLE

MARBLE IS A NATURAL MATERIAL AND NO TWO MARBLE SURFACES ARE THE SAME, WHICH MEANS THAT THE DARKNESS AND STRUCTURE ON THE SURFACE CAN VARIATE. THE TABLE TOP HAS BEEN GIVEN A SURFACE TREATMENT BUT IT STILL NEEDS GOOD CARE AND MAINTENANCE.

WE ADVISE YOU TO TREAT THE MARBLE TABLE TOP WITH A MARBLE POLISH BEFORE USE. WE ADVISED YOU TO REPEAT THE TREATMENT AFTER 2-3 WEEKS OF USE AND AFTER THIS, THE TREATMENT CAN BE DONE 4-6 TIMES A YEAR DEPENDING ON WEAR AND TEAR.

FOR DAILY CARE, WIPE OFF WITH A CLEAN, MOIST CLOTH FOLLOWED BY A DRY CLOTH. DO NOT USE ANY CLEANING DETERGENTS OR OTHER CHEMICALS AS THESE CAN DISCOLOUR THE SURFACE. WIPE UP SPILLS IMMEDIATELY TO AVOID LEAVING PERMANENT MARKS. PLEASE NOTE THAT ACIDIC LIQUIDS EASILY ETCH THE SURFACE. MARBLE REACTS TO DAILY USE AND YOU SHOULD AVOID LEAVING VASES OR SHARP/HARD OBJECTS ON THE SAME SPOT FOR LONGER TIME AS THIS CAN DISCOLOUR OR LEAVE SCRATCHES. WE ADVISE YOU TO ATTACH FELT GLIDERS ON THE ITEMS YOU PLACE ON THE MARBLE TOP.

### TERRAZZO

TERRAZZO IS A NATURAL MATERIAL MADE OF MARBLE CHIPS AND CONCRETE, WHICH MAKES NO TWO SURFACES THE SAME. THUS, THE DARKNESS, STRUCTURE AND SIZE OF THE CHIPS CAN VARIATE. THE TABLE TOP HAS BEEN GIVEN A SURFACE TREATMENT BUT IT STILL NEEDS GOOD CARE AND MAINTENANCE.

WE ADVISE YOU TO TREAT THE TERRAZZO TABLE TOP WITH A STONE SEALER BEFORE USE. REPEAT THE TREATMENT WITHIN 2-3 WEEKS OF USE AND AFTER THIS, NEW TREATMENTS CAN BE CARRIED OUT 4-6 TIMES A YEAR DEPENDING ON WEAR AND TEAR.

FOR DAILY CARE, WIPE OFF WITH A CLEAN, MOIST CLOTH FOLLOWED BY A DRY CLOTH. DO NOT USE ANY CLEANING DETERGENTS OR OTHER CHEMICALS AS THESE CAN DISCOLOUR THE SURFACE. WIPE UP SPILLS IMMEDIATELY TO AVOID LEAVING PERMANENT MARKS. PLEASE NOTE THAT ACIDIC LIQUIDS EASILY ETCH THE SURFACE. TERRAZZO REACTS TO DAILY USE AND YOU SHOULD AVOID LEAVING VASES OR SHARP/HARD OBJECTS ON THE SAME SPOT FOR LONGER TIME AS THIS CAN DISCOLOUR OR LEAVE SCRATCHES. WE ADVISE YOU TO ATTACH FELT GLIDERS ON THE ITEMS YOU PLACE ON THE TERRAZZO TABLE TOP.

OVER TIME, TERRAZZO WILL PATINATE LEAVING THE COLOUR TO CHANGE LIKE OTHER NATURAL MATERIALS. DO NOT GRIND THE SURFACE WITH SANDPAPER OR THE LIKE IN THE ATTEMPT TO REMOVE MARKS. THIS CAN LEAVE IRREPARABLE DAMAGES ON THE SURFACE.

# **PAINTED SURFACES**

## **CARE INSTRUCTIONS**

### **DAILY CARE**

WIPE WITH A CLEAN CLOTH WRUNG IN WATER OR IN A SOLUTION OF WATER AND A NEUTRAL DETERGENT. REMOVE SOAP RESIDUE IMMEDIATELY USING A CLEAN, DRY CLOTH. AVOID USING SCOURING CREAM OR SCOURING PADS, AS THEY MAY SCRATCH THE SURFACE.

### **MAINTENANCE**

NO MAINTENANCE IS NEEDED AS SUCH, ONLY GOOD THOROUGH CLEANING. IF DAMAGE TO THE SURFACE OCCURS, IT MIGHT BE NECESSARY TO RE-PAINT THE SURFACE. WE RECOMMEND USING A PROFESSIONAL FOR THIS.

**VERDE**

**DIMENSIONS**

**WOUD**



1060 MM

70 MM

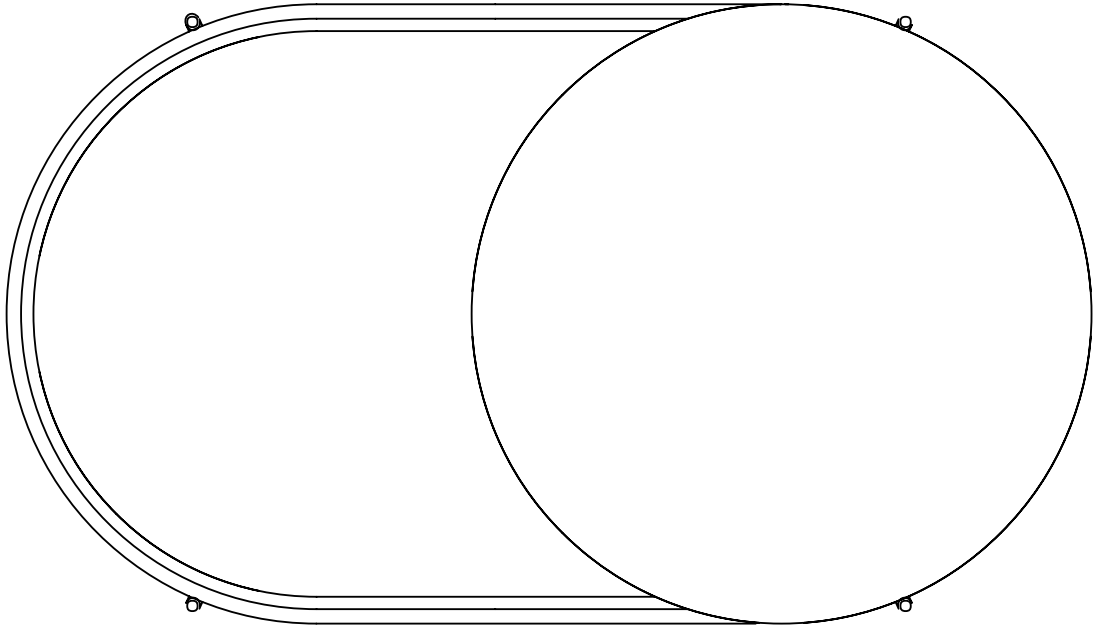
290 MM



41 MM

1000 MM

545 MM



600 MM