

PH 3/2 Pendant

The fixture is designed based on the principle of a reflective three-shade system, which directs the majority of the light downwards. The shades are made of hand blown opal three-layer glass, which is glossy on top and sandblasted matte on the underside, giving a soft and uniform light distribution.



**Restaurant
Kadeau**



American Heart Institute

Product info

Information

Electrical: System Wattage: 15W LED Wattage: 14 W Delivered lumens: 777 Efficacy: 51.8 lm/W Certifications: cULus, Dry Location Protection class IP20 Controllability: Phase dimming Actual performance dependent upon screw-base lamp used.

Mounting

Canopy: White. Cord type: 3-conductor, 18 AWG black PVC power cord. Cord length: 12'.

Finish

Black metalized or high lustre chrome plated. White opal glass.

Materials

Shades: Hand blown white opal glass. Suspension: Black metalized or high lustre chrome plated, brass.

Sizes and weight

Width x Height x Length (in.) | 11.3 x 9.5 x 11.3 Max 3.4 lbs

Compliance

cULus, Dry location.

Light source


1x15W A-19/medium



Information




Electrical:
System Wattage: 15W
LED Wattage: 14 W
Delivered lumens: 777
Efficacy: 51.8 lm/W
Certifications:
cULus, Dry Location
Protection class IP20
Controllability: Phase dimming
Actual performance dependent upon screw-base lamp used.

Product family



PH 3/2 Glass Table

Product variants

Color	Cable type	Light source	Voltage frequency
 Black metalized	BLK	1x15W A-19/medium	120V
 Brass metalized	WHT		
 High lustre chrome plated			

Product description

PH 3/2 pendant is one of the iconic fixtures recognized throughout the world. It is a small-scale pendant of gently sloped glass shades with a lustrous metal socket housing on top. The iconic design is based on the principle of a reflective three-shade system, which directs the majority of the light downwards. The shades are made of handblown, opal white, three-layer glass, which is glossy on top and sandblasted matte on the underside, giving a soft and uniform light distribution. The socket housing is available in three finishes of chrome, metalized black, and metalized brass. Part of a family including indoor and outdoor products.

Mounting

Mounts onto a 4 inch octagonal outlet box. Canopy: White for all pendants, flat cone profile, 5.3 IN diameter x 1 IN tall. Cord type: 3-conductor, 18 AWG fabric-covered power cord. Brass pendant has white cord, chrome and black pendants have black cord. Cord length: 12 feet.

Light description

Light distribution is mostly downward with the glass shades casting a soft glow horizontally and upwards. The curvature of the shades and their positions limit the direct view of the lamp to reducing glare. Provided with a medium base socket for the customer to provide their desired lamp.

Design

Poul Henningsen

Material

Glass shades are three-layered, glossy, opal white, handblown glass 0.2 IN thick with sandblasted inner surfaces. Socket housing and stem are brass 0.05 IN thick. Socket is porcelain. Shade holder is brass or stainless steel. Canopy is spun aluminum, 0.03 IN thick. Finish is high lustre chrome plating or metalized black or brass.
Black metalized, Brass metalized, High lustre chrome plated

Weight

Min: 3.349 lbs Max: 3.358 lbs

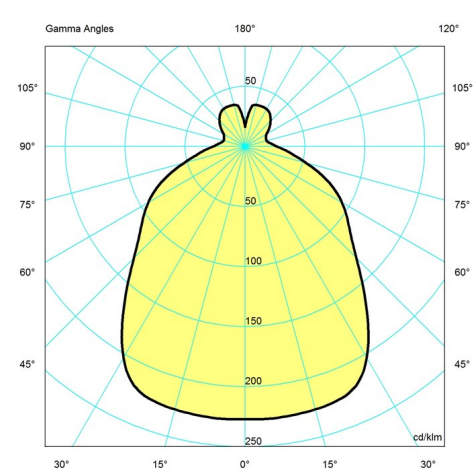
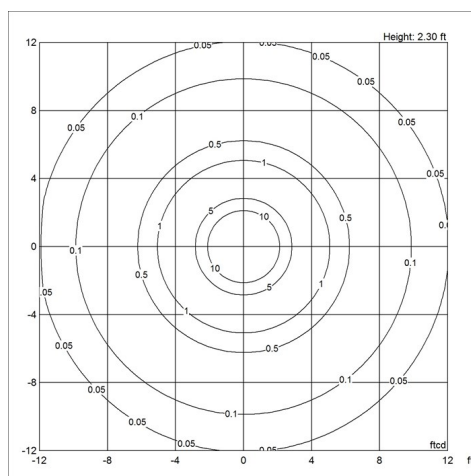
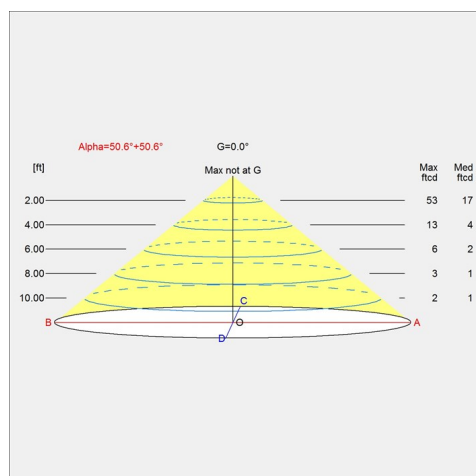
Other functions

Longer cord lengths.

Black metalized, Brass metalized, High lustre chrome plated

120V

Polar



Product	Variant number
FINGER SCREW MCP M3X11 (3PCS) LOWER	5744611158
PH 3-2, MIDDLE SHADE, GLASS	5741481598
PH 3-2, LOWER SHADE, GLASS	5741481608
PH 3-2 PENDANT, TOP SHADE, GLASS	5741085091
PH 3-2 SUSPENSION CHROME V2	5741097539
PH 3-2 SUSPENSION 75W E27 BLK PVD V2	5741097568