


Panthella Table 320

The fixture emits a glare-free, soft and comfortable illumination. The metal shade versions direct the light directly downwards and create a pleasant illumination due to the inner white painted shade and the reflection from the trumpet shaped stem. The opal acrylic version leaves a diffuse comfortable light atmosphere due to the translucent shade, the downward reflection from the inner shade and the reflection from the trumpet stem.



Product info

Information

White cord on opal and brass metallized versions. Black cord on chrome version.

Mounting

Cable type: White or black. Cable length: 8'. Switch: In-line on/off. Diffuser with bayonet lock.

Finish

White opal acrylic, High luster chrome or Brass metallized.

Materials

Shade: Injection molded white opal acrylic or deep drawn steel. Base and Housing: Cast aluminum. Diffuser : Injection molded opal pmma.

Sizes and weight

Width x Height x Length (in.) | 12.6 x 17.2 x 12.6 Max 3.3 lbs

Light source


1x10W G16.5/candelabra

Information

White cord on opal and brass metallized versions. Black cord on chrome version.



Product family




Panthella Portable



Panthella Table



Panthella Floor



Panthella MINI

Product variants

Color	Cable type	Light source	Voltage frequency
● Brass metallized	BLK	1x10W G16.5/candelabra	120V
● High lustre chrome plated	WHT		
● White opal acrylic			

Product description

The fixture emits a soft, comfortable, glare-free, light. The metal-shade versions direct the light directly downward, creating a pleasant illumination due to the inner white-painted shade and the reflection from the trumpet-shaped stem. The opal acrylic produces a diffused, comfortable light due to the translucent shade, the downward reflection from the inner shade, and the reflection from the trumpet-shaped stem.

Light description

The fixture emits a soft, comfortable, glare-free, light. The metal-shade versions shield from upward light while the opal acrylic shade provides pleasant upward illumination.

Design

Verner Panton

Material

Shade: Injection-molded acrylic or deep-drawn steel. Base and housing: Cast aluminum.

Diffuser: Injection-molded opal pmma. Cable type: White for white and brass finishes; Black for other finishes. Cable length: 8'. Switch: In-line on/off. Diffuser with bayonet lock.

Weight

Min: 3.307 lbs Max: 3.307 lbs

Other functions

White cord on white opal and metalized brass versions. Black cord on gray opal and chrome versions.

Finish

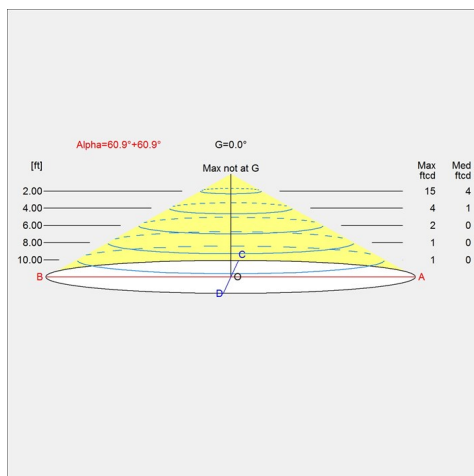
Brass metalized, High lustre chrome plated, White opal acrylic

Voltage

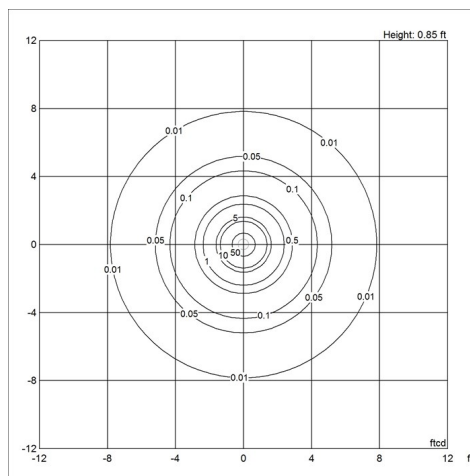
120V

Light distribution diagrams

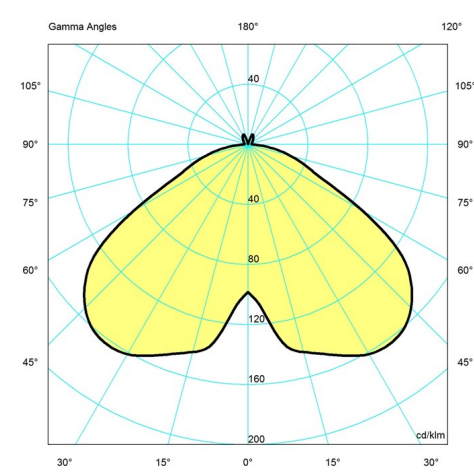
Cartesian



Isolux



Polar



Spare parts & accessories

Product	Variant number
PANTHELLA TABLE 320 DIFFUSER	5744167592
PANTHELLA TABLE 320 BAYONET BASE	5744167602
PANTHELLA TABLE 320 SHADE OPAL	5744167615
PANTHELLA TABLE 320 SHADE BRASS PVD	5744167628
PANTHELLA TABLE 320 SHADE CHROME	5744167631
PANTHELLA TABLE 320 TOP NUT CHROME	5744167644
PANTHELLA TABLE 320 TOP NUT BRASS PVD	5744167657