

TRAY SHELF

ASSEMBLY INSTRUCTION

WUOD

MY INSPIRATION FOR THE TRAY SHELF
CAME FROM THE NEED TO PLACE MY
COLLECTION OF VASES INTO A SHELF.
I JUST NEEDED MORE FLEXIBLE SPACE.
THE GAP CREATED BY MOVING THE
SHORTER TRAY IS CERTAINLY THE
UNIQUE FEATURE OF THIS SHELVING
SYSTEM. WHILE OTHER SHELVES PRESET
THE SIZE OF AN OBJECT BY ITS HEIGHT,
TRAY SHELF ALLOWS YOU TO PLACE
TALLER OBJECTS ON TWO OR EVEN
MORE LEVELS. NOT ONLY CONVENIENT
BUT ALSO HIGHLY SATISFYING FROM
AN AESTHETIC POINT OF VIEW.

A handwritten signature in black ink that reads "H. Willmann". The signature is fluid and cursive, with a large, stylized initial "H" and a long, sweeping underline.

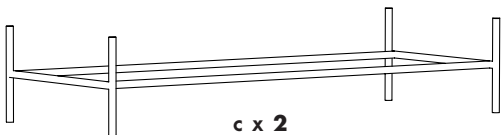
HANNE WILLMANN



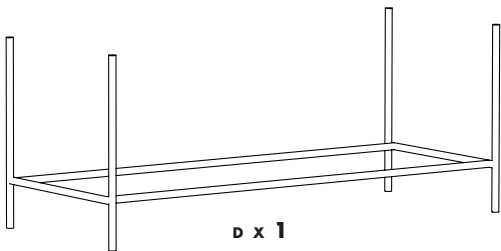
A x 1



B x 2



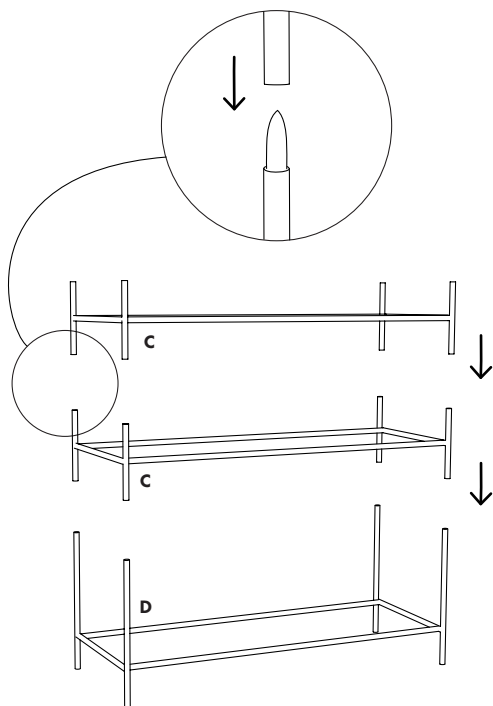
C x 2



D x 1

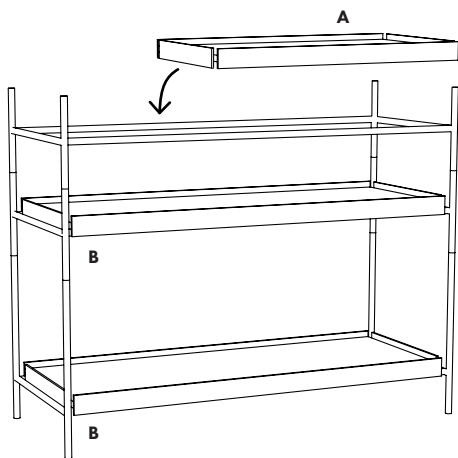
STEP 1

ASSEMBLE THE FRAME



STEP 2

PLACE THE TRAYS IN THE FRAME



DESIGNED BY
HANNE WILLMANN

GENERAL MAINTENANCE

CARE INSTRUCTIONS

BECAUSE WOOD IS A LIVING MATERIAL, IT DEMANDS CARE AND MAINTENANCE THROUGHOUT ITS LIFE SPAN. DISCOLORATION OF WOOD CAN BE POSTPONED OR AVOIDED BY PROTECTING IT AGAINST SUNLIGHT, FLUCTUATING HUMIDITY, TOO MUCH LIQUIDS AND DIRT. WOOD USED FOR FURNITURE HAS A HUMIDITY LEVEL OF 7-8%, WHICH EQUALS TO APPROX. 40% RELATIVE AIR HUMIDITY. THIS IS WHY IT IS IMPORTANT TO KEEP WOODEN FURNITURE IN AN ENVIRONMENT WHERE THE HUMIDITY DOES NOT FLUCTUATE MORE THAN 40-60%. IN THE FIRST TWO MONTHS AFTER PURCHASE, WE RECOMMEND ALL SURFACES ARE LEFT EMPTY OF VASES, BOWLS AND OTHER ITEMS AS SUNLIGHT AND HUMIDITY CHANGES CAN CREATE DISCOLORATION IN THE MATERIAL AND IT MIGHT WARP. OTHER GENERAL RULES ARE TO USE A MOIST CLOTH FOR CLEANING AND REMOVE SPILT LIQUIDS ON THE SURFACE IMMEDIATELY AND GENERALLY AVOID PLACING HOT BEVERAGES ON THE FURNITURE.

WOOD HAS TO BE ABLE TO BREATHE OR ELSE IT WILL CRACK. WE RECOMMEND THAT YOU NEVER TO COVER YOUR WOODEN FURNITURE WITH MATERIAL THAT DOES NOT BREATHE, LIKE PLASTIC OR WAX FOR MORE THAN 12 HOURS AT A TIME. ALSO, REMEMBER NOT TO KEEP YOUR WOODEN FURNITURE IN A NON-HEATED ROOM AND PROTECT IT AGAINST TOO MUCH HEAT FROM A RADIATOR, A WOOD STOVE OR THE LIKE.

TAKE GOOD CARE OF YOUR WOODEN FURNITURE AS IT DOES NOT LIKE TOO MUCH DIRECT SUNLIGHT, TOO MUCH HUMIDITY FLUCTUATION, GETTING TOO WET, TOO MUCH COLD OR TOO MUCH HEAT.

OUR WOOD PRODUCTS ARE EITHER PAINTED, SOAP, OIL OR WAX TREATED OR HAVE A MATT LACQUER COATING. DIFFERENT MAINTENANCE PROCEDURES ARE NEEDED FOR EACH OF THESE TREATMENTS TO GET THE MOST OUT OF THE FURNITURE. BY THOROUGH PROCESSING AND TREATMENT OF THE MATERIALS USED, WE HAVE MADE SURE THAT IT IS EASY FOR YOU TO MAINTAIN THE QUALITY AND COLOUR OF YOUR FURNITURE BY FOLLOWING OUR DIFFERENT GUIDELINES.

WOUD

TRAY SHELF

DIMENSIONS

WOUD

