

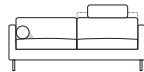


Model Lift · Design by Jens Juul Eilersen

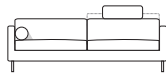
Arm height: 23 ½" · Arm width: 3 ½" · Total depth (frame): 35 ½" · Seat depth: 22" · Seat height: 17" · Total height (frame): 27 ½" / 32 ¾"



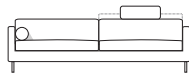
Easy Chair
31 ½" x 35 ½"



Sofa
70 ¾" x 35 ½"



Sofa
82 ¾" x 35 ½"



Sofa
94 ½" x 35 ½"



Footstool
23 ½" x 23 ½"



Footstool
23 ½" x 39 ¼"

Scale 1:100
All overall dimensions correspond to frame sizes.
The drawings are not a detailed expression of how the final furniture appears.



Model Lift · Design by Jens Juul Eilersen

Arm height: 23 ½" · Arm width: 3 ½" · Total depth (frame): 35 ½" · Seat depth: 22" · Seat height: 17" · Total height (frame): 27 ½" / 32 ¾"



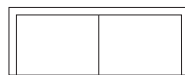
Easy Chair
31 ½" x 35 ½"



Sofa
70 ¾" x 35 ½"



Sofa
82 ¾" x 35 ½"



Sofa
94 ½" x 35 ½"



Footstool
23 ½" x 23 ½"



Footstool
23 ½" x 39 ¼"

Scale 1:100
All overall dimensions correspond to frame sizes.
The drawings are not a detailed expression of how the final furniture appears.



Model Lift · Design by Jens Juul Eilersen

Calling the Lift a traditional box sofa sounds like something of an insult. But it is meant to be quite the opposite. Clean lines and quality. No frills or conspicuous characteristics. Lift is a classic sofa that keeps up with the times year after year.

Lift has its name from the built-in lifting mechanism. Each back rest can be individually raised by 13 cm if you want neck support. In one easy movement the back rest glides back to the starting position. The seat cushions are available in two variations, a foam core wrapped in pre compressed fibrefill, which gives a very dimensionally stable seat with solid support, or our down-top seat cushion, consisting of a foam core, wrapped in down and small duck feathers, which gives a softer sensation and look.

Solid-wood frame with Nozag-spring seat-base, covered with polyurethane foam in a 200 g pre-compressed, fibre-fill wrap.

Seat cushion filling is a down-top cushion consisting of a highly elastic polyurethane foam core with a wrap of 100% down and small duck feathers sewn into a ribbed, featherproof cambric casing. As an alternative a highly elastic polyurethane foam core with a 600 g pre-compressed, fibre-fill wrap.

Back cushion and arm/neck-roll filling is 100% down and small duck feathers sewn into a ribbed, featherproof cambric casing.

To retain the feather cushion's appearance and shape, regular fluffing-up and airing are recommended.

Lift is available with fabric or leather upholstery.

As for fabric upholstery: Standard delivery has fixed-frame upholstery, and alternatively it is available with removable cover on the frame with a calico cover underneath.

As for leather upholstery: Standard delivery is with fixed-frame upholstery.

All cushion covers have zip-closing.

Standard delivery has 155 x Ø22 mm, slanted-legs in brushed stainless steel (corner positioned). Alternatively Ø32 mm legs in brushed stainless steel (corner positioned) or Ø50 mm retracted cylindrical legs in brushed stainless steel. Or 155 x 40 x 20 mm, slanted-legs in brushed stainless steel, (corner positioned). Available in black lacquered (RAL 9004), mat legs in stainless steel.

The factory provides a 5 year guarantee, to cover frame, springs and cushion filling. No guarantee is provided for fabric and leather upholstery. Please see special information on selection of fabric and leather on www.eilersen.eu.

All overall dimensions correspond to frame sizes.