

PERMANENT COLLECTION



FRAMA



About Frama	6-7
About this print	8-9
Product overview	84-135

Since the launch of the first collection in 2011, Frama has embraced an organic and collaborative approach to design; an approach that is equally inspired by the old and the new, by digital technologies and analogue traditions. Frama's naturalistic, hands-on approach to design and production has allowed the brand to create a unified aesthetic across a growing range of product collections, including: furniture, lighting, home objects, apothecary, literature, and kitchens.

Based in Copenhagen's Nyboder neighborhood, Frama's headquarters is an ever-evolving showroom space housed in the historic St. Paul's Apotek (established in 1878). Each year, the Frama Studio Store hosts a full calendar of open events, collaborative gatherings, as well as art and design installations.

FRAMA

*“There is nothing more beautiful
and mysterious than simplicity”*

ANDREI TARKOVSKY


This print is a glimpse into our universe where surfaces, tactility, materials, patina, structures, forms, shapes and lines are being explored and the outcome is the culture of Frama. These things are introduced to the world with the pure intention of Permanency - to become 'future vintage'.

Frama is a multi-disciplinary design studio with a collection of lifestyle objects that inspire the senses and encourage mindful living. With an emphasis on natural materials, simple geometries, and uncompromising quality, Frama's work connects the imaginative with the practical, resulting in a uniquely warm and honest aesthetic.





Lifestyle objects that inspire the senses and encourage mindful living





Frama aspires to maintain a selection of pieces created by various designers, craftsmen and architects









With an emphasis on simplicity, tactility,
and the celebration of natural materials






An approach that is equally inspired by the old and the new, by digital technologies and analogue traditions








A unified aesthetic across a diverse range of collections









Frama ethos; Emphasising the importance of quality craftsmanship and the beauty of natural materials and simple geometries













Conceived as a functional objet d'art













Timeless, site-specific spatial experiences that merge the classic with the contemporary








Guided by a desire to create practical objects
with a sense of meaning and permanence







A collection of carefully crafted, functional objects for everyday life









ESSENTIALS

The Permanent Essentials Collection carries a range of essential pieces that we define as our most utilitarian pieces. The characteristics for this series are to suit essential usages and easily adapt to everyday living situations. The products have a democratic feel and essence to them, that in their practicality and usefulness makes for a high level of agility in different environments. *Study more at framacph.com*



ADAM STOOL


Design: Toke Lauridsen

Category: Stool

Materials: Oiled oak/natural leather and powder coated steel/raw steel

Combinations: Oak/Grey, Oak/Black, Oak/White, Oak/Sand, Natural Leather/Black, Natural Leather/White, Natural Leather/Raw Steel, Natural Leather/Sand and Anthracite Leather/Black

Dimensions: H50/65/76 W35 D25



ADAM R031 ROUND


Design: Toke Lauridsen

Category: Stool

Materials: Oiled oak/natural leather and powder coated steel/raw steel

Combinations: Oak/Black, Oak/White, Natural Leather/Black, Natural Leather/White, Natural Leather/Raw Steel and Anthracite Leather/Black

Dimensions: H50 W29,5 D27,5 Ø31, H65 W32 D30 Ø31 and H76 W34 D32 Ø31



ADAM COUNTER/BAR CHAIR


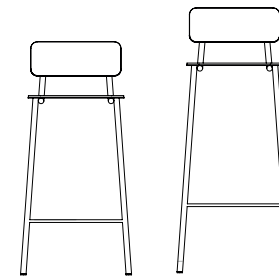
Design: Toke Lauridsen

Category: Stool

Materials: Oiled oak and powder coated steel

Combination: Oak/Black

Dimensions: H82 (H65 Seat) W42 D30 and H92,5 (H76 Seat) W44 D31



ADAM STOOL MONO

Design: Toke Lauridsen


Category: Stool

Materials: Powder coated steel

Finishes: Black, white and grey

Dimensions: H50/65/76 W35 D25

Note: Suitable for outdoor use





ADAM CHAIR

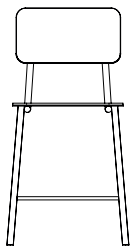
Design: Toke Lauridsen

Category: Chair

Materials: Oiled oak and powder coated steel

Combination: Oak/Black

Dimensions: H75 (H45 Seat) W42 D37



ADAM BENCH

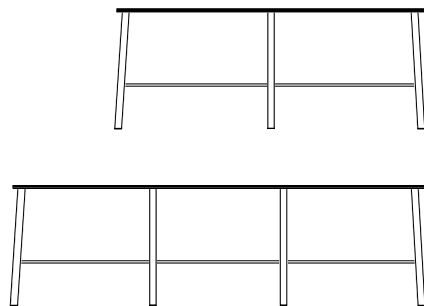
Design: Toke Lauridsen

Category: Bench

Materials: Oiled oak and powder coated steel

Combination: Oak/Black

Dimensions: L120/160 W35 D25



ADAM BENCH MONO

Design: Toke Lauridsen


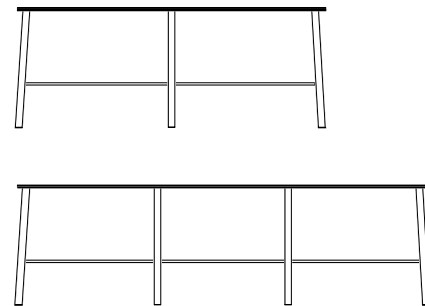
Category: Bench

Materials: Powder coated steel

Finishes: Black, white and grey

Dimensions: L120/160 W35 D25

Note: Suitable for outdoor use



AML STOOL

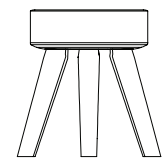
Design: Andreas Martin-Löf

Category: Stool

Material: Pine wood

Variations: Light oiled and dark oiled

Dimensions: H31 W30





CHAIR 01

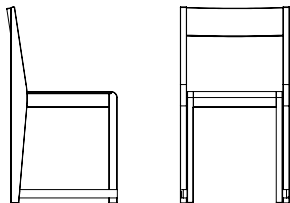
Design: Frama Studio

Category: Chair

Materials: Solid birch frame and 1.5 mm *grade A* plywood seat or vegetable tanned leather seat

Combinations: Natural Oiled/Natural Oiled, Natural Oiled/Natural Leather, Ash Black Stained/Ash Black Stained, Ash Black Stained/Ash Black Leather and Oiled Birch/Oiled Birch

Dimensions: H80,9 (H46 Seat) W45,1 D44



STOOL 01

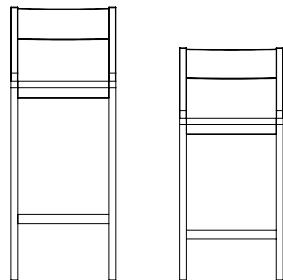
Design: Frama Studio

Category: Stool

Materials: Solid birch frame and 1.5 mm *grade A* plywood seat or vegetable tanned leather seat

Combinations: Natural Oiled/Natural Oiled, Natural Oiled/Natural Leather, Ash Black Stained/Ash Black Stained, Ash Black Stained/Ash Black Leather and Oiled Birch/Oiled Birch

Dimensions: H104,5 (H65/H76 Seat) W45,1 D44



BAR- AND LOW STOOL 01

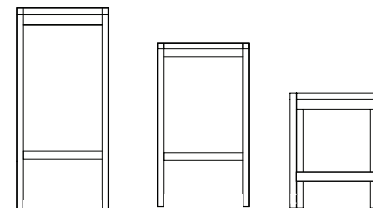
Design: Frama Studio

Category: Stool

Materials: Oiled oak, diamond cut mirror and brass fasteners

Combinations: Natural Oiled/Natural Oiled, Natural Oiled/Natural Leather, Ash Black Stained/Ash Black Stained, Ash Black Stained/Ash Black Leather and Oiled Birch/Oiled Birch

Dimensions: H46/65/76 W37/39 L38/40



BENCH 01

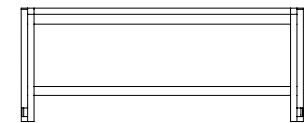
Design: Frama Studio

Category: Bench

Materials: Oiled oak, diamond cut mirror and brass fasteners

Combination: Natural Oiled/Natural Oiled, Natural Oiled/Natural Leather, Ash Black Stained/Ash Black Stained, Ash Black Stained/Ash Black Leather and Oiled Birch/Oiled Birch

Dimensions: H46 W37 L114.6





ARMREST CHAIR 01

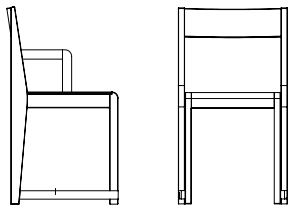
Design: Frama Studio

Category: Chair

Materials: Solid birch frame and 1.5 mm *grade A* plywood seat or vegetable tanned leather seat

Combinations: Natural Oiled/Natural Oiled, Natural Oiled/Natural Leather, Ash Black Stained/Ash Black Stained, Ash Black Stained/Ash Black Leather and Oiled Birch/Oiled Birch

Dimensions: H80,9 (H46 Seat) W44 D45



EASY CHAIR 01

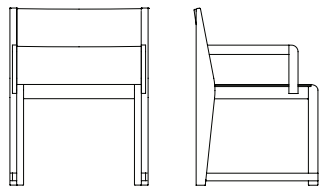
Design: Frama Studio

Category: Easy chair

Materials: Solid birch frame and 1.5 mm *grade A* plywood seat or vegetable tanned leather seat

Combinations: Natural Oiled/Natural Oiled, Natural Oiled/Natural Leather, Ash Black Stained/Ash Black Stained, Ash Black Stained/Ash Black Leather and Oiled Birch/Oiled Birch

Dimensions: (H38 Seat) W50 D46.7



CIRCLE MIRROR | CM-1

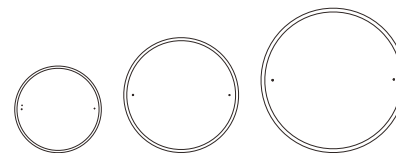
Design: Frama Studio

Category: Mirror

Materials: Oiled oak, diamond cut mirror and brass fasteners

Combination: Oak/Brass

Dimensions: Ø45/60/75 D2.3



RECTANGULAR MIRROR | RM-1

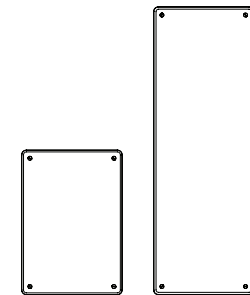
Design: Frama Studio

Category: Mirror

Materials: Oiled oak, diamond cut mirror and brass fasteners

Combination: Oak/Brass

Dimensions: H58/118 W40 D2.3





SHELF

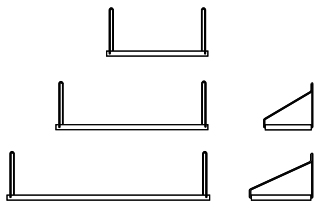
Design: Frama Studio

Category: Shelf

Materials: Black, brass or stainless steel brackets and natural-, white oiled or dark stained oak.

Combinations: All combinations within the dimensions and materials are available

Dimensions: H1.6 W40 D20/27, H1.6 W60 D20/27 and H1.6 W80 D20/27



SHELF LIBRARY

Design: Kim Richardt


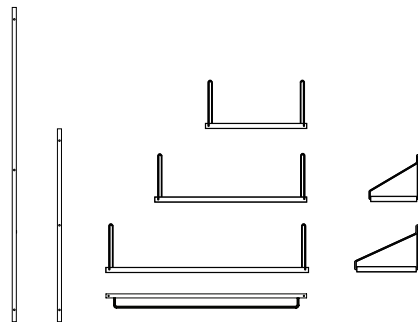
Category: Shelf System

Materials: Stainless steel brackets and and natural-, white oiled or dark stained oak

Combinations: Stainless Steel/Natural Oiled, Stainless Steel/White Oiled or Stainless Steel/Dark Stained

Dimensions: H114.8/185.2, W40/60/80, D20/27

Note: Available as both standard and customized configurations, with the possibility to add a desk or hanger



SHELF LIBRARY | CABINET ADD-ON

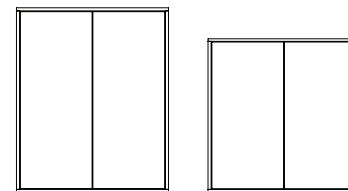
Design: Kim Richardt

Category: Shelf System / Storage

Materials: Natural-, white oiled or dark stained oak

Dimensions: H68/97 D27 L80

Note: Available as both standard and customized configurations, with the possibility to add a desk or hanger



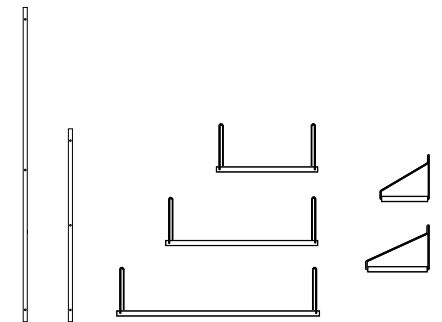
SHELF LIBRARY | STEEL

Design: Kim Richardt

Category: Shelf System

Material: Steel

Dimensions: H114.8/185.2, W40/60/80, D20/27





RIVET BOX


Design: Jonas Trampedach

Category: Table

Material: Natural untreated aluminium

Dimensions: H48 W32.8 D32.8

Note: Small variations may occur as a result of the craftsmanship



RIVET SIDE TABLE

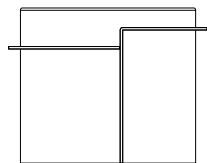
Design: Jonas Trampedach

Category: Table

Material: Natural untreated aluminium

Dimensions: Ø51.3 H40

Note: Small variations may occur as a result of the craftsmanship



RIVET CASE


Design: Jonas Trampedach

Category: Storage | Display

Material: Natural untreated aluminium

Dimensions: H48.1 L98.3 D33.8

Note: Small variations may occur as a result of the craftsmanship



RIVET TYPECASE

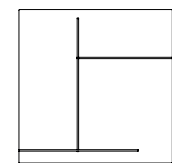
Design: Jonas Trampedach

Category: Shelf

Material: Natural untreated aluminium

Dimensions: H44.6 W44.6 D16.1

Note: Small variations may occur as a result of the craftsmanship





RIVET SHELF

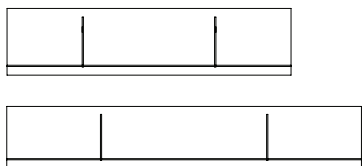
Design: Jonas Trampedach

Category: Shelf

Material: Natural untreated aluminium

Dimensions: L87.6/119 H20.6 D24.4

Note: Small variations may occur as a result of the craftsmanship



KR-180 | DAYBED

Design: Kim Richardt



Category: Daybed

Materials: Oiled or dark stained oak frame and natural linen

Combination: Natural Oiled/Natural Linen

Dimensions: H36.7 L180 W70

Note: Available in all FRAMA fabrics



F56 | TRESTLES


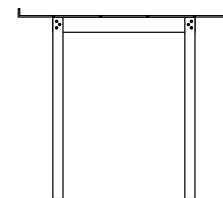
Design: Frama Studio

Category: Trestles

Materials: Blackened- or stainless steel legs and top brackets and solid oak center

Combinations: Blackened Steel/Oak and Stainless Steel/Oak

Dimensions: H71 D5 W80 cm (bracket)



TRESTLE TABLE

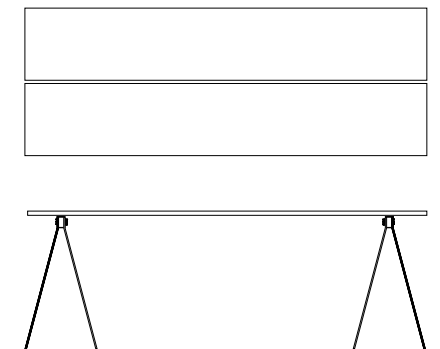
Design: Frama Studio

Category: Table

Materials: Blackened- or stainless steel legs and top brackets and solid oak center and planks

Combinations: Blackened Steel/Oak and Stainless Steel/Oak

Dimensions: H74 W80 L220





FARMHOUSE TRESTLES

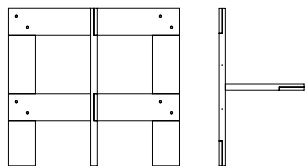
Design: Frama Studio

Category: Trestles

Material: Oak with knots

Dimensions: H70 W76 D41

Note: Suitable with any surface tops.
May be ordered together with our standard table tops: *Rectangular or Round*



FARMHOUSE TABLE | ROUND

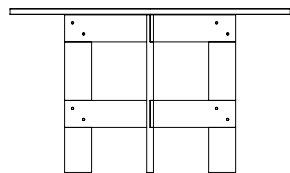
Design: Frama Studio

Category: Table

Material: Oak with knots

Dimensions: Trestles - H70 W76 D41
Top - Ø120/140

Note: The trestles may support different table tops beside the one included



FARMHOUSE TABLE | POND

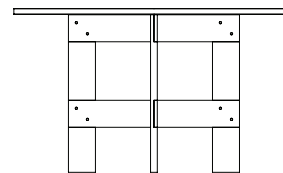
Design: Frama Studio

Category: Table

Materials: Oak with knots

Dimensions: H74 W117 L140.5

Note: The trestles may support different table tops beside the one included



FARMHOUSE TABLE | RECTANGULAR

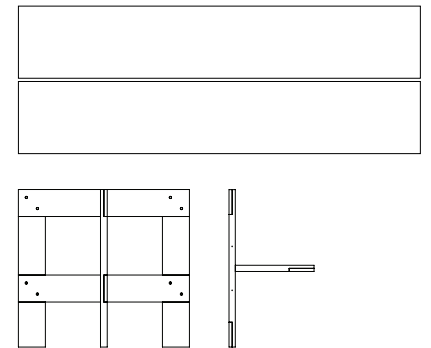
Design: Frama Studio

Category: Table

Materials: Oak with knots

Dimensions: H73 W80 L220

Note: The trestles may support different table tops beside the one included






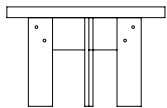
FARMHOUSE COFFEE TABLE | POND

Design: Frama Studio

Category: Coffee Table

Material: Oak with knots

Dimensions: H33 W510 D58.8



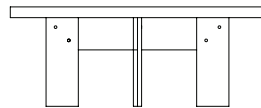
FARMHOUSE SIDE TABLE | POND

Design: Frama Studio

Category: Side Table

Material: Oak with knots

Dimensions: H33 W93.6 D87



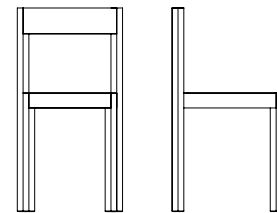
45 CHAIR

Design: Frederik Gustav

Category: Chair

Materials: Oiled Ash

Dimensions: H78.8 W41 D42.8



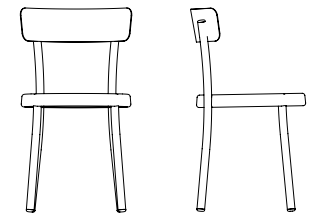
TASCA CHAIR


Design: Pedro Sottomayor

Category: Chair

Materials: Untreated aluminium

Dimensions: H78.8 D45 W38.7





F-CABINET

Design: Morten Emil Engel

Category: Storage

Material: Sanded aluminium

Dimensions: H34/62.2 W34 D30

SIGNATURE

As a general core, Frama focuses on functional and practical pieces that aim to have a subtle presence with longevity in mind. Besides being utilitarian objects, our Signature Pieces have an extra sophisticated appearance that defines them Signature. It could be that the manufacturing process is more challenging, demands more special knowledge or craftsmanship. The dynamic of the two collections is pursued to be a cohesive experience whereby the different characteristics balance each other out if placed within the same space. Its Frama's philosophy that juxtapositions create balance and with the two directions we navigate through the universe of simplicity. *Study more at framacph.com*



SINTRA TABLE

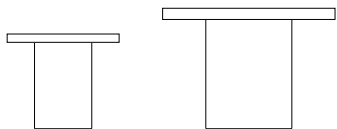
Design: Nicholai Wiig-Hansen

Category: Side-/coffee table

Materials: Solid marble and natural cork

Variations: White Marble/Cork, Black Marble/Cork, White Marble/White Marble and Black Marble/Black Marble

Dimensions: H33/42 Ø39/60



SINTRA DINING

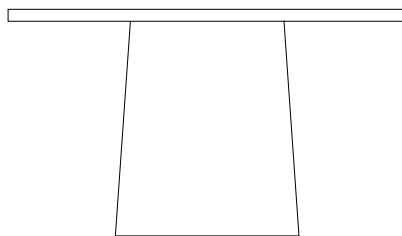
Design: Nicholai Wiig-Hansen

Category: Dining table

Materials: Solid marble and natural cork

Variations: Black Marble/Cork, White Marble/Cork, Yellow Limestone/Cork and Red Limestone/Cork

Dimensions: H77 Ø135



SUTOA

Design: Keiji Ashizawa

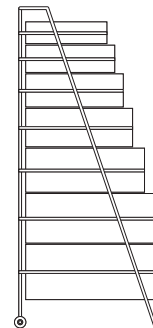
Category: Storage

Materials: Steel frame, solid oak or walnut

Variations: Solid Oak and Walnut

Dimensions: H116.5 W67 D53

Note: Easily movable with handles and wheels. Each box fit within each other



9.5° CHAIR

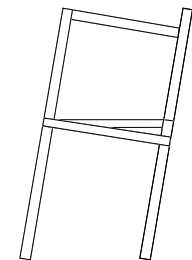
Design: Rasmus B. Fex

Category: Chair

Materials: Black lackered- or raw ash wood

Variations: Black and Natural

Dimensions: H79.5 W54 D40





TRIANGOLO CHAIR

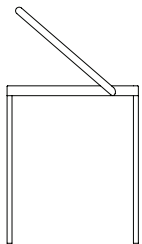
Design: Per Holland Bastrup

Category: Chair

Materials: Untreated stainless steel or blackened steel

Variations: Stainless Steel and Blackened Steel

Dimensions: H73 W48 D40



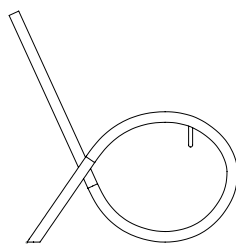
RICHARDT CHAIR | RC1

Design: Kim Richardt

Category: Easy Chair

Materials: Brushed stainless steel tube and 630g natural canvas

Dimensions: H70 (H39.5 Seat) W61 D58



SKETCH 021 CHAIR



Design: Elding Oscarson Architects

Category: Chair

Materials: Powder coated steel frame and textured Belgian linen fabrics or natural leather

Variations: Grey/Canvas, Black/Canvas and Grey/Natural leather

Dimensions: H76 (H44.7 Seat) W52.5 D43.5



SKETCH 021 STOOL

Design: Elding Oscarson Architects


Category: Stool

Materials: Powder coated steel frame and textured Belgian linen fabrics

Variations: Grey/Canvas and Black/Canvas

Dimensions: H50.5/65.5/76.5 W40.8/43.4/45.3 D32.4

Note: H76 available with backrest





ATELIER COUCH


Design: Frama Studio

Category: Couch

Materials: Spruce in natural light- or terracotta finish with natural linen cushions

Variations: Natural Light/Beige Grey, Natural Light/Éire Wool, Terracotta/Beige Grey and Terracotta/Éire Wool

Dimensions: H88 (H45.5 seat) W135 D58



ATELIER CHAIR

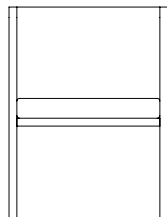
Design: Frama Studio

Category: Easy Chair

Materials: Spruce in natural light- or terracotta finish with natural linen cushions

Variations: Natural Light/Beige Grey, Natural Light/Éire Wool, Terracotta/Beige Grey and Terracotta/Éire Wool

Dimensions: H80 (H45.5 seat) W60 D58



ATELIER SHELF

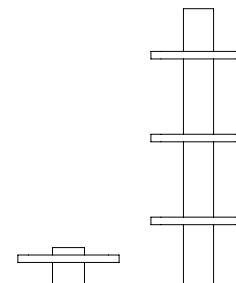
Design: Frama Studio

Category: Shelf

Materials: Spruce in natural light- or terracotta finish

Variations: Natural Light Solo, Natural Light Trio, Terracotta Solo and Terracotta Trio

Dimensions: H15/110 W38 D24



T-TABLE

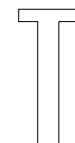
Design: Frama Studio

Category: Side Table/Object

Materials: Terrazzo stone exposed and non-exposed

Dimensions: H54.4 W30 D35

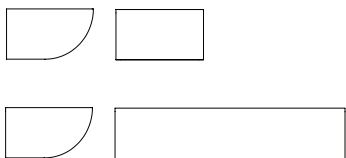
Note: Available in bespoke terrazzo






STRANDBOULEVARD FORM

Design: Frama Studio
Category: Side-/Coffee Table
Material: Solid Douglas Fir
Dimensions: H22 L50/100 D39.2



STUDIO TABLE

Design: Christian Bjørn
Category: Dining Table
Materials: Glass blasted stainless steel frame and white pigmented Douglas Fir veneer table top with solid edges
Dimensions: H73.8 L200 W85




64 PLINTH

Design: Frama Studio
Category: Bench and Stool
Materials: Steel frame and Travertine or pink Negrais top
Combinations: Weathered steel/Travertine and Stainless steel/pink Negrais
Dimensions: H42 D40.8 L34



64 BENCH

Design: Frama Studio
Category: Bench and Stool
Materials: Steel frame and Travertine or pink Negrais top
Combinations: Weathered steel/Travertine and Stainless steel/pink Negrais
Dimensions: H42 D40.8 L120





FRAME ROOM DIVIDER | ONE PANEL


Design: Frama Studio

Category: Room Divider

Material: Oiled oak and natural canvas

Dimensions: H180 W58

Note: Each panel is held together by strong magnets. We recommend at least two panels for a functioning divider



FRAME ROOM DIVIDER | THREE PANELS


Design: Frama Studio

Category: Room Divider

Materials: Oiled oak and natural canvas

Dimensions: H180 W122 Combined

Note: Each panel is held together by strong magnets



HOME GOODS

Frama Home Objects is our evolving collection of inspired lifestyle objects for home, office and hospitality. Featuring designs from a variety of artists, makers, and architects, all our Home Goods emphasises on the importance of quality craftsmanship and the beauty of natural materials and simple geometries. *Study more at framacph.com*



FUNDAMENT CANDLE HOLDERS

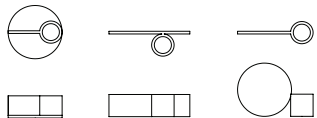
Design: Maribel Carlander

Category: Candle Holders

Material: Solid untreated brass

Dimensions: H2.5 cm Ø2.2

Note: Comes in a set of three different shapes



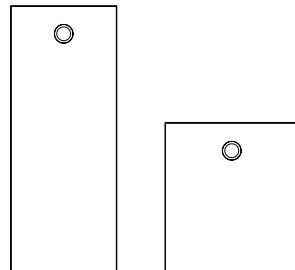
CUTTING BOARD

Design: Dry Studios

Category: Cutting Board

Materials: Oak and Brass

Dimensions: H28/50 W25/20 D3 cm



OTTO PLATE

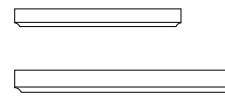
Design: Frama Studio

Category: Plate

Materials: Glazed stoneware

Finishes: Black, white or natural glazed

Dimensions: H2/2.5 Ø19/25



OTTO JUG

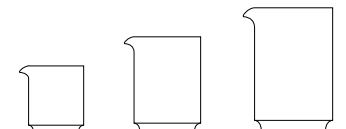
Design: Frama Studio

Category: Jug

Materials: Glazed stoneware

Finishes: Black, white or natural glazed

Dimensions: H8/11.5/15 Ø7/9.5/11





OTTO CUP

Design: Frama Studio

Category: Cup

Material: Glazed stoneware

Finishes: Black, white or natural glazed

Dimensions: H8 Ø7cm



OTTO MUG

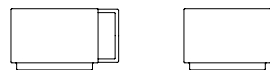
Design: Frama Studio

Category: Mug

Material: Glazed stoneware

Finishes: Black, white or natural glazed,
with or without handle

Dimensions: H7.5 Ø9.5



OTTO BOWL

Design: Frama Studio

Category: Bowl

Material: Glazed stoneware

Finishes: Black, white or natural glazed

Dimensions: H4.5/6 Ø9.5/12.5



OTTO SHALLOW BOWL

Design: Frama Studio

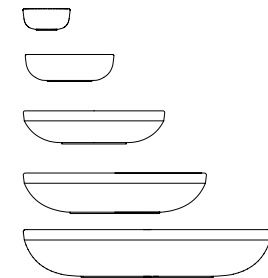
Category: Bowl

Material: Glazed stoneware

Finish: Natural glazed

Dimensions: H3.7-6.5 Ø7-36.1

Note: Available as a set of five,
or separately





CYLINDER VASE

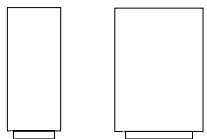
Design: Frama Studio

Category: Vase

Material: Glazed stoneware

Finishes: Cream sand or terra sand glazed

Dimensions: H14.8/17.2 Ø17.8/23.5



PLATFORM VASE

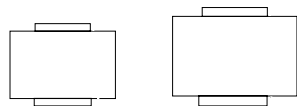
Design: Frama Studio

Category: Vase

Material: Glazed stoneware

Finishes: Cream sand or terra sand glazed

Dimensions: H21 Ø9.2/15




ORNAMENT CANDLE HOLDER | ROUND

Design: Kim Richardt

Category: Candle Holder

Material: Steel

Dimensions: H28.2 Ø25.5



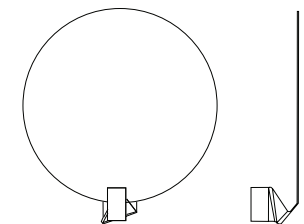
ORNAMENT CANDLE HOLDER | LONG

Design: Kim Richardt

Category: Candle Holder

Material: Steel

Dimensions: H36.7 W4.7 D6.2





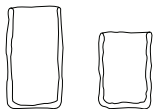
0405 GLASS

Design: Studio 0405

Category: Glass

Material: Glassware

Dimensions: H8/11 Ø6



0405 VASE

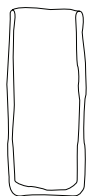
Design: Studio 0405

Category: Vase

Material: Glassware

Finishes: Transparent and Amber

Dimensions: H20 Ø6.5



PEAR VASE

Design: Frama Studio

Category: Vase

Material: Glassware

Finishes: Transparent and Amber

Dimensions: H18 Ø50-70 W120

Inspired by our Scandinavian roots, the Frama Lighting Collection is a celebration of warmth and illumination even during the darkest days of the Danish winter. Crafted with timeless materials that will naturally patina and improve with age, each product from the Lighting Collection has been conceived as a functional object d'art. *Study more at framacph.com*



EIFFEL PENDANT

Design: Krøyer-Sætter-Lassen

Category: Pendant Lamp

Materials: Gun metal coated steel, plated brass dimmer and black silicon wire

Dimensions: H20 W102.2 D4.5

Note: Bulb (16.5 W LED) included. Dimmable using the brass end piece of the lamp



EIFFEL FLOOR

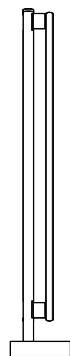
Design: Krøyer-Sætter-Lassen

Category: Floor Lamp

Materials: Gun metal coated steel, plated brass dimmer, black silicon wire and travertine stone

Dimensions: H114 W21

Note: Bulb (16.5 W LED) included. Dimmable using the brass top piece of the lamp



EIFFEL WALL

Design: Krøyer-Sætter-Lassen

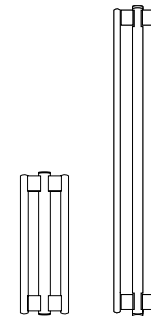
Category: Wall Lamp

Materials: Gun metal coated steel, plated brass dimmer and black silicon wire

Variations: Eiffel Wall 500 and Eiffel Wall 1000

Dimensions: H50/100 W20 D7

Note: Bulb (16.5 W LED) included. Dimmable using the brass bottom piece of the lamp



EIFFEL WALL SINGLE

Design: Krøyer-Sætter-Lassen

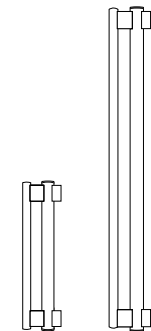
Category: Wall Lamp

Materials: Gun metal coated steel, plated brass dimmer and black silicon wire

Variations: Eiffel Wall Single 500 and Eiffel Wall Single 1000

Dimensions: H50/100 W12.5 D7

Note: Bulb (16.5 W LED) included. Dimmable using the brass bottom piece of the lamp





VENTUS

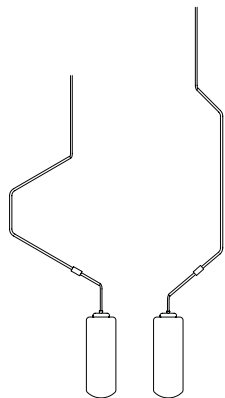
Design: Included Middle

Category: Pendant Lamp

Materials: Brass or stainless steel and bronze or grey silikon cord

Variations: Form 1/Brass, Form 2/Brass, Form 1/Stainless Steel and Form 2/Stainless Steel

Dimensions: H132/87 W19/39 Ø9



T-LAMP

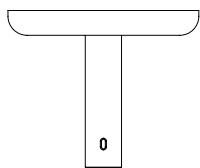
Design: Regular Company

Category: Desk Lamp

Materials: Brushed brass, brushed steel or white powder coated steel

Variations: Brushed Brass, Brushed Steel and White

Dimensions: H33 W40 D7.6



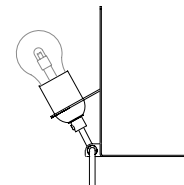
AML LIBRARY LAMP

Design: Andreas Martin-Löf

Category: Table Lamp

Materials: Gun metal coated steel

Dimensions: H18 W11 D11



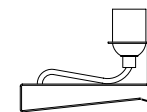
AML CLAMP LAMP

Design: Andreas Martin-Löf

Category: Table Lamp

Materials: Gun metal coated steel

Dimensions: H13 W15 D4.6





90° WALL LIGHT

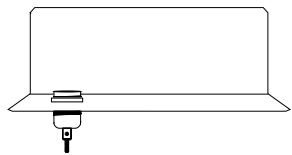
Design: Frama Studio

Category: Wall Lamp

Materials: Solid brass or powder coated steel

Variations: Brass, White and Grey

Dimensions: H15 W40 D15



CONE SHADE

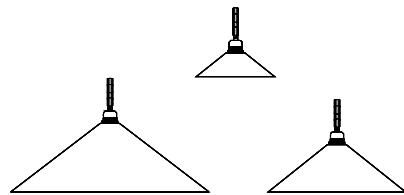
Design: Frama Studio

Category: Pendant Lamp

Materials: Solid copper or solid brass

Variations: Copper and Brass

Dimensions: Copper | H7.7/12.2 Ø25/36
Brass | H7.7/12.2/19 Ø25/36/52



CIRCLE SHADE

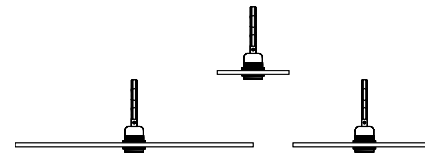
Design: Frama Studio

Category: Pendant Lamp

Materials: Solid brass or glass

Variations: Brass/Brass, Clear Glass
/Bronze and Smoked Glass/Bronze

Dimensions: Ø15/25/40



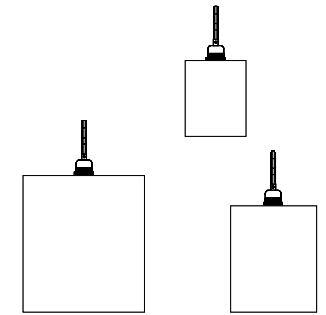
CYLINDER SHADE

Design: Frama Studio

Category: Pendant Lamp

Materials: Grey powder coated aluminum

Dimensions: H7.7/12.2/19 Ø25/36/52





E27 WALL LIGHT

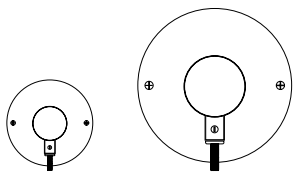
Design: Frama Studio

Category: Wall Lamp

Materials: Brass, copper, bronze or powder coated steel

Variations: Brass, Copper, Bronze and Grey

Dimensions: H7.2 Ø10/25



E27 TABLE LIGHT

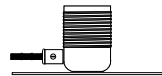
Design: Frama Studio

Category: Table Lamp

Materials: Brass, copper, bronze or powder coated steel

Variations: Brass, Copper, Bronze, Grey, Black and White

Dimensions: H7.2 Ø12



*“A picture should be so simple that one
could send it by telephone to New York.”*

Pablo Picasso



Online store enquiries	shop@framacph.com
General enquiries	frama@framacph.com
Retail requests and orders	order@framacph.com
Business/partnership requests	partnerships@framacph.com
Project requests	design@framacph.com
Press	press@framacph.com
Lighting	lighting@framacph.com

Frama Head Office
Fredericiagade 57, 1310
Copenhagen, Denmark
+ 45 31 40 60 30
framacph.com

FRAMA

FRAMA

STUDIO COLLECTION

Studio Collection | About

Units | Overview

Materials and Appliances

Examples & Applications

Case Studies

ABOUT

Frama Studio Series is designed to be a free standing element in a space without mounting to any walls or floors. The Frama Kitchen portrays the light expression of a piece of furniture within the kitchen environment. Every Frama Studio unit is built upon a powder coated metal grid, providing an industrial but light approach.

With a local setup we manufacture the Frama Studio Collection in Denmark ready to be shipped internationally from Copenhagen.

The Frama Studio Collection is the result of a simplification to the standard of today's complex built to fit kitchen and cabinet approach. Within the free standing units we have encased top of the line appliances while retaining a low-tech and analogue expression.

The joinery and meeting of materials is celebrated as a visual cue to our back to basic kitchen approach. The combination of stone, wood, and metal are sourced from Denmark and Portugal.

The Frama Studio Collection is based around a series of frameworks, semi custom to fit a multitude of uses and circumstances. Based on this philosophy, kitchens, cabinets, kitchenettes, bathroom units, as well as credenzas are made to order, tailored for each unique project.

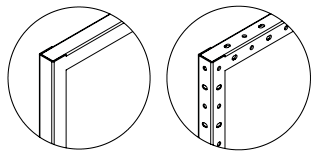
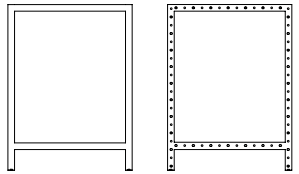




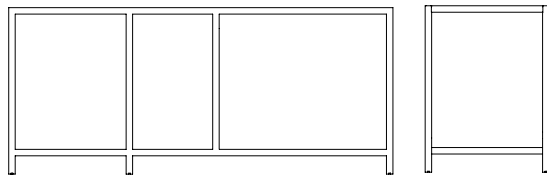

FRAMA STUDIO COLLECTION ASSEMBLY AND DESIGN

The Frama Studio Collection is based around a series of frameworks, of which a modular and custom unit is achieved. Each piece of the unit can be chosen to create the aesthetic and function needed for each individual project. Illustrated on the next pages is an overview of the different standards we offer. Below we show the simple process of decisions required to build the cabinet of your specifications.

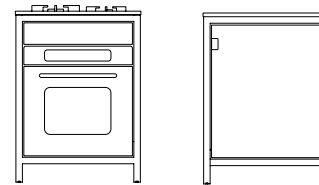
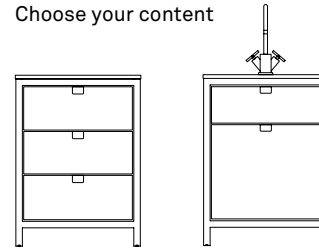
1. Choose your frame type



2. Choose your modules



3. Choose your content




4. Choose your finish




FRAMA STUDIO COLLECTION

FRAMES

The Frama Studio Kitchen is based around a series of frameworks, of which a modular and custom kitchen is achieved. Illustrated on the next pages is an overview of the different standards we offer.



FRAMES UNIT A



Unit A / 14100
H 2035 x W 1305x D 650
(2 x 600)



Unit A1 / 14101
H 2035 x W 670 x D 650
(1 x 600)

A

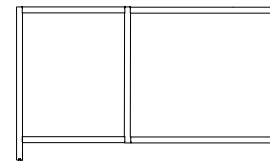


14100

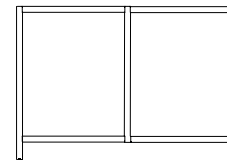


14103

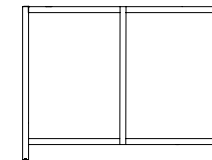
FRAMES UNIT C



Unit C2 / 14108
H 900 x W 1605 x D 650
(1 x 600, 1x 900)

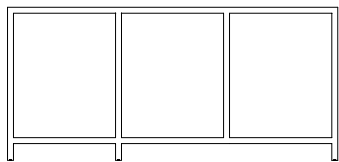


Unit C / 14106
H 900 x W 1305 x D 650
(2 x 600)




Unit C1 / 14107
H 900 x W 1100 x D 650
(2 x 500)

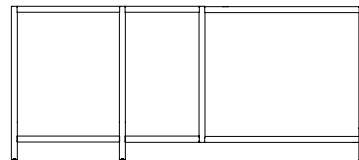
FRAMES UNIT B



Unit B2 / 14105
H 900 x W 2240 x D 650
(2x600 , 1 x 900)



Unit B / 14103
H 900 x W 1940 x D 650
(3 x 600)



Uniz B1 / 14104
H 900 x W 1946 x D 650
(1 x 600 , 1 x 450, 1 x 900)

B

C



14109




14109




14111

FRAMES UNIT D

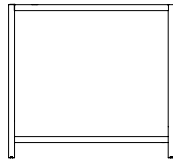
D



Unit D / 14109
H 900 x W 670 x D 650
(1 x 600)




D1 Unit / 14110
H 900 x W 450 x D 450
(1 x 450)




Unit D2 / 14111
H 900 x W 450 x D 450
(1 x 450)

FRAMES SPECIAL

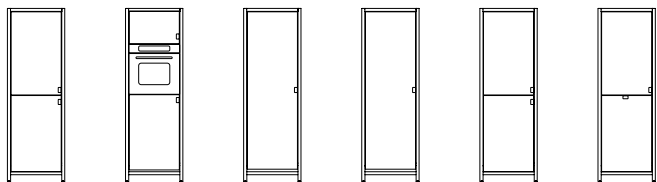


14400
850 mm. DEPTH addition



14401
450 mm. DEPTH addition



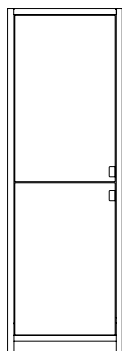


14301



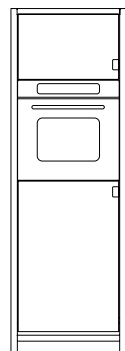
14303

CABINET TYPES UNIT A



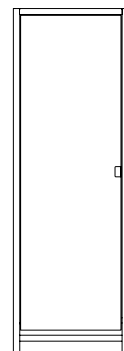
14300
high cabinet

Available in
frame sizes:
H 2035 x W 600
x D 650



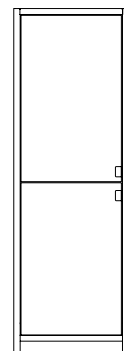
14301
high cabinet
with oven

Available in
frame sizes:
H 2035 x W 600
x D 650



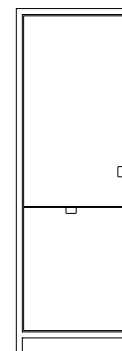
14302
high cabinet
with full fridge

Available in
frame sizes:
H 2035 x W 600
x D 650



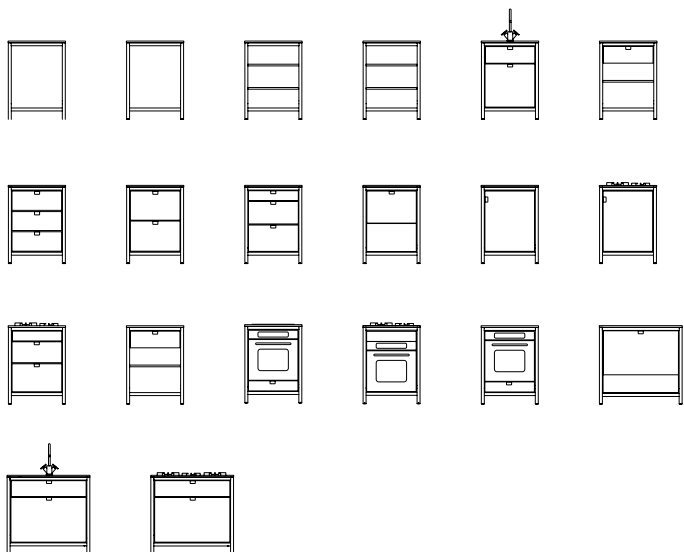
14303
high cabinet
with fridge and
freezer

Available in
frame sizes:
H 2035 x W 600
x D 650



14304
high cabinet
with dishwasher

Available in
frame sizes:
H 2035 x W 600
x D 650




14503




14504

CABINET TYPES UNIT B / C / D



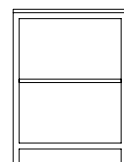
14500
Shell Unit
(no contents)
melamin interior

Available in
frame sizes:
H 900 x W 600/450/900
x D 650/450/850



14501
Shell Unit
(no contents)
Douglas interior

Available in
frame sizes:
H 900 x W
600/450/900
x D 650/450/850



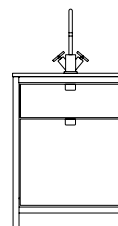
14502
One open shelf

Available in
frame sizes:
H 900 x W 600/450/900
x D 650/450/850



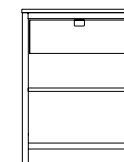
14503
Two open shelves

Available in
frame sizes:
H 900 x W 600/450/900
x D 650/450/850



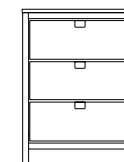
14504
Sink with
cabinet and
large drawer

Available in
frame sizes:
H 900 x W 600 x D 650



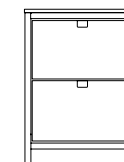
14505
Medium drawer
and open shelf

Available in
frame sizes:
H 900 x W
600/450/900
x D 650/450/850



14506
three medium
drawers

Available in
frame sizes:
H 900 x W 600/450/900
x D 650/450/850



14507
two medium
drawers

Available in
frame sizes:
H 900 x W 600/450/900
x D 650/450/850



14508



14511

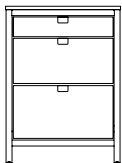


14512



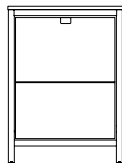
14515

CABINET TYPES UNIT B / C / D



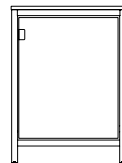
14508
One cutlery drawer,
two medium drawers

Available in
frame sizes:
H 900 x W 600 x D 650/450



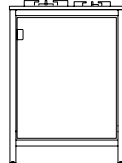
14509
dishwasher

Available in
frame sizes:
H 900 x W 600/900 x D 650



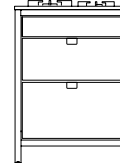
14510
cabinet with
two drawers

Available in
frame sizes:
H 900 x W 600 x D 650/450



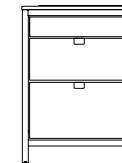
14511
3 pan gas
burner + cabinet

Available in
frame sizes:
H 900 x W 600 x D 650



14512
3 pan gas
burner
+ drawers

Available in
frame sizes:
H 900 x W 600 x D 650



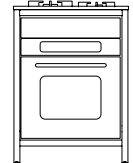
14513
3 pan
induction
+ drawers

Available in
frame sizes:
H 900 x W 600 x D 650



14514
3 pan
+ oven +
pan drawer

Available in
frame sizes:
H 900 x W 600 x D 650



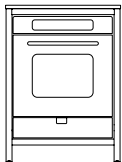
14515
3 pan gas burner
+ oven

Available in
frame sizes:
H 900 x W 600 x D 650



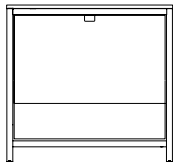
14517

CABINET TYPES UNIT B / C / D



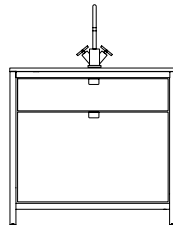
14516
oven +
pandrawer

Available in
frame sizes:
H 900 x W 600 x
D 650



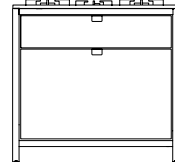
14517
Cool Drawer

Available in
frame sizes:
H 900 x W 900 x D 650



14518
Double sink L90

Available in
frame sizes:
H 900 x W 900 x D 650



14519
Four Pan gas with
double drawer


Available in
frame sizes:
H 900 x W 900 x D 650

FRAMA STUDIO COLLECTION
BATHROOM CREDENZAS


The Studio Collection includes a series of units specifically designed for washing up and bathroom storage. All units are available with or without deck mounted faucet depending on preference. All units come standard with marble sink in a customizable colorway.



14520

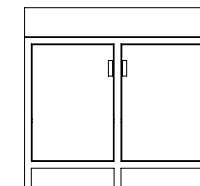


14521



14520
 Single unit
 with cabinet and two
 shelves
 (optional three drawers)
 * Comes with marble sink

Available in frame sizes:
 H 900 x W 650 x D 450



14521
 Double unit
 with two cabinets and two
 shelves
 (optional three drawers)
 * Comes with marble sink

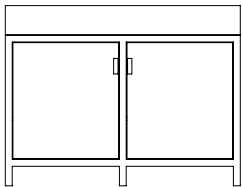
Available in frame sizes:
 H 900 x W 950 x D 450



14522

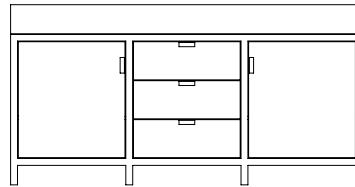


14523



14522
Double unit
with two cabinets and two
shelves
(optional three drawers)
* Comes with marble sink

Available in frame sizes:
H 900 x W1200 x D 450



14523
Triple unit
with three cabinets and
two shelves
(optional three drawers)
* Comes with marble sink

Available in frame sizes:
H 900 x W1800 x D 450

FRAMA STUDIO COLLECTION
FREESTANDING SHELVING

The Studio Collection includes a series of freestanding shelving units custom made to height and width depending on the project. The pieces are designed to stand on their own as wall dividers or against a wall as a light frame storage option. Comes with floor and ceiling mount for secure placement.



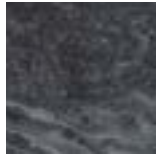
FRAMA STUDIO COLLECTION

MATERIALS AND APPLIANCES

The joinery and meeting of materials is celebrated act as a visual cue to our back to basic kitchen approach. The combination of stone, wood, and metal are sourced from Denmark and Portugal. We use a variety of high end appliances based on the specific need and form of the given kitchen, outlined below.

MATERIALS OVERVIEW

MARBLE



Ruivina

Black/Grey with white marbled pattern, tendency to appear as muted black



Blue Ataija Limestone

Grey Limestone with warm grey undertones, and marbled anthracite pattern



Estremoz

White marble with cream base undertones, and possibility of rose and grey veining

FRAME



Muted Black powdercoated Steel
Choice: non perforated or perforated



Silk Gray powdercoated Steel
Choice: non perforated or perforated




Oyster White powdercoated Steel
Choice: non perforated or perforated


CABINETS & DRAWERS




Muted Black painted MDF



Silk Grey painted MDF



Cream White painted MDF



Linseed Oiled Muted Black Douglas Fir



Linseed Oiled Natural Douglas Fir



Linseed Oiled White Douglas Fir





Ruivina Marble | Linseed Oiled White Douglas Fir | Muted Black powdercoated Steel



Estremoz Marble | Linseed Oiled White Douglas Fir | Oyster White powdercoated Steel



Estremoz Marble | Linseed Oiled Muted Black Douglas Fir | Muted Black powdercoated Steel



Blue Atalja Limestone | Linseed Oiled Natural Douglas Fir | Silk Gray powdercoated Steel



Ruivina Marble | Linseed Oiled White Douglas Fir | Muted Black powdercoated Steel



Ruivina Marble | Linseed Oiled Natural Douglas Fir | Muted Black powdercoated Steel



Estremoz Marble | Linseed Oiled Natural Douglas Fir | Oyster White powdercoated Steel



Blue Atalja Limestone | Linseed Oiled White Douglas Fir | Silk Gray powdercoated Steel



Estremoz Marble | Linseed Oiled White Douglas Fir | Oyster White powdercoated Steel



Ruivina Marble | Linseed Oiled White Douglas Fir | Muted Black powdercoated Steel



Estremoz Marble | Cream White painted MDF | Oyster White powdercoated Steel



Estremoz Marble | Muted Black painted MDF | Creme painted Steel



Blue Atalja Limestone | Silk Grey painted MDF | Silk Grey powdercoated Steel

CUPBOARD DOORS & SIDE PANELS

Material:
 Front Veneer Douglas Fir with solid edges (both sides)
 Origin: Denmark
 Thickness: 22 mm

Finish:
 Local produced linseed oil from Denmark in selected colours.
 Natural with a delicate white pigment
 Ash black pigment
 *Variations in wood fronts may occur

DRAWERS

Solid wood drawers inspired by wine crates with exposed nails, and visible end grain.
 Soft close drawer slides.

Material:
 Front and side: Solid Douglas Fir
 Bottom: Black melamine
 Origin: Denmark

Finish:
 Locally produced linseed oil from Denmark in selected colours.
 Natural with a delicate white pigment
 Ash black pigment
 *Variations in wood fronts may occur

FRAME, HANDLES & WHEELS

Material: Powder Coated Steel with or without selected perforations
 Origin: Denmark

Frame: Muted Black - textured
 Depth/Height adjustment


Handles: Powder coated in corralation with kitchen frame
 Integrated flush with in drawers and cabinets

Wheels/ casters available, see illustration below, wheel height is 100mm meaning there is not visible legs with the addition of wheels to a frame. Please note, when pushed on uneven flooring marble cannot be ensured against cracks

INTERIOR SHELVES & DRAWER BOTTOM

The drawer has a bottom constructed out of melamine, a hard material with a color matching the frame and handles.

Material: Muted Black, white or grey
 Origin: Denmark



Ash Black Oiled Douglas Fir




Hvid Lys Oiled Douglas Fir




Hvid Lys Oiled Douglas Fir



Black painted MDF



Grey painted MDF



Grey painted MDF



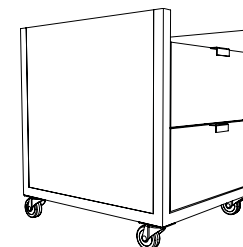
Muted Black powdercoated Steel
 Choice: non perforated or perforated



Silk Gray powdercoated Steel
 Choice: non perforated or perforated



Oyster White powdercoated Steel
 Choice: non perforated or perforated



COUNTER TOP

Portuguese marble with naturally occurring variations. All appliances such as gas burners and sink come under mounted, creating a continuous look within the marble tops.

Material: Marble
Origin: Portugal
Thickness: 20mm
Version: Estremoz (white)
Ruivina (black)
Blue Ataija (grey)


Finish: Honed marble,-
semi - matte with straight edges

Note: All stone tops are treated against water and oil, for future maintenance we provide detailed installation instructions alongside kitchen.




Ruivina

Black/Grey with white marbled pattern, tendency to appear as muted black



Blue Ataija Limestone

Grey Limestone with warm grey undertones, and marbled anthracite pattern



Estremoz

White marble with cream base undertones, and possibility of rose and grey veining



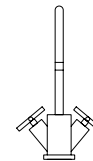


FAUCET

Dornbracht Tara Classic

Matte black powder coated steel faucet
or Matte platinum coated steel faucet

235 mm projection
360° swing radius
Single-hole lavatory mixer
Matte black



SINK

Smeg Model No. VSTQ50-2

Stainless steel under mounted sink.
Under-mounted single bowl
Stainless steel
Dimensions: D 210 x W 400 x L 500 mm

Trash sorting system for sink available



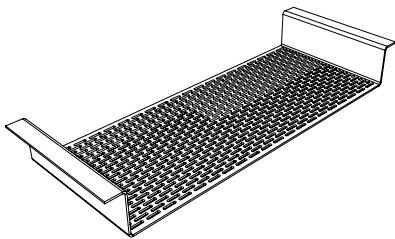
SINK DRAINER

Material: Powder Coated Steel
with selected perforations
Origin: Denmark

Finish : Muted Black - textured

Use : Can be delivered alongside sink unit
to fit atop sink as a small drainer system

Note: Must pre - order with kitchen



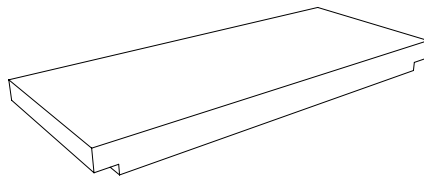
CUTTINGBOARD

Material: Douglas Fir
Origin: Denmark

Finish : Natural oiled food safe

Use : Can be delivered alongside sink unit
to fit atop sink as a cutting board

Note: Must pre - order with kitchen




SINK SHELF

Material: Powder Coated Steel
with selected perforations
Origin: Denmark

Finish : Muted Black - textured

Use : Comes standard with the sink as a small
metal shelf within the under the sink cabinet.
Best used for sponges, dishwasher tabs, and
any other small washing up accessories

Note: Comes standard with kitchen sink unit



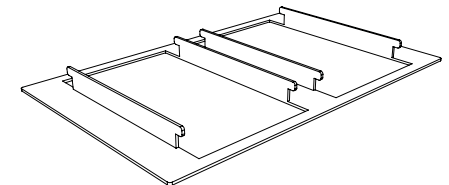
TRASH SORTING INSERT

Material: Powder Coated Steel
with selected perforations
Origin: Denmark

Finish : Muted Black - textured

Use : Comes optional with the sink unit as a
predesigned system for hanging trashbags within
the drawer. Each plate comes with two sections,
but a standark 600 unit can fit two if four sorting
sections are desired.

Note: Must pre - order with kitchen



DISHWASHER

Smeg Model No. STC75

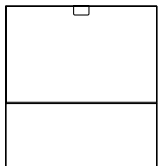
7 place settings
Electronic display
Timer up to 9 hours
Stainless Steel basket with grey components
Noise level: 43 dB (A) RE 1 pW
Integrated within Frama Studio Kitchen with Douglas Fir front panel

*available in width 900mm. as well as 600mm.

Mounting & Installation:

The Dishwasher it is typically delivered per-installed in Frama Studio Kitchen with a cabinet front and handle.

The dishwasher module consists of two doors which fold open. The client is responsible for all electrical installation & plumbing work.



DISHWASHER

Smeg Model No. STX3CL


7 Place Settings
Electronic display
Timer up to 9 hours
Noise level: 44 dB (A) RE 1 pW
10 programs (5 fast programs)
Integrated within Frama Studio Kitchen with Douglas Fir front panel

*available in width 600mm.

Mounting & Installation:

The Dishwasher it is typically delivered per-installed in Frama Studio Kitchen with a cabinet front and handle.

The dishwasher module consists of one doors.



DISHWASHER DRAWER

This Fisher & Paykel TM DD60STI9


7 Place Settings
Electronic display
Noise level: 43 dB (A) RE 1 pW
Integrated within Frama Studio Kitchen with Douglas Fir front panel

*available in width 600mm.

Mounting & Installation:

The Dishwasher it is typically delivered per-installed in Frama Studio Kitchen with a cabinet front and handle.

The dishwasher is easy to open and close as kitchen drawers. The client is responsible for all electrical installation & plumbing work.



FRIDGE & FREEZER

Smeg Model No. C7280NLD2P

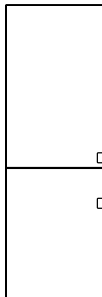
Fresh food capacity: 200 liters
Frozen food capacity: 63 liters
Touch LCD display
Energy consumption: 233 kW/h per year
Noise level: 39 dB re 1 pW
Warranty 12 months
Integrated within Frama Studio Kitchen with Douglas Fir front panel

*available as full refrigeration or freezing components

Mounting & Installation:

The fridge & freezer is typically delivered per-installed in Frama Studio Kitchen. Due to the weight of the fridge & freezer, it is possible to be dismantled during delivery by a professional to be installed later on site. The Client is responsible for all electrical installation work.

The piece is easily mounted within wooded frame, but due to cabinetry, orientation of the doors (left or right) is always predetermined with the handle on the right side as shown. For left orientation, please specify when ordering.



COOL DRAWER

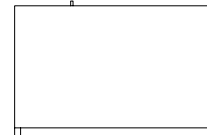
Smeg Model No. RB90S64MKIW1

Multi-temperature Drawer
five different food modes including fridge, freezer, pantry, chill and wine
Fresh food capacity: 13 liters
Touch LCD display
Parts & Labour 12 months
Sealed system parts 160 months
Integrated within Frama Studio Kitchen with Douglas Fir front panel

*available as full refrigeration or freezing components

Mounting & Installation:

The cooler is easy to open and close as kitchen drawers. The client is responsible for all electrical installation.





INDUCTION

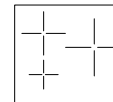
Ultra-low profile installation 3 induction cooking zones cooktop with boosters.

Front left: Ø 145 mm, 1200 W
Rear left: Ø 210 mm, 2100 W
Right: Ø 280 mm, 2100 W
9 power levels with Simmering function
Automatic pan diameter adjustment
Automatic switch off when overheat/overflow
Protection against accidental start up
Ceramic glass, Bevelled edge
Frontal controls
Controls lock/Child safety

Mounting & Installation:

The Induction burners are available although not our standard, for a low profile installation.

The Induction burners come pre - installed under mounted flush with the marble, unless otherwise noted.



GAS BURNER

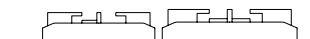
Matte black enameled stainless steel burners under mounted through marble counter top with stainless steel hobs.

1 x wok burner
1 x standard burner
1 x simmer burner
Black enameled s/st pan stands
Warranty 2 years
Integrated atop Frama Studio Kitchen marble counter top

Change of gas:

Gas tank is not supplied by Frama. The appliance may only be fitted or modified for different gas types by a certified fitter. The fitter is responsible for a proper functioning of the appliance, on the location where it is in use.

Repairs to electrical appliances and gas hobs are to be done only by certified professionals. Inexpert executed repairs present danger to the user.



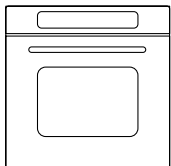
OVEN

Miele No. H 2860 BP

Available in black, white or grey
7-segment display with recessed button -
Minimal pyrolysis cleaning
Large space and flexibility - 76 l oven volume
with 5 rib heights
Protects against burns - cool front
Alternatives are available and can be specified.

Mounting & Installation:

The oven is typically delivered pre-installed in Frama Studio Kitchen. Due to the weight of the oven, it is possible to be dismantled during delivery by a professional to be installed later on site. The Client is responsible for all electrical installation work.



FRIDGE & FREEZER

Smeg Model No. C7280NLD2P

Fresh food capacity: 200 liters
Frozen food capacity: 63 liters
Touch LCD display
Energy consumption: 233 kW/h per year
Noise level: 39 dB re 1 pW
Warranty 12 months
Integrated within Frama Studio Kitchen with Douglas Fir front panel

*available as full refrigeration or freezing components

Mounting & Installation:

The fridge & freezer is typically delivered per-installed in Frama Studio Kitchen. Due to the weight of the fridge & freezer, it is possible to be dismantled during delivery by a professional to be installed later on site. The Client is responsible for all electrical installation work.

The piece is easily mounted within wooded frame, but due to cabinetry, orientation of the doors (left or right) is always predetermined with the handle on the right side as shown. For left orientation, please specify when ordering.

COOL DRAWER

Smeg Model No. RB90S64MKIW1

Multi-temperature Drawer
five different food modes including fridge, freezer, pantry, chill and wine
Fresh food capacity: 13 liters
Touch LCD display
Parts & Labour 12 months
Sealed system parts 160 months
Integrated within Frama Studio Kitchen with Douglas Fir front panel

*available as full refrigeration or freezing components

Mounting & Installation:

The cooler is easy to open and close as kitchen drawers. The client is responsible for all electrical installation.

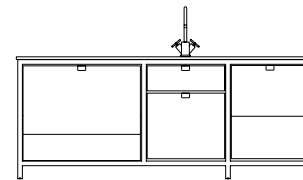
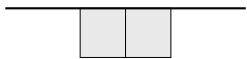
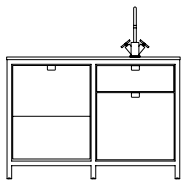
FRAMA STUDIO COLLECTION
EXAMPLES AND APPLICATIONS

The Frama Studio Kitchen can be combined and customized to fit a variety of layouts and needs within both residential and contract use.


TEA KITCHEN SMALL



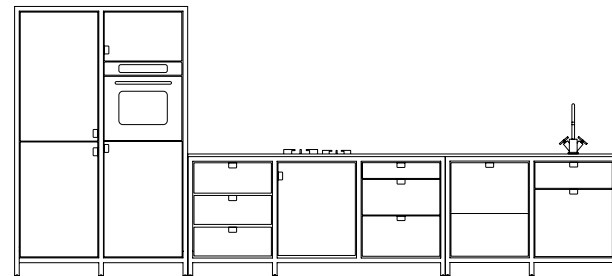
TEA KITCHEN LARGE



COMPACT KITCHEN SMALL



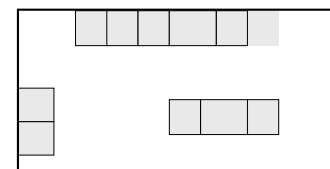
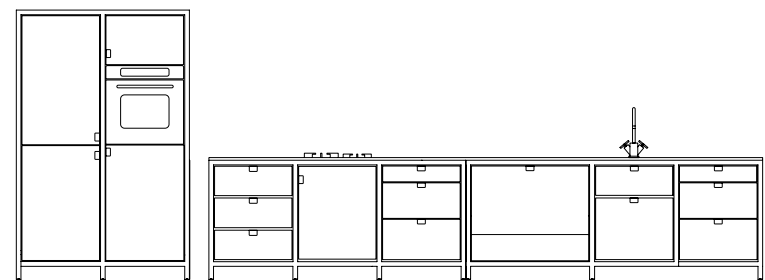
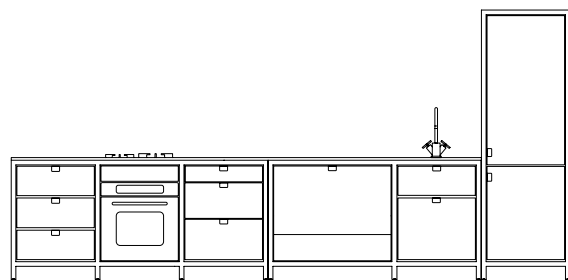
COMPACT KITCHEN LARGE



FULL KITCHEN WITH FREE STANDING ISLAND



FULL KITCHEN AROUND THE CORNER



FRAMA STUDIO COLLECTION
SELECTED CASE STUDIES

























FRAMA STUDIO COLLECTION LOGISTICS:

LOGISTIC CHECK OFF LIST

1. Supply Pick up, delivery address, contact person phone + email. Also be sure to include: description of site: floor, entrance width, hall way width/dims, if there elevator. These factors can all be relevant for the delivery. Please note if you would like curbside or white glove service with your delivery.
2. With the location of the kitchen in mind, note if the marble and appliances should be pre-mounted or delivered separate. Unless the unit is to be delivered to the ground floor we highly recommend dismounting appliances. This can be done fairly easily with a screwdriver and common tools. Please note the appliance are always installed within the units upon delivery for quality assurance and fit.
3. Arrange Date and time of transport.
4. To be sure of any issues with timing and the delivery, arrange to install the kitchen's electrical and plumbing with your respective electrician & Plumbing.
5. Please note: when placed on uneven flooring marble cannot be ensured against cracks. It is crucial to adjust casters on feet to be level as part of installation.

FRAMA STUDIO COLLECTION LOGISTICS:

PRICING AND OTHER NOTES

1. Delivery is not included in the initial pricing of the kitchen. The above information is all necessary before quoting shipment on the Kitchen. We try to provide the best prices for the specific case, which all depend on the factors listed above.
2. Delivery does not included installation work with plumbers and electricians.
3. In general, if the kitchen will be transported to countries outside Scandinavia, they are always placed on a pallet. The general price addition is 35 Euros to the overall cost.
4. For further countries where sea or air shipment is required, a crate on pallets will always be added to the order. The general price addition is 340 Euros to the overall cost.

Study the Frama Studio Collection at

Artilleriet
Magasinsgatan 19
411 18 Göteborg
Sweden

Frama Studio Store | Kollekted By
Schous Plass 7A
0552 Oslo
Norway

Frama Studio Store | HQ
Fredericiagade 57
1310 Copenhagen K
Denmark

Studio Unum
Nørregade 27
9000 Aalborg
Denmark

Blou
97 rue Legendre
75017 Paris
France

Studio 22
Suite 301, Westlands Centre
20 Westlands Road Quarry Bay
Hong Kong

The Slow
83 Beach St
Queenstown 9300
New Zealand

Frama Head Office & Studio

Frama, Org. St. Pauls Apotek
Fredericiagade 57
1310 Copenhagen

Contact

Visit and learn more at framacph.com
For all kitchen requests please contact
frama@framacph.com

—

Instagram

[framacph](#)

—

Facebook

[frama Copenhagen](#)

—

Press

press@framacph.com

Study more at framacph.com

