

Designed by Paavo Tynell

PRODUCT



COLOURS



// Canvas shade



// Rattan Wicker shade

DESCRIPTION

The 9602 Floor Lamp, also known as "Chinese Hat" was designed by Paavo Tynell in 1938 for the hotel Aulanko. Characterised by its elegant and airy lampshade and rattan-covered stem, the 9602 Floor Lamp shows the designer's limitless imagination and unparalleled ability to create designs of enduring beauty. Adding a playful, exuberant quality to the top, balanced by the more static form of the base, the 9602 Floor Lamp is perfectly suited for creating a gentle ambient light in the domestic living room.

VERSION - 9602 Floor Lamp

Foot, top, and switch // Polished Brass.
Center pole // Rattan covered.
Fabric wire // Brass.
Plug // Black.

- Brass / Canvas // Polished Brass / Textile // Shiny / Rough
- Brass / Rattan // Polished Brass / Rattan // Shiny / Wickered

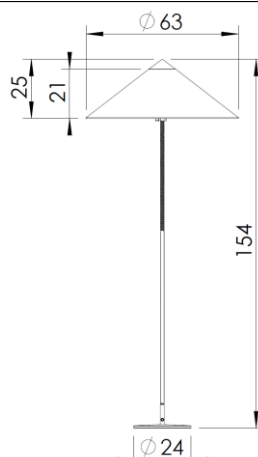
Due to natural materials surface and structure can vary.

MEASUREMENTS

Order item - look for part number in the pricelist.

Series contains the following:

- A1965 Pendant**
- 1965 Pendant**
- 5321 Table Lamp**
- 9464 Wall Lamp**



FACTS

MEASUREMENT LAMP- L X W X H MM

L/W: Ø63 x H: 154 cm

Lamp height: 154 cm Shade height: 21 cm
Foot size: Ø 24 cm Shade size: Ø63 cm
Cord - exposed out of lamp: App. 200 cm

WEIGHT OF LAMP
5,2

WEIGHT OF SHADE
Canvas: 0,5 kg
Rattan: 0,9 kg

PACKAGING TYPE
Cardboard box

PACKAGING MEASUREMENT LAMP -	PACKAGING MEASUREMENT SHADE -
L x W x H cm	L x W x H cm
L: 166 x W: 30 x H: 30 cm	L: 67 x W: 67 x H: 23,5 cm

MATERIAL TYPE (recycleable)	MATERIAL TYPE (recycleable)
Total: 4,0 kg	Total: 0,8 kg

WEIGHT INCL. PACKAGING - TOTAL

Canvas: 10,5 kg
Rattan: 10,9 kg

NUMBER OF PARCELS
2 pcs.

ACCESSORIES

-

ENVIRONMENT

-

TESTS

-

CERTIFICATION AND LABELS

UL Certified according to Unites States and Canadian National Standards - Listed

SAFETY INSTRUCTIONS

If the cord or other electrical part is damaged, switch of the lamp and do not use it until it is repaired by a qualified electrician.

INSTALLATION INSTRUCTIONS

Instructions document no.: 64-20-004-01



CARE INSTRUCTIONS

Daily cleaning can be done by wiping the frame with a clean dry cloth. Should the surface need more attention this can be cleaned with water and a light detergent or mild abrasive with a soft cloth. Wipe after with a clean dry cloth. Avoid any abrasive materials.

TROUBLESHOOTING

If lamp does not light, turn off the power. Check the bulb for a broken filament. Replace bulb if necessary, then turn it on. If the lamp still does not light, please contact customer service at the local dealer. If the external flexible cable or cord of this lamp is damaged, it must be replaced by a qualified electrician in order to avoid a hazard.

TECHNICAL INFORMATION

Light sources: 2x E26, 810 Lumen (60W Incandescent), 4x E26 Halogen, 8-10W LED Dimmable. Turn power off when changing light bulb, unless noted. This lamp is not approved for outdoor use or use in damp/wet rooms (DWR).

SAFETY INSTRUCTIONS

SAFETY INSTRUCTIONS PERTAINING TO RISK OF FIRE, ELECTRIC SHOCK, OR PERSONAL INJURY: Read all instructions. Lighted bulb gets HOT! Do not touch when on. **CAUTION:** Keep lamp away from curtains, bedding, towels, and any other flammable materials. Do not look directly at lighted bulb. Turn off / unplug and allow lamp to cool before replacing bulb, cleaning or other maintenance. Do not use in the bathroom or damp places. **CAUTION TO REDUCE THE RISK OF FIRE, USE ONLY TYPE A BULB, MAX. 2x 60 WATT, E26, 120V 60Hz AC ONLY.** Do not exceed recommended wattage. **CAUTION: IMPORTANT: LAMP MUST BE INSTALLED BY A QUALIFIED ELECTRICIAN.**



For enquiries contact GUBI AS - CVR: 17940384
Klubensvej 7-9, 2150 Nordhavn, Copenhagen, Denmark
T +45 69 15 60 60 - order@gubi.com
GUBI.COM

64-20-004-01 Assembly Instructions 9602 Floor Lamp US.

GUBI

ASSEMBLY INSTRUCTIONS for 9602 Floor Lamp



LIGHT SOURCE:

- Socket: E26 base
- Bulb types recommended:



- Recommended light sources:

If LED is chosen, only dimmable versions work.
810 Lumen (~ 60W incandescent)
~ 46W halogen - 6-10W LED)

- Max. light out put for above lamps:

2x60W Incandescent ~ 2x46W
Halogen
By LED 1530 Lumen (~ 13-16W)

- Best result is achieved with with a CRI (Colour Rendering Index) larger than 90.

- Lightbulb not included.

- All lamps can be fitted with a dimmer.
- Please contact your local electrician.

- US plug: Type A, 2 PIN, 15 amp, (NEMA 1-15)
- US voltage: 120 V
- Frequency: 60 Hz
- Supply voltage: AC power -
- Normally Closed: IP20



Class II / Double insulated



Mark for Canada and the U.S.

GUBI

ASSEMBLY INSTRUCTIONS

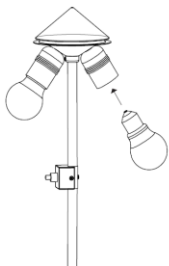
CONTENTS

9602 Floor Lamp




1.

Install the light bulb.



2.

Remove top to install the shade. Turn top counter clockwise to loosen.



3.

Place the shade and mount the top again turning clockwise.

