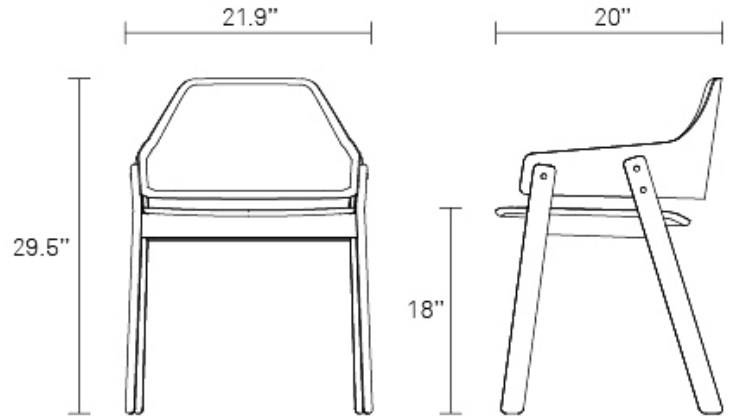



Clutch Chair



Sturdy yet elegant and comfortable without being overly plush, Clutch's rounded edges and curved back wrap around to provide the perfect resting spot for arms. Clutch Lounge Chair also available.




CAMEL LEATHER /
WHITE OAK



NAVY ON ASH /
EDWARDS NAVY



SLATE LEATHER /
WALNUT



SMOKE /
PEWTER



WALNUT / EDWARDS
LIGHT GREY



PEWTER / WHITE
OAK

Product Details

- Comfortable upholstered bent wood seat back
- Navy on Ash, Smoke: Stained or painted solid ash wood legs, molded wood seat with ash wood veneer
- White Oak: Solid white oak wood legs, molded wood seat with oak wood veneer
- Walnut: Solid walnut wood legs, molded wood seat with walnut wood veneer
- Olive / Pewter: 100% polyester upholstery | 30,000 Double Rubs
- Edwards Light Grey / Navy: 28% Wool / 70% Acrylic / 2% Nylon blend upholstery | 30,000 Double Rubs
- Camel / Slate Leather: An aniline leather that has been burnished and polished to create a cool hand and velvety texture with a slight sheen, enhancing the natural character of the leather; A lovely patina will develop over time; Color variation is a signature to the authenticity of natural leather
- Ships fully assembled
- BIFMA rated

CC1-CHRWHO-CA
CC1-CHRASH-NV
CC1-CHRWAL-SL
CC1-CHRSMK-PW
CC1-CHRWAL-GY
CC1-CHRWHO-PW

CAMEL LEATHER / WHITE OAK	\$599.00
NAVY ON ASH / EDWARDS NAVY	\$499.00
SLATE LEATHER / WALNUT	\$649.00
SMOKE / PEWTER	\$499.00
WALNUT / EDWARDS LIGHT GREY	\$549.00
PEWTER / WHITE OAK	\$499.00

Are you a trade professional? Visit bludot.com/trade-contract