

PRODUCT



COLOURS



// Black / Chrome



// Off-White / Chrome



// White / Chrome

DESCRIPTION

Bestlite has been in continuous production since 1930. Robert Dudley Best created Bestlite design. He was highly influenced by the Bauhaus. In the past 80 years, people Appreciated the lamps and it decorates many homes, hotels and restaurants worldwide. Loved by architects, designers and design aficionados throughout its 80-year history, today, Bestlite enjoys global iconic status.

VERSION - BESTLITE PENDANT LAMP BL9L

Shade: Powder coated aluminium
Ceiling cup: Chromed steel

Colour codes are indicative.

- Fabric wire - Black:
- Black / White inside // RAL 9005 / RAL 9003 // Gloss level 15 / Gloss level 20
- Fabric wire - Off-White:
- Off-White / White inside // RAL 1015 / RAL 9003 // Gloss level 20 / Gloss level 20
- Fabric wire - White:
- White / White inside // RAL 9003 / RAL 9003 // Gloss level 15 / Gloss level 20

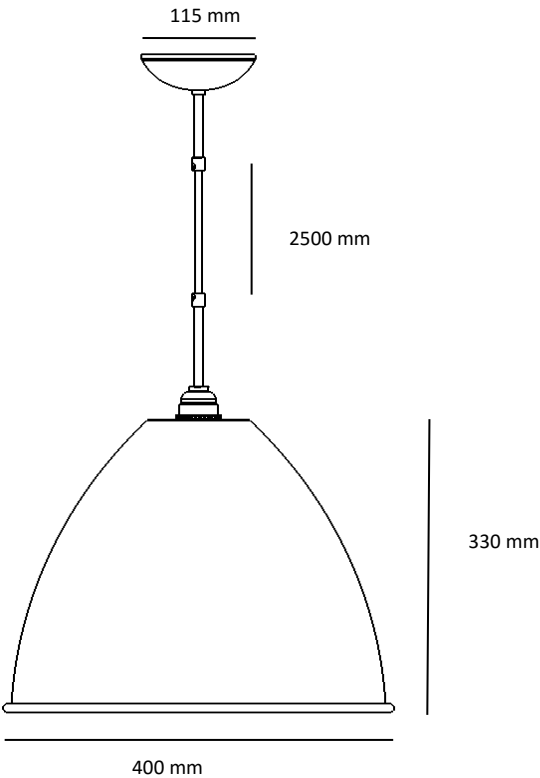
Please contact us for other colours or finishes.

VERSION

Order item - look for part number in the pricelist.

Series contains the following:

BL9S, BL9M, BL9L, BL9XL



FACTS

MEASUREMENT - *L X W X H inches*

- Lamp rosette height: 1.4 inches
- Lamp rosette diameter: 4.7 inches
- Shade height: 13 inches
- Shade diameter: 15.7 inches
- Cord - exposed out of lamp: App. 78 inches

WEIGHT ITEM - *LAMP INCL. WIRE*
2.2 lbs

PACKAGING TYPE
Cardboard box

PACKAGING MEASUREMENT - *L X W X H CM*
L: 16.9 x W: 16.9 x H: 15.4 inches

WEIGHT PACKAGING - *MATERIAL TYPE*

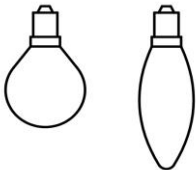
- LD polyethylene: 2.8 oz
- LD polyethylene bottom: 2 oz
- PE polybag bobble: 2.4 oz
- PE polybag: 1 oz
- Cardboard inside: 3.2 oz
- Cardboard outside: 27.3 oz

WEIGHT PACKAGING - *TOTAL*
4.6 lbs

NUMBER OF PARCELS
1 pcs.

LIGHT SOURCE:

- Socket: E26 base
- Bulb types recommended:



- Recommended light sources:
- Halogen light bulb*
- Recommended wattage: 52 W
- Max wattage: 56 W

- All fluorescens light bulbs*
- Recommended wattage: 15 W
- Max wattage: 18 W

- *Max. light out put for above lamps:*
- 450 Lumens ≈ (40 WATT incandescent bulbs)*

- All lamps can be fitted with a dimmer - Please contact your local electrician.
- Lightbulb not included

Designed by Robert Dudley Best

CLEANING AND MAINTENANCE

Use a soft damp cloth when cleaning your Bestlite lamp. Do not use household cleaners.

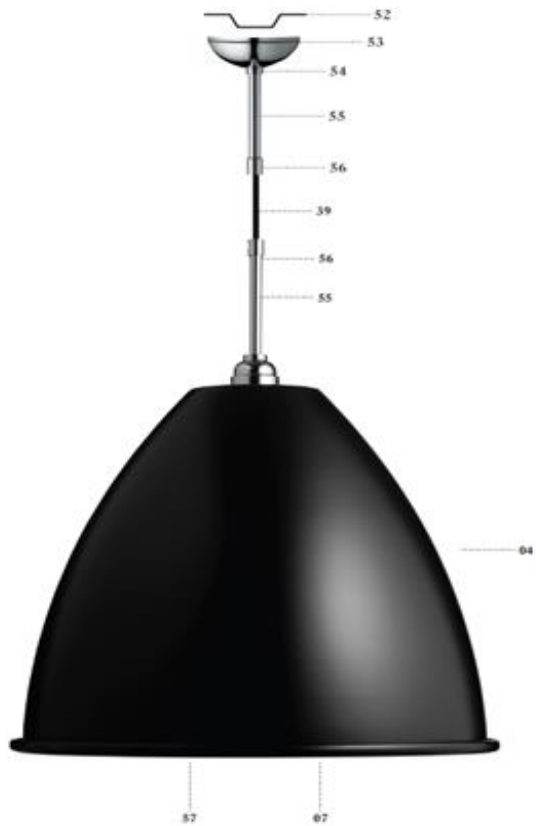
ACCESSORIES

ENVIRONMENT

TESTS

CERTIFICATION AND LABELS

CUL-CERTIFIED



STANDARD

STOCK - BL9L PENDANT

- US voltage: 120 V
- Frequency: 60 Hz
- Supply voltage: AC power ~
- Normally Closed: IP20



Class II / Double insulated



Luminaires accepted for mounting on a flammable base



Mark for Canada and the U.S.

KOMPONENTS

- 03 // Shade Ø40 cm.
- 07 // E26 lamp holder
- 39 // Textile covered cord, round
- 52 // Mounting plate
- 53 // Ceiling cup
- 54 // Screw for ceiling cup
- 55 // Cord tube
- 56 // Screw for cord tube
- 57 // Interior screen ring

MATERIAL

- Shade: Powder coated aluminium
- Ceiling cup: Chromed steel
- Textile covered cord

INSTALLATION INSTRUCTIONS

Instructions document: No. 10-20-007-01.

Technical information:
Light sources: CAUTION: TO REDUCE THE RISK OF FIRE, USE MAX. BL9S and BL9M: 40 WATT INCANDESCENT, E12, type bulb; 120V 60Hz AC ONLY. Alternatively max. 30W halogen bulb.
BL9L: 75W INCANDESCENT, E24, type bulb; 120V 60Hz AC ONLY. Alternatively max. 50W halogen bulb.
BL9XL: 100W INCANDESCENT, E24, type bulb; 120V 60Hz AC ONLY. Alternatively max. 100W halogen bulb.
Turn power off when changing light bulb.
The lamp is not approved for outdoor use or use in damp/wet rooms.

Some advice on cleaning your Bestlite:
Powder coated parts – base/bracket and shade:
Wipe the parts with a damp cloth soaked in warm water and a bit of mild detergent.
Chrome plated parts:
Wipe the lamp with a damp cloth and wipe dry to bring up luster.
If the surface is sticky use a metal polish made especially for chromium or other soft metals.
Use only soft cloth for wiping and polishing, never sponges or steel wool.
Do not use abrasive household cleaners.
Do not use acidic or alkaline cleaning materials, glass cleaner or household ammonia.

001-093xx

BESTLITE
— BY GUBI —

BESTLITE • GUBI, Klubiensvej 7-9, DK-2150, Nordhavn, Denmark • www.gubi.com

Dear Bestlite customer,
Congratulations on your Bestlite!
You have chosen a genuine design classic, which has been in continuous production for more than 75 years.
On the other side of this leaflet you will find some useful instructions for the use of your Bestlite.
Should you have any questions, please feel free to e-mail us at gubi@gubi.com or visit us at www.gubi.com.

Best regards,
Bestlite

1: Shade
2: Gasket
3: Interior ring
4: Light bulb

Loosen screws on the stem and canopy and pull canopy down.

When attaching pendant to ceiling box

1: Shorten cable to appropriate length and fasten screw on the stem.
2: connect wires to power cables. Beware: Green to ground.
3: Fasten screws to ceiling box.
4: Push canopy up and tighten set screw (see 5. on opposite page).

10-20-007-01 Mounting instr BL 9S-M-L-XL US

When attaching pendant directly to ceiling

1: Shorten cable to appropriate length and fasten screw on the stem.
2: Attach canopy holder to ceiling with screws.

3: Push canopy up and tighten set screw.
4: Connect wires to power cables. Beware: Green to ground.

PRODUCT



COLOURS



// Black / Chrome



// Off-White / Chrome



// White / Chrome

DESCRIPTION

Bestlite has been in continuous production since 1930. Robert Dudley Best created Bestlite design. He was highly influenced by the Bauhaus. In the past 80 years, people Appreciated the lamps and it decorates many homes, hotels and restaurants worldwide. Loved by architects, designers and design aficionados throughout its 80-year history, today, Bestlite enjoys global iconic status.

VERSION - BESTLITE PENDANT LAMP BL9M

Shade: Black, White or Off-White - Powder coated aluminium
Lamp and ceiling cup: Chromed steel
Textile covered cord

Colour codes are indicative.

- Fabric wire - Black:
 - Black / White inside // RAL 9005 / RAL 9003 // Gloss level 15 / Gloss level 20
- Fabric wire - Off-White:
 - Off-White / White inside // RAL 1015 / RAL 9003 // Gloss level 20 / Gloss level 20
- Fabric wire - White:
 - White / White inside // RAL 9003 / RAL 9003 // Gloss level 15 / Gloss level 20

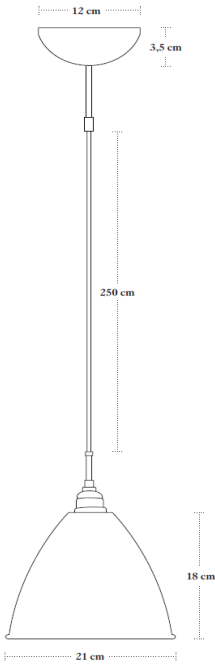
Please contact us for other colours or finishes.

VERSION

Order item - look for part number in the pricelist.

Series contains the following:

BL9S, BL9M, BL9L, BL9XL



FACTS

MEASUREMENT - L X W X H inches

Lamp rosette height: 1.4 inches
Lamp rosette diameter: 4.7 inches
Shade height: 7 inches
Shade diameter: 8.3 inches
Cord - exposed out of lamp: App. 78 inches

WEIGHT ITEM - LAMP INCL. WIRE

1.2 lbs

PACKAGING TYPE

Cardboard box

PACKAGING MEASUREMENT - L X W X H inches

L:10.6 x W:15.7 x H:13.4 inches

WEIGHT PACKAGING - MATERIAL TYPE

- Paper Egg crate: 1 lbs
- Umbraco key: 0.2 oz
- PE polybag: 0.04 oz
- PE polybag: 2.1 oz
- Cardboard inside: 1.3 oz
- Cardboard outside: 1.2 lbs

WEIGHT PACKAGING - TOTAL

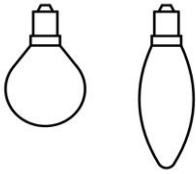
3.7 lbs

NUMBER OF PARCELS

1 pcs.

LIGHT SOURCE:

- Socket: E12 base
- Bulb types recommended:



- Recommended light sources:

Halogen light bulb
- Recommended wattage: 30 W
- Max wattage: 30 W

All fluorescens light bulbs
- Recommended wattage: 9 W
- Max wattage: 13 W

- Max. light out put for above lamps:
450 Lumens ≈ (40 WATT incandescent bulbs)

- All lamps can be fitted with a dimmer - Please contact your local electrician.
- Lightbulb not included

Designed by Robert Dudley Best

CLEANING AND MAINTENANCE

Use a soft damp cloth when cleaning your Bestlite lamp. Do not use household cleaners.

ACCESSORIES

-

ENVIRONMENT

-

TESTS

-

CERTIFICATION AND LABELS

CUL-CERTIFIED



STOCK - BL9M PENDANT

- US voltage: 120 V
- Frequency: 60 Hz
- Supply voltage: AC power ~
- Normally Closed: IP20



Class II / Double insulated



Luminaires accepted for mounting on a flammable base



Mark for Canada and the U.S.

KOMPONENTS

- 02 // Shade Ø21 cm.
- 05 // E12 lamp holder
- 10 // Insulating ring
- 11 // Internal shade ring
- 12 // External shade ring
- 13 // Lamp holder cover
- 39 // Textile covered cord, round
- 52 // Mounting plate
- 53 // Ceiling cup
- 54 // Screw for ceiling cup
- 55 // Cord tube
- 56 // Screw for cord tube
- 59 // Pendant tube

MATERIAL

Shade and base: Powder coated aluminium
Lamp and ceiling cup: Chromed steel
Textile covered cord

INSTALLATION INSTRUCTIONS

Instructions document: No. 10-20-007.

Technical information:
Light sources: CAUTION: TO REDUCE THE RISK OF FIRE, USE MAX. 80W and BL9M 40 WATT INCANDESCENT, E12, type a bulb. 120V 60Hz AC ONLY. Alternatively max. 30W halogen bulb.
BL9L 75W INCANDESCENT, E24, type a bulb. 120V 60Hz AC ONLY. Alternatively max. 30W halogen bulb.
BL9XL 150W INCANDESCENT, E24, type a bulb. 120V 60Hz AC ONLY. Alternatively max. 150W halogen bulb.
Turn power off when changing light bulb.
The lamp is not approved for outdoor use or use in damp/wet rooms.

Some advice on cleaning your Bestlite:
Powder coated parts – base/bracket and shade:
Wipe the parts with a damp cloth soaked in warm water and a bit of mild detergent.
Chrome plated parts:
Wipe the lamp with a damp cloth and wipe dry to bring up luster. If the surface is sticky use a metal polish made especially for chromium or other soft metals. Use only soft cloth for wiping and polishing, never sponges or steel wool. Do not use abrasive household cleaners. Do not use acidic or alkaline cleaning materials, glass cleaner or household ammonia.

001-093cc

BESTLITE
BY GUBI

BESTLITE • GUBI, Klubiensvej 7-9, DK-2150, Nordhavn, Denmark • www.gubi.com

Dear Bestlite customer,
Congratulations on your Bestlite!
You have chosen a genuine design classic, which has been in continuous production for more than 75 years.
On the other side of this leaflet you will find some useful instructions for the use of your Bestlite.
Should you have any questions, please feel free to e-mail us at gubi@gubi.com or visit us at www.gubi.com.
Best regards,
Bestlite

When attaching pendant to ceiling box

- 1: Shade
- 2: Gasket
- 3: Internal ring
- 4: Light bulb

Loosen screws on the stem and canopy and pull canopy down.

When attaching pendant to ceiling box

- 1: Shorten cable to appropriate length and fasten screw on the stem.
- 2: Connect wires to power cables. Beware: Green to ground.
- 3: Fasten screws to ceiling box
- 4: Push canopy up and tighten set screw (see 5. on opposite page.)

When attaching pendant directly to ceiling

- 1: Shorten cable to appropriate length and fasten screw on the stem.
- 2: Attach canopy holder to ceiling with screws.
- 3: Push canopy up and tighten set screw.
- 4: Connect wires to power cables. Beware: Green to ground.

BESTLITE BL9S // PENDANT, US MODEL

BESTLITE COLLECTION

Designed by Robert Dudley Best

PRODUCT



COLOURS



// Black / Chrome



// Off-White / Chrome



// White / Chrome

DESCRIPTION

Bestlite has been in continuous production since 1930. Robert Dudley Best created Bestlite design. He was highly influenced by the Bauhaus. In the past 80 years, people Appreciated the lamps and it decorates many homes, hotels and restaurants worldwide. Loved by architects, designers and design aficionados throughout its 80-year history, today, Bestlite enjoys global iconic status.

VERSION - BESTLITE PENDANT LAMP BL9S

Shade: Black, White or Off-White - Powder coated aluminium
Lamp and ceiling cup: Chromed steel
Textile covered cord

Colour codes are indicative.

- Fabric wire - Black:
 - Black / White inside // RAL 9005 / RAL 9003 // Gloss level 15 / Gloss level 20
- Fabric wire - Off-White:
 - Off-White / White inside // RAL 1015 / RAL 9003 // Gloss level 20 / Gloss level 20
- Fabric wire - White:
 - White / White inside // RAL 9003 / RAL 9003 // Gloss level 15 / Gloss level 20

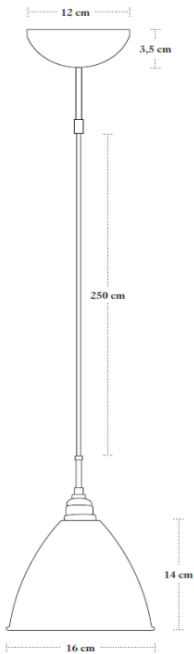
Please contact us for other colours or finishes.

VERSION

Order item - look for part number in the pricelist.

Series contains the following:

BL9S, BL9M, BL9L, BL9XL



FACTS

MEASUREMENT - L X W X H inches

Lamp rosette height: 1.4 inches
Lamp rosette diameter: 4.7 inches
Shade height: 5.5 inches
Shade diameter: 6.3 inches
Cord - exposed out of lamp: App. 78 inches

WEIGHT ITEM - LAMP INCL. WIRE

1 lbs

PACKAGING TYPE

Cardboard box

PACKAGING MEASUREMENT - L X W X H inches

L:10.2 x W:11 x H:7.9 inches

WEIGHT PACKAGING - MATERIAL TYPE

- Paper Egg crate: 11 oz
- PE polybag: 2.1 oz
- Umbraco key: 0.04 oz
- PE polybag: 0.04 oz
- Cardboard inside: 1 oz
- Cardboard outside: 7.3 oz

WEIGHT PACKAGING - TOTAL

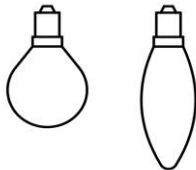
2.3 lbs

NUMBER OF PARCELS

1 pcs.

LIGHT SOURCE:

- Socket: E12 base
- Bulb types recommended:



- Recommended light sources:

Halogen light bulb
- Recommended wattage: 30 W
- Max wattage: 30 W

All fluorescens light bulbs
- Recommended wattage: 9 W
- Max wattage: 13 W

- Max. light out put for above lamps:
450 Lumens ≈ (40 WATT incandescent bulbs)

- All lamps can be fitted with a dimmer - Please contact your local electrician.
- Lightbulb not included

BESTLITE BL9S // PENDANT, US MODEL

BESTLITE COLLECTION

Designed by Robert Dudley Best
CLEANING AND MAINTENANCE

Use a soft damp cloth when cleaning your Bestlite lamp. Do not use household cleaners.

ACCESSORIES

-

ENVIRONMENT


-

TESTS

-

CERTIFICATION AND LABELS

CUL-CERTIFIED



STANDARD

STOCK - BL9S PENDANT

- US voltage: 120 V
- Frequency: 60 Hz
- Supply voltage: AC power ~
- Normally Closed: IP20



Class II / Double insulated



Luminaires accepted for mounting on a flammable base



Mark for Canada and the U.S.

KOMPONENTS

- 01 // Shade Ø16 cm.
- 05 // E12 lamp holder
- 10 // Insulating ring
- 11 // Internal shade ring
- 12 // External shade ring
- 13 // Lamp holder cover
- 39 // Textile covered cord, round
- 52 // Mounting plate
- 53 // Ceiling cup
- 54 // Screw for ceiling cup
- 55 // Cord tube
- 56 // Screw for cord tube
- 59 // Pendant tube

MATERIAL

Shade and base: Powder coated aluminium
Lamp and ceiling cup: Chromed steel
Textile covered cord

INSTALLATION INSTRUCTIONS

Instructions document: No. 10-20-007

Technical information:
Light sources: CAUTION! TO REDUCE THE RISK OF FIRE, USE MAX. BL9S and BL9M: 40 WATT INCANDESCENT, E12, type b bulb: 120V 60Hz AC ONLY.
Alternatively max. 30W halogen bulb.
BL9L: 75W INCANDESCENT, E26, type a bulb: 120V 60Hz AC ONLY.
Alternatively max. 52W halogen bulb.
BL9XL: 150W INCANDESCENT, E26, type a bulb: 120V 60Hz AC ONLY.
Alternatively max. 105W halogen bulb.
Turn power off when changing light bulb.
The lamp is not approved for outdoor use or use in damp/wet rooms.

Some advice on cleaning your Bestlite:
Powder coated parts – base/bracket and shade:
Wipe the parts with a damp cloth soaked in warm water and a bit of mild detergent.
Chrome plated parts:
Wipe the lamp with a damp cloth and wipe dry to bring up luster.
If the surface is shiny use a metal polish made especially for chromium or other soft metals.
Use only soft cloth for wiping and polishing; never sponges or steel wool.
Do not use abrasive household cleaners.
Do not use acidic or alkaline cleaning materials, glass cleaner or household ammonia.

001 093xx

BESTLITE
BY GUBI

Dear Bestlite customer,
Congratulations on your Bestlite!
You have chosen a genuine design classic, which has been in continuous production for more than 75 years.
On the other side of this leaflet you will find some useful instructions for the use of your Bestlite.
Should you have any questions, please feel free to e-mail us at gubi@gubi.com or visit us at www.gubi.com.

Best regards,
Bestlite

1: Shade
2: Gasket
3: Internal ring
4: Light bulb

Loosen screws on the stem and canopy and pull canopy down.

When attaching pendant to ceiling box

1: Shorten cable to appropriate length and fasten screw on the stem.
2: Connect wires to power cables. Beware: Green to ground.
3: Fasten screws to ceiling box.
4: Push canopy up and tighten set screw (see 3. on opposite page).

When attaching pendant directly to ceiling

1: Shorten cable to appropriate length and fasten screw on the stem.
2: Attach canopy holder to ceiling with screws.
3: Push canopy up and tighten set screw.
4: Connect wires to power cables. Beware: Green to ground.

10-20-007-01 Mounting instr BL 9S-M-L-XL US