



**BEN
SEN**



Bensen

Bensen is a design and manufacturing group founded in 1981 by Niels Bendtsen. Along with his staff, Bendtsen designs and oversees production of an extensive line of furnishings.

Our philosophy balances simplicity and honesty so that the designs may continue to grow in today's ever changing world.

Designed in Canada, Bensen furniture is made in Italy to the highest standards. The refined and minimalist design is deeply rooted in the passion and tradition of fine Italian craftsmanship. With a focus on elegance and versatility, Bensen furnishings are designed to be adaptable to many different spaces.



1963 - Niels Bendtsen in Park Royal, West Vancouver, Canada

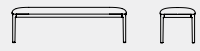
Niels Bendtsen

Niels Bendtsen has been immersed in design and craftsmanship his entire life. From a young age, he worked with his father to produce Scandinavian-influenced furniture, and then went on to study, instruct, and finally design pieces of his own. One of his early designs, the Ribbon Chair (1975), sits in the permanent collection at the MoMA.

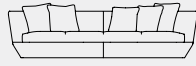
Born in Denmark in 1943, Bendtsen emigrated to Canada in 1951 and opened his first retail store, Danet Interiors (now Inform Interiors) in 1963. In 1981 Bendtsen founded his own manufacturing line, Bensen, to create high-quality pieces that are both affordable and elegant.

Bendtsen has worked as a designer for international companies such as Magis, Montis, Moroso, Starbucks, and FLOS. Bendtsen strives to create pieces that are intelligent: a harmony of design, manufacturing, and function that can adapt with their timeless look.

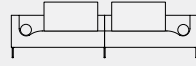
Seating



Able Bench
Page 152 - 153
(After Able Table)



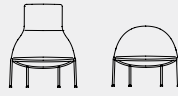
Aura
Page 10 - 13



Canyon
Page 14 - 17



Circa Dining Chair
Page 18 - 19



Circa Lounge Chair
Page 20 - 23



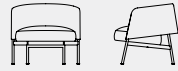
Circa Swivel Chair
Page 24 - 31



Circa Stool
Page 32 - 33



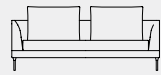
Collar Dining Chair
Page 34 - 37



Collar
Page 38 - 41



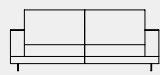
Delta Club Chair
Page 42 - 45



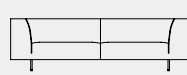
Delta
Page 48 - 51



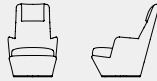
Edward
Page 52 - 55



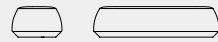
Elle
Page 56 - 59



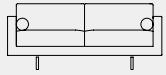
Endless
Page 60 - 63



Hi Turn
Page 66 - 67



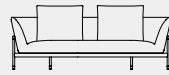
Ile Pouf
Page 68 - 69



Lite
Page 70 - 71



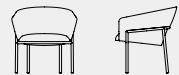
Lo Turn
Page 72 - 75



Loft
Page 76 - 79



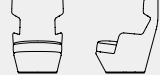
Lotus
Page 82 - 83



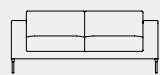
Metro
Page 84 - 85



Morgan
Page 86 - 89



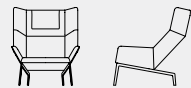
My Turn
Page 90 - 91



Neo
Page 92 - 95



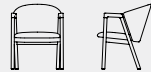
Otto
Page 96 - 97




Park
Page 98 - 99



Pre
Page 102 - 103



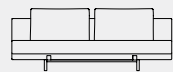
Pub Chair
Page 104 - 105



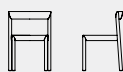
Rarii Bench
Page 166 - 167
(After Rarii Table)



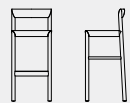
Savoy
Page 106 - 109



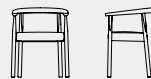
Sleeper
Page 110 - 111



Stax Chair
Page 112 - 115



Stax Stool
Page 116 - 117



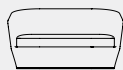
Tokyo Chair
Page 118 - 121



Torii Chair
Page 124 - 125



Torii Stool
Page 126 - 127




U Sofa
Page 128 - 129




U Turn
Page 130 - 131

Sleeping



Everest
Page 134 - 135

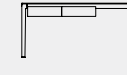


Onto
Page 136 - 139

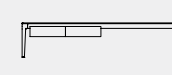
Tables



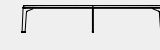
Able
Page 142 - 145



Able Desk
Page 146 - 151



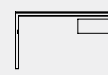
Able Low Console
Page 146 - 151




Area
Page 154 - 157



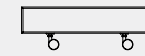
Around
Page 158 - 159



Homework
Page 160 - 161



Rarii Table
Page 164 - 165

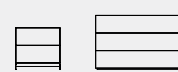


Reflect
Page 168 - 169



Side
Page 170 - 173


Storage



Brix
Page 176 - 177



Into
Page 178 - 181

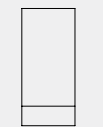


Standard
Page 182 - 183

Accessories



Entree
Page 186 - 187



Lean
Page 188 - 189



Seating



Ile Pouf / Aura / Side Table

Aura & Aura Sectional

Clean and open, Aura invites you into its seat. A perfect sofa for relaxing, the comfort of Aura surrounds you while remaining refined and tailored.

The down seat cushions, clean lines and open arms make Aura the perfect sofa for residential or contract applications.

Aura Sectional is a new and timeless design. Its down seat cushions and clean lines, and open arms make this the perfect sofa for residential or contract applications. Our signature undercut seat provides foot space when entering or exiting the sofa and helps reduce the visual footprint. Creates a comforting tailored appearance.







Canyon

Canyon is characterized by an elegant seat-scoop profile which is designed to hold its down back cushions and bolsters in position.

Various sizes of single-arm and armless pieces can be combined to make an almost infinite number of configurations. Steel under-frames are made with a novel construction technique that allows one piece to be suspended on the other for a cleaner appearance.

Covers are removable for easy cleaning or replacement.







Circa Dining Chair

Simple curves compose the backrest perimeter and waterfall front edge of the Circa dining chair. Finely crafted upholstery augments the graceful form with a tailored appearance. Within the chair are layers of variable density foam and a webbing supported seat ensuring comfort throughout. Numerous base options such as tube, wire or wood compliment the upholstered shape and allow for user customization.






Circa Lounge / Circa Highback Lounge

Circa Lounge Chair

A distinctive arc silhouette defines the sumptuous upholstery of the Circa lounge. The flowing organic shape envelops the body and provides comfort within a small footprint. A responsive webbing seat is concealed within the formed foam and cradles the user. Available in multiple frames and backrest options the highback version implements a geometric headrest and increased upper back support.



Circa Highback Lounge / Side Table





Circa Swivel Chair / Side Table

Circa Swivel Chair

Circa Swivel is a delicate accompaniment that completes any setting. It features highback and lowback options, comes with or without arms, a five-star swivel base, reclining seat, and removable cover.

The Circa with swivel base provides true comfort while maintaining visual lightness. Suitable for both residential and contract settings.











Circa Stool & Side Chair

The low back version of the Circa seat is utilized in three noteworthy products, a bar stool, counter stool and unique side chair. An airy wire frame elevates the generous upholstery shell and integrates a footrest within the two stool structures. Hidden inside the sinuous geometry are layers of quality foam and an integrated webbing seat for uncompromised comfort.





Collar Dining Chair

Featuring the same silhouette as the Collar Lounge, the Collar Dining Chair provides warm comfort.

With a metal base available in a variety of finishes, the Collar Dining Chair is available in all fabrics and leathers from the collection. The enveloping seat is perched on thin metal legs providing an elegant seat for the dining room.







Collar

Our newest addition to the Bensen collection is the Collar, a versatile chair for many occasions.

The crisp perimeter of the backrest wraps you in plush comfort. A generous seat rests within the nook of the back, perched on the supportive linear structure. Multiple foam densities work in tandem, embracing the sitter in the fine upholstery.







Around Table / Delta Club Chair

Delta Club

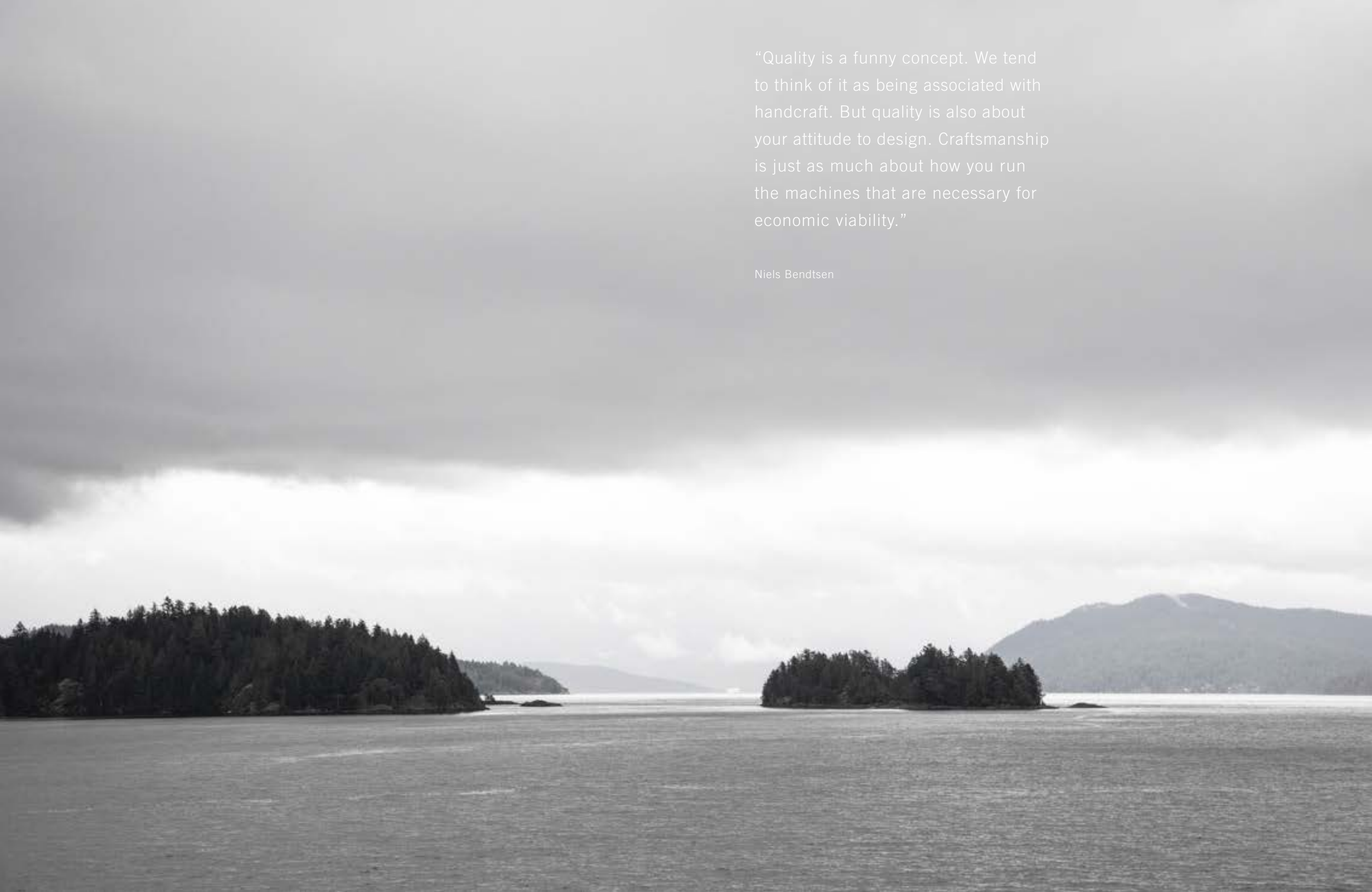
With the same arm profile as the Delta sofa collection, the Delta Club Chair and Delta Club 2 Seater are the perfect compliment to a group setting or sit well on their own.

The comfort of the Delta series is created through multi-layer seat cushions on a webbed frame. The chair is perched on steel legs that are available in a variety of finishes.



Torii Chair / Able Table / Delta Club 2 Seater



A black and white landscape photograph of a coastal area. In the foreground, a large body of water stretches across the frame. In the middle ground, there are several islands and peninsulas covered in dense forest. In the background, a range of mountains is visible under a sky filled with heavy, layered clouds. The overall mood is serene and somewhat somber due to the monochromatic palette.

“Quality is a funny concept. We tend to think of it as being associated with handcraft. But quality is also about your attitude to design. Craftsmanship is just as much about how you run the machines that are necessary for economic viability.”

Niels Bendtsen



Delta

Welcome to Delta. Featuring smooth surfaces and soft, down-filled cushions, the Delta is a fresh and young addition to the Bensen collection.

The comfort of the sofa is created through multi-layer seat cushions on a webbed frame. Large back cushions leave space to play with various toss cushion styles and arrangements. The built-in steel frame allows corner or inset foot placement.

The simplicity and flexibility of Delta beg us to make it our own. Welcome aboard.







Radii Bench / Edward Sectional

Edward & Edward Sectional

Edward is a contemporary reinterpretation of an American mid-century archetype established by designer Edward Wormley and utilizes a number of new production techniques for improved comfort and a more refined profile.

The combination of several down-filled back cushions with a single seat cushion gives an informal and relaxed appearance. The buttoned seat cushion alludes to the Edward's mid-century roots yet its proportions and comfort are decidedly contemporary.







Elle

Elle is all about comfort. Memory foam seating with a downy top. Elle invites us to sit and relax.

The Elle Sofa system is comprised of separate modules that can be ordered in any combination to create sofas and sectionals. Available in two depths where Standard units have a seating depth of 27.5 and Deep units have a seating depth of 35.5.







Side Table / Endless / Side Table

Endless

Endless configurable possibilities with endless comfort. This is the perfect sofa for every day.

Endless is a modular sofa system with endless possibilities. This modular sofa with its infinite configurations has a variety of options for modules, terminal pieces, seat depths, and arm heights.

Endless has a luxurious seat comprised of coils, memory

foam, and fibre which gives an overall effect of a well-proportioned unit floating above the ground. Suitable for both residential and contract spaces.

With a removable cover and legs that act as connectors, the Endless is built to last and enrich any living area, large or small.









Hi Turn

Inspired by the U Turn lounge chair, the Hi Turn is a high-back swivel lounge chair with a discrete circular metal base that rotates smoothly through 360°.

The combination of an internal steel frame, injection molded cold foam, and a soft down seat make for an inviting and comfortable chair with a tailored appearance. All fabric covers are attached by Velcro and are removable for easy cleaning or replacement.





Ile Pouf / Able low Console

Ile Pouf

Ile Poufs and Ottomans are flexible additions to any space. Multi-functional as lounge seating, small tables, or stools.

The Ile series of ottomans share the same under-cut prominent on the U Turn lounge chair.

This detail is not only a visual feature that lightens the look of the piece it also provides foot space making sitting down and standing up much easier. The Ile series offers several

different shapes and sizes comprised of a light core construction capped with layers of engineered foam. Covers are attached by Velcro and are removable for easy cleaning or replacement.





Lite

The Lite balances formal lines with casual seating proportions. The result is a classic sofa that compliments any contemporary space.

The Lite's durability and comfort come from its construction techniques that use exact tolerances. Each sofa is handmade by one of our craftsmen in our factory using premium materials that are carefully sourced. The removable fabric cover allows for cleaning or replacement.





Lo Turn

Lo Turn is a low back swivel armchair that rotates smoothly through 360°. Its inviting open arms are combined with a soft down seat and a trim appearance. Available with or without self-return mechanism.







Loft / Able Table / Lotus

Loft

With a floating frame and elegant legs in either chrome, bronzato, or wood, the Loft sofa is a clean and tailored classic that invites you into its embrace.

Thanks to the exaggerated look of the legs and the simplicity of the integrated seat cushion, this sofa is a great piece to be used both in residential and contract applications. Available in three standard lengths: 180cm, 215cm or 245cm.









Lotus

Lotus is a multi-purpose lounge chair equally appropriate for residential or commercial spaces.

The result of a considered design process and advanced production techniques, its small scale hides a surprisingly spacious and comfortable seat that allows for numerous positions including side sitting.

The molded foam body combines an internal steel frame with

elastic webbing for comfort and support, while expertly sewn covers create a tailored appearance. The nickel plated steel base features an internal return mechanism that centres the chair after sitting.





Metro

Metro is a framed occasional chair that has a light look and feel. The tubular frame supports the cold-foam injected seat and the contrast in materials creates a visually interesting juxtaposition.

With a cold-foam injected seat, available in both fabric and leather, and a frame available in a variety of colours it is highly customizable. The Metro has a distinctly light look and feel with uncompromised comfort and quality.





Morgan

The modern classic Morgan sofa was designed with a single purpose in mind: uncompromised comfort. With a high back, down seat and wooden feet the Morgan is an exceptional place to hide away.

The design subtly combines elements of formal high back sofas with a casual modern attitude creating a sofa that is superbly comfortable and suitable for a broad range of interiors.







My Turn

My Turn is a high wingback swivel lounge chair with a metal base that rotates smoothly through 360°. This inviting chair is a contemporary take on the traditional wingback — relaxing and discreet. Available with or without self-return mechanism.





Neo & Neo Sectional

The Neo collection fuses innovative methods of furniture construction with design simplicity resulting in an enduring sofa with timeless appeal.

The Neo's durability and comfort come from its construction techniques that use exact tolerances. Each sofa is handmade by one of our craftsmen in our factory using premium materials that are carefully sourced. The removable fabric cover allows for cleaning or replacement.







Otto

Conceived as an addition to the Circa Swivel collection, but also can be used as a seat on it's own, the Otto stool is available in two heights. The 42cm version is meant as a footstool, and the 45cm version can be used as a seat. The metal frame is available in a variety of finishes and the upholstered seat is available in all the fabrics and leathers from the collection.





Park

Park is a contemporary wing-back chair designed to be as comfortable as it is beautifully proportioned.

Elegant from all sides, Park is perfect for a wide range of environments including open concept spaces and lounges. The winged seat gives a sense of privacy and seclusion while being generous enough as not to restrict one to a prescribed position. The molded foam body contains an internal steel frame with elastic webbing allowing the whole chair to flex and adapt

to the sitter. Combined with carefully selected foam densities and dimensions, this creates a contemporary chair that is superbly comfortable without the bulk of traditional padding. The upholstered seat sits on a simple precision-made steel base. Expertly sewn and fitted covers create a beautifully tailored appearance. A matching Ottoman complements the aesthetic of the chair.







Pre

The Pre chair is a new take on an old idea. It is modelled on a traditional slipper chair, but it has been integrated into the “turn” series with its 360 degree smooth swivel mechanism and under-cut base. A perfect little chair for any space thanks to its crisp and charming presence.





Pub Chair / U Sofa

Pub

The Pub is a beautifully detailed dining armchair.

Its solid wood frame is complemented by a cold-foam seat and flexible cold-foamed backrest. The chair has removable covers and features self-cleaning upholstery thanks to the space between the seat and backrest which allows crumbs to escape freely.





Area Table / Savoy / Side Table

Savoy

Fall into the layered softness of the Savoy sofa, a luxurious destination in the home.

Resting atop parallel slim legs the tapered backrest supports a plethora of feather cushions that invite you to lounge.

Quality and comfort are top priority and may be readily experienced in the expansive modular series.







Pre / Sleeper / Around / Torii / Homework

Sleeper

The Sleeper is a contemporary sofa that easily converts into a single bed.

Conventional sofa-beds involve complex, heavy systems of springs and levers that require several motions or placements. The result is inadequate spring suspension and poor cushioning that compromises comfort in sleeping or sitting. What differentiates the Sleeper from other sofa-beds is that the fully supported foam seat and back change position in one smooth motion.





Stax

With a balance of traditional woodworking techniques and cutting-edge technology, the Stax chair emerges as a beautiful piece of solid wood furniture. The mitered corners at the chair apex provide a unique aesthetic transition to the gentle curve of the continuous wood grain backrest.

The removable slung seat, available in both fabric and leather, produces an exceptionally comfortable dining chair. A timeless alternative to the seat upholstery is a woven mesh of webbing

that accentuates the simplicity of structure. Multiple chairs can be stacked when not in use for easy storage. Suitable for both residential and contract use.







Stax Stool

Using an amalgam of traditional woodworking techniques and cutting-edge technology, the Stax stool emerges as a beautiful piece of solid wood furniture. The ovoid mitered corners at the stool apex provide a unique aesthetic detail and transition to a gentle curve of the continuous wood grain backrest.

The removable slung seat, available in both fabric and leather, provides an exceptionally comfortable sit. A timeless alternative to the seat upholstery is a durable weave of webbing that

accentuates the simplicity of structure. Suitable for both residential and contract use the stool is available in both bar and counter heights.





Tokyo

Made of solid wood with a removable saddle leather seat, the Tokyo chair nods to traditional Danish and Japanese designs while maintaining an active footing in the present.

A continuous ribbon of shaped solid wood creates the distinctive back and connects to the legs with traditional mortise and tenon construction. The finish is an advanced low build water-based polyurethane that gives the wood a natural open-grain appearance, both smooth to touch yet very durable. The










Torii Chair

Its minimal appearance and simple construction hide a surprising amount of comfort and sturdiness making it suitable for residential and commercial use. Torii is the Japanese name for the characteristic wood entrance arches to Shinto shrines in Japan and translates directly into English as “bird perch”. This motif perfectly describes the chair’s distinct proportions and traditional joinery, as well as the sense of harmony and calm inherent in a design that is beautifully resolved.

Torii is available in White Oak, Black stained Ash, and Walnut with leather or fabric upholstered seat.





Torii Stool

The Torii stool is equally beautiful to look at as it is to sit in. The silhouette of the backrest is inspired by the traditional Shinto shrines of Japan.

The Torii stool, available in bar and counter heights, is part of the Torii seating collection. Like the chair, the design is simple yet sophisticated and defined by its characteristic arched backrest. Its minimal appearance and simple construction hide a surprising amount of comfort and sturdiness.





U Sofa / Around Table

U Sofa

The U Sofa is an expansion of the original U Turn lounge chair. The soft down seat and clean lines make this the perfect two seat sofa for residential or contract applications.

A seat undercut provides foot space when entering or exiting the sofa and helps reduce the visual footprint. An internal steel frame and injection molded foam create engineered comfort within a tailored appearance. All fabric covers are attached by Velcro and are removable for easy cleaning or replacement.





U Turn

U Turn is a modern evolution of the familiar club chair archetype. Its sophisticated form allows it to be used in a wide variety of aesthetic environments from traditional to the most modern and is suitable for contract use.

Its most distinctive visual element is the seat under-cut which provides foot space for greater ease when getting out of the chair. The generously scaled seat, back support, and luxurious

seat cushion achieve superb comfort while occupying a surprisingly small footprint.

U Turns sits upon a discrete circular metal base that rotates smoothly through 360°. An internal steel frame and injection molded foam create engineered comfort within a tailored appearance.





Sleeping




Everest

Everest is a modern upholstered bed defined by its distinct headboard and concealed storage. A sleek tubular steel frame supports any mattress without the need for a box spring and lifts up to reveal a large storage compartment.

The headboard is intentionally tall to provide full head support while sitting up in bed. The gentle wedge shape of the lower half of the headboard offers welcomed lumbar support. This unique design allows for an angled headboard while maintaining

a small footprint suitable for use in small spaces. Available in both Queen and King sizes.





Onto

The Onto is an upholstered bed with a deceptively simple look and many subtle elements inherent in its construction and design.

The sleek profile of the Onto features a tall cushioned headboard that is angled for sitting up in bed. Recessed steel legs at the foot of the bed prevent toe stubbing and castors underneath the headboard allow for easy movement when cleaning or repositioning. The most notable feature of the Onto is the sewn

covers, available in a wide selection of fabrics or leathers, that add warmth, colour, and texture to a bedroom. The tailored covers for the headboard and rails are removable for cleaning or replacement. A cotton headboard protector is also included and is machine-washable.







Tables



Able

The Able collection is a family of tables that offer a variety of solutions as they are available in several sizes and materials. Cast aluminium legs and aluminium rails support tops in wood, marble and Polaris.

This versatility takes the Ables anywhere in the home — dining, living and bedrooms. The thin bevelled edge lends the tables a visual lightness while the aluminium frame gives strength. The frame is available in white or graphite and is extremely light-weight.







Able Desk / Able Low Console

Able Desk & Low Console

With the stalwart Able series table as base the addition of drawers expands the possibilities.

Whether it be an entryway console, writing desk or media console the mobility of storage enables a wide range of individual outcomes.

Simple attachment allows for precise, customized positioning of the drawers which may be added or subtracted at any time.



Able Desk / Tokyo Chair







Able Bench / Able Table / Torii Chair

Able Bench

A versatile bench that can be used alone or in conjunction with one of the Able tables, the Able bench is constructed using cast aluminium legs and aluminium rails that support its upholstered bench.

The frame is available in white and graphite with fabric or leather upholstery and is extremely lightweight. Suitable for both residential and contract use.





Area

A coffee table collection of solid wood planes supported by tapered metal legs the Area is comprised of pleasing details. A bevelled edge follows the perimeter of the rounded wood top making a beautiful surface to add to your living space.

The Area table versatility allows for the perfect configuration to suit your setting with 3 distinct sizes. The substantial wood top is available in either walnut or oak while the slender fin legs are offered in a chrome or bronzato finish.







Around

Around is an elegant side table intended to accompany and compliment all upholstery pieces within the Bensen collection.

The placement of the legs allows the table to overlap low surfaces resulting in a side table that really can be at your side. Produced from solid steel the table structure is finished in a heat-cured paint. The solid wood top expresses the characteristic beauty of the material to stunning effect.





Homework


The Homework desk is an elegant and highly versatile writing desk. Using a unique construction method evolved from traditional trestle tables, notched cabinets that cantilever from the frame appear to float yet result in an extremely sturdy desk.

Available in two sizes, the desk may be ordered with single, double, or file drawers and can be arranged as individual needs determine. Cabinets include integrated cable management compartments large enough to neatly conceal multiple

cables and accessories. The drawers themselves are made of Birch plywood and are equipped with concealed soft-close runners. The file drawer can be easily adjusted for both letter and legal size files.

Homework is precision made with a durable clear glass top, chromed or painted steel legs, and premium veneer or high gloss lacquer.







Rarii Table

Rarii is a solid wood dining table with subtle detailing that lends refinement to its simple appearance.

The design is defined by thin bevelled edges that cleverly flow through radius cuts to blend with the thick legs. This sculptural detail gives visual lightness to the top while emphasizing the mass and durability of the legs. Concealed metal plates provide a seamless and rigid connection between the top and legs. Solid steel support bars inset in the top eliminate any potential for

wood movement. The matte open-grain finish gives the wood a natural appearance yet is velvety smooth to touch and fully protects the wood from moisture and debris. Rarii is available in solid White Oak and American Walnut.





Radii Bench

The Radii benches are an addition to the Radii dining collection, intended as bench seating to match the tables.

Together they create the most essential and simple of dining settings, although they are equally appropriate for use in a hallway, waiting room, gallery, bedroom, or even as coffee tables. The benches feature the same signature detail as the tables — a thin bevelled edge that cleverly flows through radius cuts to blend with the graceful legs. This sculptural detail

gives visual lightness to the top while emphasizing the mass and durability of the bench. The beauty and substantial feel of the thick solid wood material add to the sense of luxury the benches' simplicity impart.





Reflect

The combination of glass and mirrored surfaces creates interesting double reflections and extended perspectives.

Objects can be placed on the top surface or arranged directly on the mirrored bottom panel for striking sculptural and visual effect. Full reflections appear in the mirror while subtle semi-translucent reflections appear on the glass surfaces. Raising the table off the ground on casters and the use of ultra-clear glass exaggerate the visual impact. In use the table can be moved

easily on its high quality casters and has significant storage capacity for books and magazines under the main top surface. The tempered glass materials are highly durable and easy to clean.





Loft / Side Table

Side

A little bit of elegance to add to any setting. The Side tables are subtle pieces that come in a variety of combined finishes.

The Side table tops are available in the four Bensen marbles and mirrored glass (Chrome frame only). The frame is either chromed or finished with a bronzato metal finish.







Storage



Brix

Brix is a modular stacking drawer system that can be arranged in nearly endless configurations. Its versatility stems from its simplicity, resulting in a system that can be adapted, reconfigured, and expanded over time.

The pre-assembled modules are easily combined using simple locking mechanisms to create rigid units that can be stacked to any height and attached horizontally into a seamless unit.





Into

Elevated by four slender metal legs the geometric Into cabinet floats above the floor surface. With generous internal storage a bedside application is ideal although it also serves well as side table.

The minimalist form of the cabinet augments the excellent construction and craftsmanship. Available in a variety of curated finishes the wood surface exemplifies the attention to detail.

Following the top surface grain the texture wraps the edges and cascades down the sides creating a continuous visual effect.








Standard

The Standard console is composed of two drawers, a centre flip-down door, and a platform base. A supporting fin separates the base from the body and makes for flexible storage with a weightless appearance.

Cable management and considerable open storage space makes the Standard console well suited for media components. Standard is offered in a variety of wood veneers.

Solid wood edging and a mitred top edge allow for a sleek handle detail for the centre door while the side drawers are opened from below and feature soft close hardware. The face of the unit is made of a single veneered panel ensuring pattern matching. The supporting fin is produced from steel plate then finished in a heat-cured paint. Each base comes with imbedded levellers allowing for a perfect fit on any floor.





Accessories



Entree

A doubly useful piece, the Entree is the perfect solution for a small space. A simple place to drop keys or mail as well as check yourself before you head out the door. The Entree is available in two sizes and two metal finishes — polished stainless steel and bronzato.





Lean

Lean is a departure from the traditional picture frame mirror. It provides full-length visuals reflecting any image head to toe. It floats off the floor and rests gracefully against the wall at a 5-degree angle. The noticeable separation from the wall gives Lean grace and presence.

The Lean is simple in form, yet its appeal is in the details. The mirrored surface contrasts with the thick wood panel it is affixed to. The lip at the base of the frame that holds the mirror in place







Bensen Italy

Via E. Mattei, 32 Prata di
Pordenone, 33080 Italy

+39 0434 632 688
bensen@bensen.it
bensen.com

Bensen North America

411 Railway Street
Vancouver, BC, Canada
V6A 1A7

+1 604 684 4919
info@bensen.com
bensen.com