




Model Aton · Design by Jens Juul Eilersen

Arm height: 21 ½" · Arm width: 8 ¼" · Total depth (frame): 43" · Seat depth: 20 ¾" · Seat height: 17" · Total height (frame): 25 ¼"



Scale 1:100

All overall dimensions correspond to frame sizes.



Model Aton · Design by Jens Juul Eilersen

Arm height: 21 ½" · Arm width: 8 ¼" · Total depth (frame): 43" · Seat depth: 20 ¾" · Seat height: 17" · Total height (frame): 25¼"



Closing section 36 ¼" x 43"
w. 1 seat cushion (27 ½")



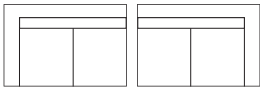
Footstool closing L. + R.
or freestanding
35 ¾" x 27 ½"



Closing section 40 ¼" x 43"
w. 1 seat cushion (31 ½")



Footstool closing L. + R.
or freestanding
39 ¾" x 27 ½"



Closing section 64 ½" x 43"
w. 2 seat cushions (27 ½")



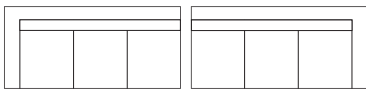
Footstool closing L. + R.
centre or corner placed
or freestanding
43" x 43"



Closing section 72" x 43"
w. 2 seat cushions (31 ½")



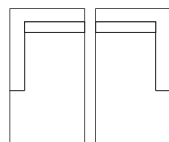
Footstool closing L. + R.
centre or corner placed
or freestanding
55" x 43"



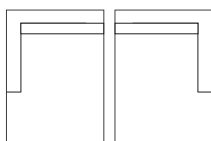
Closing section 92 ¼" x 43"
w. 3 seat cushions (27 ½")



Closing section 104" x 43"
w. 3 seat cushions (31 ½")



Chaise longue 39 ¼" x 70 ½"



Chaise longue 51 ¼" x 70 ½"

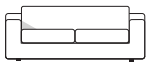
Scale 1:100

All overall dimensions correspond to frame sizes.



Model Aton · Design by Jens Juul Eilersen

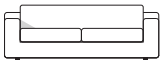
Arm height: 20 ½" · Arm width: 8 ¼" · Total depth (frame): 43" · Seat depth: 20 ¾" · Seat height: 17" · Total height (frame): 23 ½"



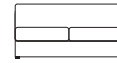
Sofa 72 ½" x 43"
w. 2 seat cushions (27 ½")



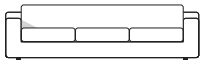
Corner section 43" x 43"
w. 1 seat cushion (35 ½")



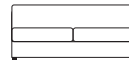
Sofa 80 ¼" x 43"
w. 2 seat cushions (31 ½")



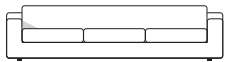
Center section 56" x 43"
w. 2 seat cushions (27 ½")



Sofa 100 ½" x 43"
w. 3 seat cushions (27 ½")



Center section 63 ¾" x 43"
w. 2 seat cushions (31 ½")



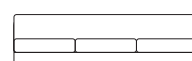
Sofa 112 ¼" x 43"
w. 3 seat cushions (31 ½")



Center section 83 ½" x 43"
w. 3 seat cushions (27 ½")



Sofa sectional 112 ¼" x 43"
w. 3 seat cushions ((31 ½")
(closing section R+L 40 ¼" x 43"
and centre section 32" x 43")



Center section 95 ¾" x 43"
w. 3 seat cushions (31 ½")



Center section 79 ½" x 43"
w. short back
w. 2 seat cushions (27 ½" + 51 ¼")



Center section 87 ½" x 43"
w. short back
w. 2 seat cushions (31 ½" + 55")

Scale 1:100
All overall dimensions correspond to frame sizes.
The drawings are not a detailed expression of how the final furniture appears.



Model Aton · Design by Jens Juul Eilersen

Arm height: 20 ½" · Arm width: 8 ¼" · Total depth (frame): 43" · Seat depth: 20 ¾" · Seat height: 17" · Total height (frame): 23 ½"



Closing section 36 ¼" x 43"
w. 1 seat cushion (27 ½")



Footstool closing L. + R.
or freestanding
35 ¾" x 27 ½"



Closing section 40 ¼" x 43"
w. 1 seat cushion (31 ½")



Footstool closing L. + R.
or freestanding
39 ¾" x 27 ½"




Closing section 64 ½" x 43"
w. 2 seat cushions (27 ½")



Footstool closing L. + R.
centre or corner placed
or freestanding
43" x 43"



Closing section 72" x 43"
w. 2 seat cushions (31 ½")



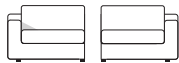
Footstool closing L. + R.
centre or corner placed
or freestanding
55" x 43"



Closing section 92 ¼" x 43"
w. 3 seat cushions (27 ½")



Closing section 104" x 43"
w. 3 seat cushions (31 ½")



Chaise longue 39 ¼" x 70 ½"



Chaise longue 51 ¼" x 70 ½"

Scale 1:100
All overall dimensions correspond to frame sizes.
The drawings are not a detailed expression of how the final furniture appears.