


ADNET COFFEE TABLE // Ø70

ADNET COLLECTION

Designed by Jacques Adnet

PRODUCT



Item no.: 61070-XX
+ style code

COLOURS



// Tan



// Black

DESCRIPTION

The Adnet Coffee Table was originally designed by French Modernist Jacques Adnet (1901 - 1981) in the 1950's. Adnet was always ahead of contemporary trends and became famous for his avant-garde designs and unusual combination of leather, metal and glass. The iconic Adnet Coffee Table exemplifies everything the French architect and interior designer stands for and perfectly merges his Art Deco style with his strong commitment to functionalist principles.

Placed on three soft curved metal legs, elegantly meeting in the heart of the table, the round glass top is edged with a hand-made leather rim and adorned with three gilded brass rings. The timeless design of the Adnet Coffee Table embodies modern materials and superb craftsmanship and adds a distinctive value to any home or professional space.

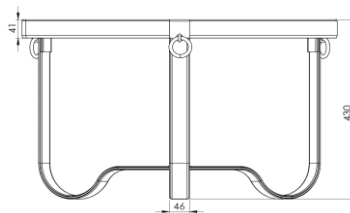
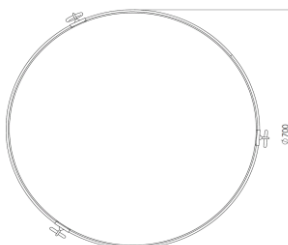
VERSION

- Tan Full Grain aniline leather / Light weight glass
- Black Full Grain aniline leather / Light weight glass

TABLE VERSION

Series contains the following:

Ø70, Ø100



ACCESSORIES

FACTS

MEASUREMENT
H:42 X Ø70 cm

Leather thickness frame 4,5 X two layers: 9 mm
Leather thickness strap: 4,5 mm
Glass (extra light) 2mm

WEIGHT ITEM
22 kg

PACKAGING TYPE
Cardboard box

PACKAGING MEASUREMENT - L X W X H CM
L:74 W:74 H:45 CM

WEIGHT PACKAGING - MATERIAL TYPE

- Delivery note: 10 g
- Certificate: 10 g
- Assembly instructions: 10 g
- Bubble postal bag: 10 g
- PE polybag: 5 g
- Polystyrene EPS foam: 840 g

WEIGHT PACKAGING - TOTAL
4 kg

NUMPER OF PARCELS
1 pcs.

Designed by Jacques Adnet

CLEANING AND MAINTENANCE

For normal cleaning, vacuum or dust frequently with a clean, dry cloth. If leather is soiled, it can be wiped with a damp soft cloth and a lather of any mild soap and a minimum amount of lukewarm water. Do not spot clean leather; clean the entire surface. Wipe clean with a damp cloth and dry with a clean, soft cloth.

For spots and spills, wipe excess liquid immediately with a clean cloth or sponge; let the leather air dry. If further cleaning is necessary, sponge the entire surface with clean, lukewarm water. Let the leather air dry; never use a hair dryer or other heat source to dry leather.

For stubborn spots and stains, apply a mild, nonabrasive soap solution with a clean, wet sponge. Rinse well and let air dry. For butter, oil, or grease, wipe the leather with a clean, dry cloth and let the remainder of the oil dissipate into the leather. Do not apply water or try to wash a grease spot.

Do not use saddle soap, cleaning solvents, oils, furniture polishes, varnishes, abrasive cleaners, detergents, or ammonia on leather; they will ruin the finish, causing it to become sticky and cracked.

ENVIRONMENT

Parts can be separated and sorted for recycling.


INSTALLATION INSTRUCTIONS

ADNET COFFEE TABLE // Ø100

ADNET COLLECTION

Designed by Jacques Adnet

PRODUCT



Item no.: 61070-XX
+ style code

DESCRIPTION

This distinctive, round leather coffee table with equestrian inspired detailing is a perfect example of Adnet's designs at that time. The table is available in either black or brown leather and in two sizes: Ø70 and Ø100 cm.

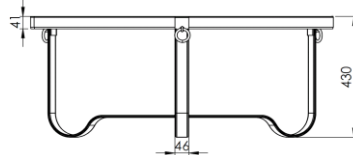
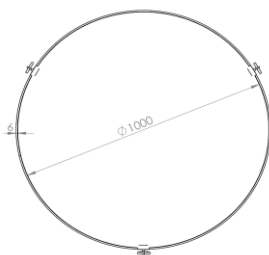
VERSION

- Tan Full Grain aniline leather / Light Weight glass
- Black Full Grain aniline leather / Light weight glass

TABLE VERSION

Series contains the following:

Ø70, Ø100



ACCESSORIES

COLOURS



// Tan



// Black

FACTS

MEASUREMENT

H:42 X Ø100 cm

Leather thickness frame 4,5 X two layers: 9 mm

Leather thickness strap: 4,5 mm

Glass (extra light) 2mm

WEIGHT ITEM

27 kg

PACKAGING TYPE

Cardboard box

PACKAGING MEASUREMENT - L X W X H CM

L:104 W:104 H:45 CM

WEIGHT PACKAGING - MATERIAL TYPE

- Delivery note: 10 g
- Certificate: 10 g
- Assembly instructions: 10 g
- Bubble postal bag: 10 g
- PE polybag: 5 g
- Polystyrene EPS foam: 840 g

WEIGHT PACKAGING - TOTAL

4 kg

NUMPER OF PARCELS

1 pcs.

Designed by Jacques Adnet

CLEANING AND MAINTENANCE

For normal cleaning, vacuum or dust frequently with a clean, dry cloth. If leather is soiled, it can be wiped with a damp soft cloth and a lather of any mild soap and a minimum amount of lukewarm water. Do not spot clean leather; clean the entire surface. Wipe clean with a damp cloth and dry with a clean, soft cloth.

For spots and spills, wipe excess liquid immediately with a clean cloth or sponge; let the leather air dry. If further cleaning is necessary, sponge the entire surface with clean, lukewarm water. Let the leather air dry; never use a hair dryer or other heat source to dry leather.

For stubborn spots and stains, apply a mild, nonabrasive soap solution with a clean, wet sponge. Rinse well and let air dry. For butter, oil, or grease, wipe the leather with a clean, dry cloth and let the remainder of the oil dissipate into the leather. Do not apply water or try to wash a grease spot.

Do not use saddle soap, cleaning solvents, oils, furniture polishes, varnishes, abrasive cleaners, detergents, or ammonia on leather; they will ruin the finish, causing it to become sticky and cracked.

ENVIRONMENT

Parts can be separated and sorted for recycling.

INSTALLATION INSTRUCTIONS