

# MA Series

Grade 1 mortise lever  
and knob locks

The Falcon MA Series delivers the heavy-duty performance of a Grade 1 mortise lock at an affordable price for your office, hospital, education, or other commercial project. MA, as one of Falcon's toughest and most dependable locks, is designed to handle high-traffic, high-abuse applications. And, with generous trim and finish styles, the MA Series makes it easy to match existing or new design choices. Cylinders offered include the Small Format Interchangeable Core cylinders that can be removed quickly for easy, fast re-keying in high turnover environments.

## Features



\*Excludes MA551

## Specifications

# MA Series

### Product specifications

**ANSI/BHMA:** Certified ANSI/BHMA 156.13, Series 1000, Grade 1.

**UL:** Listed 3-hour fire door, A label.

**Functions:** 26 mechanical and 2 electrified (12 or 24 VDC) commercial functions available. See page 46 for details.

**Finishes:** 9 options available. See page 6 for finish color and comparative chart.

**Door thickness:** Standard offering only accepts door thicknesses of 1<sup>3</sup>/<sub>4</sub>" - 1<sup>7</sup>/<sub>8</sub>". If door thickness is between 1<sup>7</sup>/<sub>8</sub>" and 2<sup>1</sup>/<sub>2</sub>" customer must specify thickness.

**Backset:** 2<sup>3</sup>/<sub>4</sub>" only.

**Case:** Cold formed steel, zinc dichromate plated, .090" thick. Optional lead wrapping available.

**Hubs:** Hardened steel.

**Handing:** Right hand is standard; left hand optional. Reversible in the field.

**Cylinders:** Conventional cylinder, drilled with 6-pin chambers, pinned in 5 comes standard. Pinning in 6 chambers available (at no cost) when specified. Optional 7-pin conventional and 6- or 7-pin Small Format Interchangeable Core (SFIC) cylinders. Mortise and cylinder housings and plugs machined from solid brass. Springs are phosphor bronze. Two nickel silver keys furnished standard. Hotel function cylinders available. For details, see price book. SFIC cylinder information on page 8.

**Keyways:** "G" keyway standard on conventional cylinders. "A" keyway standard on SFIC cylinders. Additional options: Falcon, Schlage and many Best and Arrow keyways.

**Bind resistant trim:** Heavy-duty through-bolted inserts clamp the trim on the door assuring proper alignment. Provided with 8-32 screws for strength and thread sealant to prevent loosening.

**Latch bolt:** Two-piece stainless steel, mechanical anti-friction bolt. <sup>3</sup>/<sub>4</sub>" projection.

**Dead bolt:** 1" throw, stainless steel with two <sup>3</sup>/<sub>16</sub>" diameter hardened steel, free-turning, saw-resistant roller.

**Faceplates:** (armored front) 1<sup>1</sup>/<sub>4</sub>" x 8" brass or stainless steel adjustable for door bevel. Reinforced by heavy gauge steel with stabilizing ribs.

**Strike:** Brass or stainless steel. Meets ANSI A115.1 for frame preparation. Strike is non-handed.

**Indicator options:** Occupied/Vacant or Locked/Unlocked.

### Architectural specifications

- Provide mortise locksets that comply with ANSI A156.13, Series 1000, Operational Grade 1 and Security Grade 1 with all standard trims and conventional mortise cylinders.
- Locksets comply with UL10B - neutral pressure and UL10C/UBC 7-2 –positive pressure testing requirements. All locks shall be UL listed for 3 hour fire door.
- Lock case shall be non-handed, reversible without opening the lock case, and shall be manufactured of zinc dichromate plated steel. Lock case shall be interchangeable for knob or lever applications without modifying the chassis, and shall be constructed with a screw configuration that limits access to operating parts.
- Latchbolt shall be 2-piece anti-friction type manufactured from stainless steel, with a standard 2<sup>3</sup>/<sub>4</sub>" backset, a full <sup>3</sup>/<sub>4</sub>" throw and be field reversible. Deadbolt shall have 1" throw and shall be constructed of stainless steel, incorporating two <sup>3</sup>/<sub>16</sub>" diameter security roller pins. All lever designs shall meet the federal ADA and state disability requirements.
- All trim shall be cast, forged, or wrought and through bolted with thread patch coated screws. Lever trim to have individual heavy duty springs for lever return, and independent rotation in both directions. Return to door style levers meets the <sup>1</sup>/<sub>2</sub>" California State Fire Marshall requirement.
- Spindles to be independent, designed to 'break-away' at a maximum of 480 in./lbs. to prevent damage to the lock chassis.
- Provide standard non-handed curved lip strikes.
- Cylinders to be secured by a dual retainer.
- Acceptable manufacturer: Falcon Lock

## Designs and styles

# Lever/knob styles

Cast or forged levers (Avalon, Dane, Quantum, Boardwalk, Broadway, Latitude and Longitude) and wrought brass or stainless levers/knobs (Sutro and Hana), wrought rose and forged or wrought escutcheons are standard. Specify lever/knob style and rose/escutcheon style when ordering.

Avalon (AG/AN)



Boardwalk<sup>1</sup> (BOG/BON)



Broadway<sup>1</sup> (BRG/BRN)




Dane (DG/DN)



Latitude<sup>1</sup> (LTG/LTN)



Longitude<sup>1</sup> (LGG/LGN)



Quantum (QG/QN)



Sutro<sup>2</sup> (SG/SN)



Hana (HG/HN)



1. 630 finish not available with these lever designs.
2. Sutro lever not available in 619, 622 or 643e finishes.

### Abrasive strip levers

Avalon, Dane, Quantum, and Sutro levers are available with an abrasive strip along the inside length of the lever to identify entrances that may be to areas hazardous to the handicapped. To order, preface the design code with a 6 (example: 6DG for Dane Gala). Not available on 613 finish as abrasive strip will not hold. Knurling option is also available for these same levers using an 8 prefix.

### Finishes

**Levers:** available in BHMA 605, 606, 613, 619, 622, 625, 626, 630, and 643e.

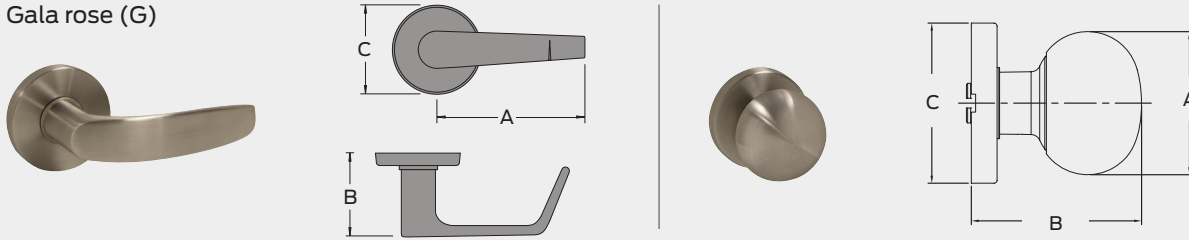
**Knobs:** available in BHMA 619, 622, and 643e. See page 6 for finish color and comparative chart.

**Mortise and rim cylinder housings:** available in 605, 606, 613, 619, 622, 626, 629, 630, and 643e.

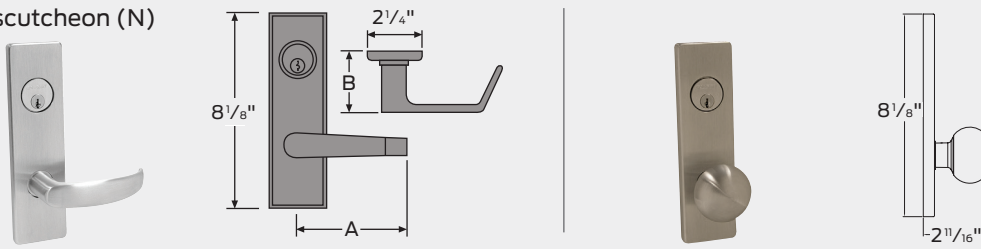
Designs and styles

# Trim styles

Gala rose (G)



Napa escutcheon (N)



### Lever dimensions chart

Lever	A - width	B - projection	Escutcheon	
			Gala (G)	Napa (N)
Avalon (A)	4 1/2"	2 5/8"	2 9/16"	8 1/8"H x 2 1/4"W
Boardwalk (BO)	5 1/16"	2 3/4"	2 9/16"	
Broadway (BR)	5 1/16"	2 3/4"	2 9/16"	
Dane (D)	4 9/16"	2 1/2"	2 9/16"	
Latitude (LT)	4 13/16"	2 11/16"	2 9/16"	
Longitude (LG)	4 13/16"	2 11/16"	2 9/16"	
Quantum (Q)	4 5/8"	2 11/16"	2 9/16"	
Sutro (S)	4 7/8"	2 7/8"	2 9/16"	

Note: Return to door meets 1/2" requirement for Dane, Quantum, Boardwalk and Longitude and Sutro levers.  
Specify both lever and rose or escutcheon when ordering. Example: Avalon-Gala specify as AG; Latitude-Napa specify as LTN; Sutro-Gala specify as SG.

### Knob dimensions chart

Knob	A - width	B - projection	Escutcheon	
			Gala (G)	Napa (N)
Hana (H)	2 1/4"	2 11/16"	2 9/16"	8 1/8"H x 2 1/4"W










Note: Specify both knob and rose or escutcheon when ordering.  
Example: Hana-Gala specify as HG; Hana-Napa specify as HN.

## Functions

To order Falcon MA Series locksets, please consult page 7 for ordering information and assistance.

 Indicates interchangeable core available.

 Indicates indicator trim available.

Catalog number	ANSI	Function outside/inside	Name	Description
MA101	F 01		Passage/closet latchset	Latch bolt operated by knob/lever from either side at all times. Inside knob/lever always free for immediate egress.
MA161	F 31		Connecting room/exit lock	Latch bolt operated by knob/lever from inside. No trim outside. Auxiliary dead latch.
MA301	F 02		Privacy lock	Latch bolt operated by knob/lever from either side. Dead bolt operated by turn from inside and by emergency release from outside.
MA311	F 19		Privacy, bedroom or bath lock with inside lever release	Latch bolt operated by knob/lever from either side. Dead bolt operated by turn from inside and emergency release from outside. Operating inside knob/lever retracts both bolts. Inside knob/lever always free for immediate egress.
MA321	F 22		Privacy lock with no entry lockout	Latch bolt operated by knob/lever from either side except when outside knob/lever is locked by inside turn. Operating inside knob/lever, closing door or operating outside emergency release unlocks outside knob/lever. Inside knob/lever always free for immediate egress.
MA371*	F 14		Store door lock	Latch bolt operated by knob/lever from either side. Dead bolt operated by key from either side.
MA381	F 09		Apartment exit lock	Latch bolt operated by knob/lever from either side, except when outside knob/lever is locked by key from inside. When outside knob/lever is locked, latch bolt is retracted by key from outside or by operating inside lever. Auxiliary dead latch. Inside knob/lever always free for immediate egress.
MA411*	F 30		Asylum lock	Latch bolt operated by key from either side. Both knobs/levers always inoperative. Auxiliary dead latch.
MA431	F 34		Security lock with deadbolt	Latch bolt operated by knob/lever from either side except when outside knob/lever is locked from inside or outside by key. Dead bolt retracted by key from inside or outside. Operating inside knob/lever retracts both bolts and unlocks outside. Latch bolt dead locked when dead bolt is thrown. Inside knob/lever always free for immediate egress.






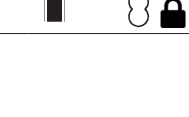



\*Caution: Double cylinder locks on residences and any door, in any structure, which is used for egress are a life safety hazard in times of emergency and their use is not recommended. Installation should be in accordance with existing codes only.

## Functions

To order Falcon MA Series locksets, please consult page 7 for ordering information and assistance.

 Indicates interchangeable core available.


 Indicates indicator trim available.

Catalog number	ANSI	Function outside/inside	Name	Description
MA441	F 32		Classroom security lock	Latch bolt operated by knob/lever from either side except when outside knob/lever is locked from inside or outside by key. When outside knob/lever is locked, latch bolt is retracted by key from inside or outside or by operating inside knob/lever. Auxiliary dead latch. Inside knob/lever always free for immediate egress.
MA451	F 15		Hotel guest lock	Latch bolt operated by key from outside or by operating inside knob/lever. Outside knob/lever is always inoperative. Dead bolt projected by turn from inside and all keys except emergency key are shut out. Operating inside knob/lever retracts both bolts. Auxiliary dead latch. Inside knob/lever always free for immediate egress.
MA521	F 04		Entry/office lock with button lockout	Latch bolt operated by knob/lever from either side except when outside knob/lever is made inoperative by buttons in face. When outside knob/lever is locked, latch bolt is retracted by key from outside or by operating inside knob/lever. Auxiliary dead latch. Outside knob/lever is unlocked by button on face. Inside knob/lever always free for immediate egress.
MA531	F 12/ F 20		Apartment corridor lock	Latch bolt operated by knob/lever from either side, except when outside knob/lever is made inoperative by buttons in face. Dead bolt operated by key outside or turn inside. Key outside operates both bolts. Operating inside knob/lever retracts both bolts and outside remains locked. Latch bolt is deadlocked when outside knob/lever is made inoperative or when the dead bolt is projected. When dead bolt is retracted, knob/lever is unlocked by buttons in face. Inside knob/lever always free for immediate egress.
MA541*	F 21		Entry or office lock	Latch bolt operated by knob/lever from either side. Dead bolt operated by key from outside or turn from inside.
MA551	F 06		Holdback lock	Latch bolt operated by lever from either side except when outside lever is locked from outside by key. Latch bolt can be locked in a retracted position by key. When outside lever is locked, latch bolt is retracted by key from outside or by operating inside lever unless latch bolt has been locked in a retracted position. Auxiliary dead latch. To activate the Holdback Function – from the unlocked position rotate the outside lever/knob to retract the latchbolt. Rotate key 360°. Release lever/knob. To release Holdback Function, rotate key 360° clockwise. Inside knob/lever always free for immediate egress.  Note: Chassis is handed.
MA561	F 05		Classroom lock	Latch bolt operated by knob/lever from either side except when outside knob/lever is locked from outside by key. When outside knob/lever is locked, latch bolt is retracted by key from outside, or by operating inside knob/lever. Auxiliary dead latch deadlocks latchbolt when door is closed. Inside knob/lever always free for immediate exit.
MA571	F 13		Dormitory or exit lock	Latch bolt operated by knob/lever from either side. Dead bolt projected by key from outside and turn from inside. Operating inside knob/lever retracts both bolts and unlocks outside. Inside knob/lever always free for immediate egress.
MA581	F 07		Storeroom lock	Latch bolt operated by key from outside or by operating inside knob/lever. Outside knob/lever is always inoperative. Auxiliary dead latch. Inside knob/lever always free for immediate egress.


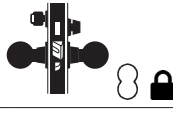






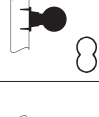
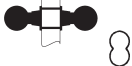
\*Caution: Double cylinder locks on residences and any door, in any structure, which is used for egress are a life safety hazard in times of emergency and their use is not recommended. Installation should be in accordance with existing codes only.

## Functions

To order Falcon MA Series locksets, please consult page 7 for ordering information and assistance.

 Indicates interchangeable core available.

 Indicates indicator trim available.

Catalog number	ANSI	Function outside/inside	Name	Description
MA621	F 08/ F 10		Apartment corridor lock with button lockout	Latch bolt is operated by knob/lever from either side, except when outside knob/lever is made inoperative by buttons in face. Dead bolt is operated by turn inside. Key outside operates both bolts. Outside knob/lever is unlocked by button on face. Inside knob/lever always free for immediate egress.
MA641	NA		Dormitory lock	Latch bolt by knob/lever inside and key outside. Inside knob/lever free. Outside knob/lever rigid. Deadbolt by key outside or T-turn inside. Rotating inside knob/lever retracts both bolts. Deadlocking latch. Inside knob/lever always free for immediate egress.
MA851	NA		Storeroom-fail safe (EL - 12 or 24V DC) (RX option - request to exit)	Latch bolt operated by knob/lever from either side except when outer knob/lever is electrically locked. When outer knob/lever is locked, latch bolt retracted by key in cylinder outside. Deadlocking latch. Inside knob/lever always free for immediate egress. <small>Note: Specify 12V or 24V DC.</small>
MA881	NA		Storeroom-fail secure (EU - 12 or 24V DC) (RX option- request to exit)	Latch bolt operated by knob/lever from inside except when outer knob/lever is electrically unlocked, then latch bolt from either side. When locked, key in cylinder outside retracts latch bolt. Deadlocking latch. Inside knob/lever always free for immediate egress. <small>Note: Specify 12V or 24V DC.</small>
MA911	F 29		Classroom dead lock	Key from outside operates dead bolt. Turn from inside retracts but does not project dead bolt.
MA921	F 18		Outside only deadlock	Dead bolt operated by key from outside only.
MA931*	F 16		Two sided deadlock	Dead bolt operated by key from either side.
MA941	F 17		Deadlock with inside turn	Dead bolt operated by key from outside and by turn from inside.
MA12	NA		Single dummy	Single dummy trim
MA18	NA		Double dummy	Double dummy trim

\*Caution: Double cylinder locks on residences and any door, in any structure, which is used for egress are a life safety hazard in times of emergency and their use is not recommended. Installation should be in accordance with existing codes only.



## Options and accessories

# Trim packages

Both knob and lever trim packages are available to allow complete replacement of inner and outer trim on any lock function. Packages include inside and outside trim, spindle and mounting screws. Please see current price book for more details.

### Trim options



#### Abrasive coated knobs and levers<sup>1</sup>

Knobs and levers are available with abrasive coating to identify entrances to hazardous areas to the handicapped.

#### Knurled levers<sup>1</sup>

Levers are available knurled to identify entrances to hazardous areas to the handicapped.

#### Lead wrapping<sup>1</sup>

MA Series locksets and latchsets are available with lead-wrapping for use on X-ray room doors (or similar situations).

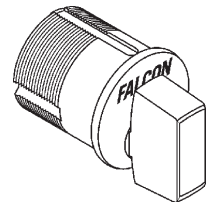
### Strikes

Manufactured from heavy gauge brass or stainless steel. Meets ANSI Standard A115.1 for frame preparation. Strikes are available with various lip lengths.



### Thumb turn/threaded cylinders (sold separately)

Standard thumb turn threaded cylinders for deadbolt operation of MA Series locks may be used in lieu of surface mounted thumb turns. Furnished with A09894-1 cam. Available in length indicated and all MA Series finishes.



Catalog number	Length
973	1 1/8" RH (turns counter-clockwise)
974	1 1/8" LH (turns clockwise)


### Indicators (Available in Gala Rose and Napa Escutcheon)

Two different variations are available to communicate the status of the door on the outside: Occupied/Vacant or Locked/Unlocked. Available in sectional or escutcheon (shown) styles. Please consult the price book for additional details.



### Allegion Connect

Cross-category solution using common interconnect components for electrified options. Available on the MA851 and MA881 functions including all voltage (12 or 24) and RX options.



1. Abrasive, knurling and lead wrap options not available on Latitude, Longitude, Broadway and Boardwalk levers.