


8000 Series

Grade 1 exit device



8000 Series

Grade 1 exit device with deadlocking latch bolts

8000 Series Grade 1 exit devices

- 3** Certification & specifications
- 4** Data & features
- 4** Options
- 5** ANSI functions
- 6** Ordering guide
- 6** Handing

Applications & listings

- 7** Single doors
- 7** Pair of doors with removable mullion
- 7** Pair of doors

Exit devices

- 8** 8300 exit device functions
- 9** 8300 strikes & minimum stile
- 10** 8400 exit device functions
- 11** 8400 strikes & minimum stile
- 13** Trim ordering guide
- 13** Lever & knob styles
- 14** Trim
- 20** Cylinder specifications
- 20** Accessories
- 21** Battery Alarm Option
- 22** Mullions

DORMA USA quality and environmental management systems in Reamstown, PA and Steeleville, IL are certified to ISO 9001:2008 and ISO 14001:2004.



Intertek



Intertek

8000 Series

Certification & specifications

8000 Series exit devices minimize forced entry while offering a low-cost solution to life safety requirements.

Certification

- Certified/listed to ANSI/BHMA 156.3, Grade 1 for exit devices.
- U.L. and C.U.L. listed under their continuing reinspection programs and conforms to standards U.L. 10C positive pressure testing.
- Complies with NFPA 101 life safety code. Fire rated devices comply with NFPA 80 fire doors and windows.
- Devices, trim, pulls, and levers comply with the Americans for Disabilities Act, 1994, and ICC A117.1 for accessible and usable buildings and facilities.
- Contributes to U.S. Green Building Council, LEED MR Credits 2.1, 4.1, 4.2, and 5.1.
- Listed with the California Department of Forestry and Fire Protection, Office of the State Fire Marshal.
- Hurricane code approved to Miami-Dade County Florida acceptance No. 06-912.04.



Specifications

- All exit devices shall be 8000 Series rim, surface vertical rod or surface vertical rod "less bottom rod" devices.
- All device touchbars, rails, and integral parts shall be constructed of solid steel with ABS thermoplastic end caps and covers.
- Non-labeled units to have hex-key dogging standard.
- Fire rated versions shall be available for labeled applications.
- All surface vertical rod devices shall have pullman type latch bolts for the top latch with a round slide bolt bottom latch.
- All units shall offer trim options ranging from no trim, exit only blank trim, entrance by trim when touchbar is dogged, entrance when latch bolt is retracted by key, and entrance by lever set with a key to lock and unlock lever.
- Device touchbar, rail, and rods shall be available with a powder coated finish or base material stainless steel.

Optional specifications

- Non-labeled devices to have cylinder dogging. Mortise cylinder included.
- All surface vertical rod devices to have pullman type bottom latch bolt.
- All surface vertical rod devices to have extended top rod.
- All surface vertical rod devices to be available less bottom rod.
- Devices to have one of the following exit alarm options: battery powered exit alarm, battery powered exit alarm with a four minute reset.
- Devices to use a glass lite shim kit to raise the device from the door surface and avoid glass lite molding.
- All labeled wood or composite door devices must use sex bolts.

Finishes

Exit device finishes

- Aluminum: 689
- Aluminum with SS touchbar: 689 / 630 TB
- Bronze: 691 (dull) or 695 (dark duranodic)
- Black: 693
- Gold: 696
- Clear powder coating: Specify P

Note: Covers and end caps are black ABS thermoplastic.

Trim finishes

- Aluminum: 689
- Bronze: 691 (dull) or 695 (dark duranodic)
- Black: 693
- Chrome: 626 (satin)
- Gold: 696
- Clear powder coating: Specify P

Warranty

For details, refer to **Limited Warranty** on our website at go.dormakaba.com/
Terms-DA

Data & features

8000 Series data & features	Model 8300	Model 8400
U.L. listed for hazard	●	●
U.L. listed for labeled fire doors (prefix F)	●	●
Size A doors 34" – 48" wide	●	●
Size B doors 28" – 36" wide	●	●
Size C doors 22" – 36" wide	●	●
Door height up to 7'	N/A	●
Door height up to 8'	N/A	●
Door height up to 10' (specify ETR)	N/A	●
Door thickness 1-3/4" to 2-1/4"	●	●
Device non-handed	●	N/A
Device handed but field-reversible	N/A	●
Rigid trim (specify suffix R)	●	●
Hex key dogging (nonfire-rated units only)	●	●
Cylinder dogging (nonfire-rated units only)	●	●
Round bottom slide bolt (default -)	N/A	●
Deadlocking pullman type bottom latch bolt (specify P)	N/A	●
Less bottom rod (specify LB)	N/A	●
Glass lite shim kit (specify GK8000)	●	●
Sex nuts (specify SNB/quantity)	●	●
Hurricane code rated (specify HC)	●	●

● – Standard feature ○ – Optional feature N/A – Not applicable

Options

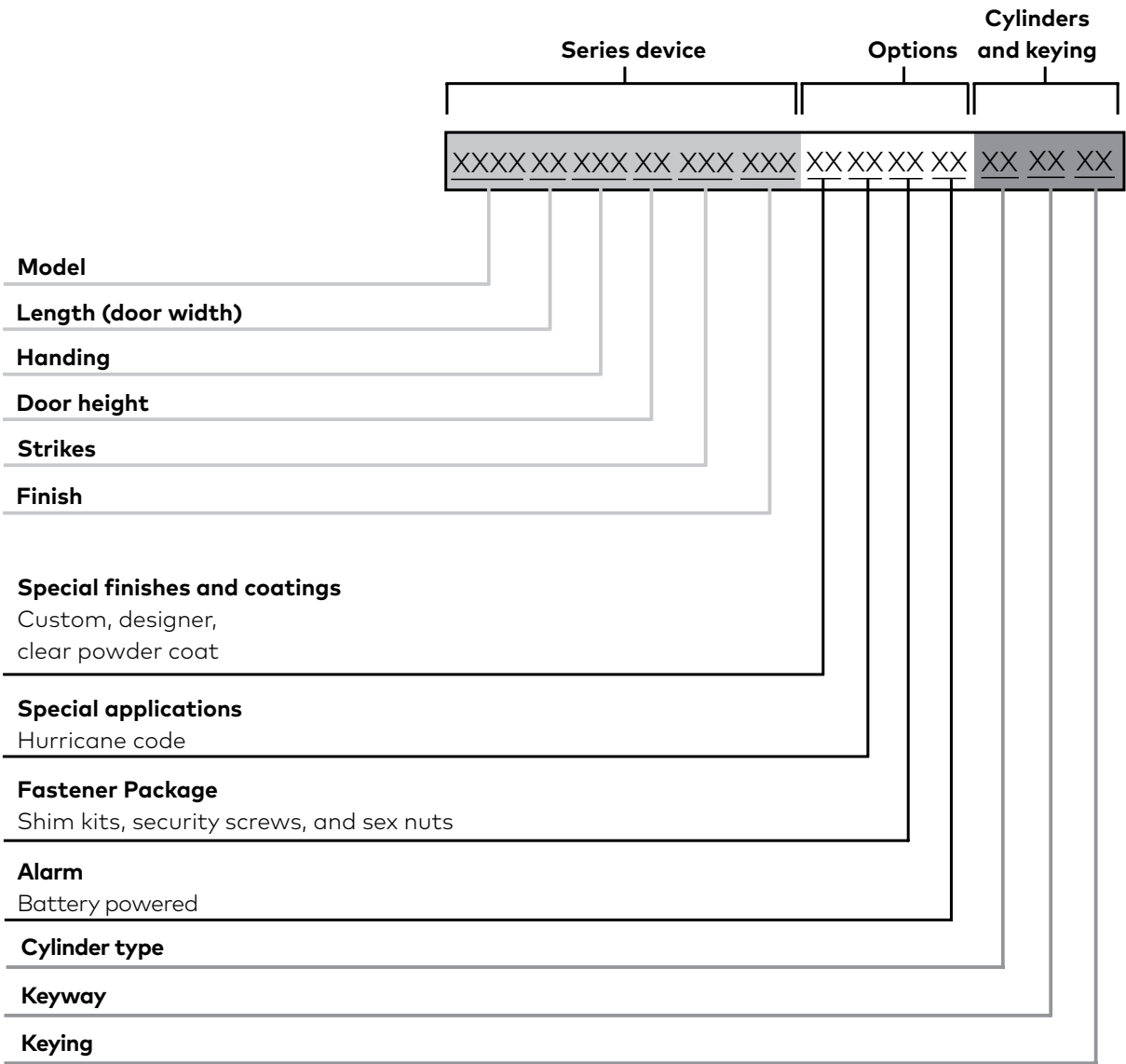
BA	Battery powered exit alarm
BAR	Battery powered exit alarm, (4) minute reset
CD	Cylinder dogging
ETR	Top rod extension (8400)
GK8000	Glass lite shim kit
LB	Less bottom rod (8400)
P	Pullman bottom latch, vertical rod only (8400)
SNB	Sex nuts, specify quantity
R	Rigid trim
HC	Hurricane code rated

ANSI functions

ANSI function	Function description	Type 1 rim exit device	Type 2 surface vertical rod exit device
01	Exit Only – No Trim.	8300 or F8300	8400 or F8400
02	Entrance by trim when actuating bar is locked down.	8300 x (trim) 8PDT / 8P02 / 8ODTP 8R02R / 8C02R PTS02 / PRS02	8400 x (trim) 8PDT / 8P02 / 8ODTP 8R02R / 8C02R PTS02 / PRS02
03	Entrance by trim when latch bolt is retracted by key. Key removable only when locked.	8300 or F8300 x (trim) 8P02 / 8O03 / 8P03 / 8O03P 8HK03 / 8HK03J / 8HR03 / 8HR03J / 8HC03 / 8HC03J / 8HG03 / 8HG03J 8K03 / 8K03J / 8R03 / 8R03J / 8C03 / 8C03J / 8G03 / 8G03J NPS03 / PTS03 / PRS03	8400 or F8400 x (trim) 8P02 / 8O03 / 8P03 / 8O03P 8HK03 / 8HK03J / 8HR03 / 8HR03J / 8HC03 / 8HC03J / 8HG03 / 8HG03J 8K03 / 8K03J / 8R03 / 8R03J / 8C03 / 8C03J / 8G03 / 8G03J NPS03 / PTS03 / PRS03
05	Entrance by thumbpiece. Key locks or unlocks thumbpiece.	8300 or F8300 x (trim) HTS05 / HRS05	8400 or F8400 x (trim) HTT05 / HRT05
06	Entrance by thumbpiece only when released by key. Key removable only when locked.	8300 or F8300 x (trim) HTS06 / HRS06	8400 or F8400 x (trim) HTT06 / HRT06
08	Entrance by lever or knob. Key locks or unlocks knob or lever.	8300 or F8300 x (trim) 8HK08 / 8HK08J / 8HR08 / 8HR08J / 8HC08 / 8HC08J / 8HG08 / 8HG08J 8K08 / 8K08J / 8R08 / 8R08J / 8C08 / 8C08J / 8G08 / 8G08J	8400 or F8400 x (trim) 8HK08 / 8HK08J / 8HR08 / 8HR08J / 8HC08 / 8HC08J / 8HG08 / 8HG08J 8K08 / 8K08J / 8R08 / 8R08J / 8C08 / 8C08J / 8G08 / 8G08J
09	Entrance by lever or knob when unlocked by key. Key removable when locked.	8300 or F8300 x (trim) 8HK09 / 8HK09J / 8HR09 / 8HR09J / 8HC09 / 8HC09J / 8HG09 / 8HG09J	8400 or F8400 x (trim) 8HK09 / 8HK09J / 8HR09 / 8HR09J / 8HC09 / 8HC09J / 8HG09 / 8HG09J
22	Entrance by thumbpiece (no cylinder). Trim always active.	8300 or F8300 x (trim) HTS22 / HRS22	8400 or F8400 x (trim) HTS22 / HRS22
23	Entrance by lever or knob (no cylinder). Trim always active.	8300 or F8300 x (trim) 8HK23 / 8HK23J / 8HR23 / 8HR23J / 8HC23 / 8HC23J / 8HG23 / 8HG23J 8R23 / 8C23 / 8K23 / 8G23	8400 or F8400 x (trim) 8HK23 / 8HK23J / 8HR23 / 8HR23J / 8HC23 / 8HC23J / 8HG23 / 8HG23J 8R23 / 8C23 / 8K23 / 8G23

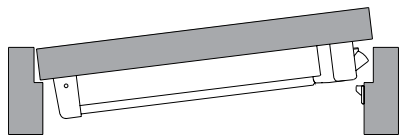
Ordering guide

How to order 8000 Series exit devices



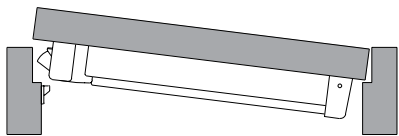
Handing

Right-hand reverse bevel (RHR)
Outside




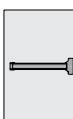

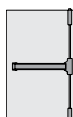

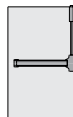

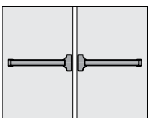



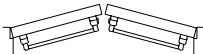
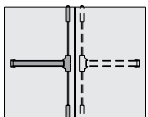


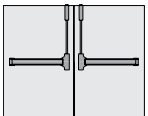

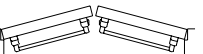
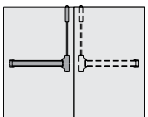


Push side

Left-hand reverse bevel (LHR)
Outside



Push side

Applications & listings

Model		Door material	Max. door opening	 Door ratings	Applications	
Single doors						
Rim 8300		Wood/steel	4' x 8'	Devices are panic listed only	Surface applied (1) point latching	
Rim F8300		Steel	4' x 8'	3 hour		
		Wood	4' x 8'	1-1/2 hour		
Surface vertical rod 8400		Wood/Steel	4' x 10'	Devices are panic listed only	Surface applied (2) point latching	
Surface vertical rod F8400		Steel	4' x 10'	3 hour		
		Wood	4' x 10'	1-1/2 hour ³		
Surface vertical rod (less bottom rod) 8400 LB		Wood/Steel	4' x 10'	Devices are panic listed only	Surface applied (1) point latching	
Surface vertical rod (less bottom rod) F8400 LB		Steel	4' x 10'	3 hour		
		Wood	4' x 10'	1-1/2 hour ³		
Pair of doors with removable mullion						
Rim x rim 8300 x 8300		Wood/Steel	8' x 8'	Devices are panic listed only	(2) independent active doors with removable mullion	
Rim x rim F8300 x F8300		Steel	8' x 8'	3 hour	(1) point latching	
		Wood	8' x 8'	1-1/2 hour		
Pair of doors						
NOTE: A pair of doors using a rim x surface vertical rod are panic listed only for an 8' x 8' maximum opening.						
Surface vertical rod 8400 x 8400		Wood/steel	8' x 10'	Devices are panic listed only	(2) independent doors with (2) point latching	
Surface vertical rod F8400 x F8400		Steel	8' x 10'	1-1/2 Hour ²		
		Wood	8' x 8'	1-1/2 Hour		
		Wood	8' x 10'	1-1/2 Hour ³	(swing same direction)	
Surface vertical rod 8400 x 8400		Wood/steel	8' x 10'	Devices are panic listed only	(2) independent doors with (2) point latching	
Surface vertical rod F8400 x F8400		Steel	8' x 10'	3 Hour		
		Wood	8' x 8'	1-1/2 hour		
		Wood	8' x 10'	1-1/2 hour ³	(swing opposite direction)	
Surface vertical rod (less bottom rod) 8400 LB x 8400 LB		Wood/steel	8' x 10'	Devices are panic listed only	(2) independent doors with (1) point latching	
Surface vertical rod (less bottom rod) F8400 LB x F8400 LB		Steel	8' x 10'	1-1/2 hour ^{1,2}		
		Wood	8' x 10'	1-1/2 hour ^{1,3}		(swing same direction)
Surface vertical rod (less bottom rod) 8400 LB x 8400 LB		Wood/steel	8' x 10'	Devices are panic listed only	(2) independent doors with (1) point latching	
Surface vertical rod (less bottom rod) F8400 LB x F8400 LB		Steel	8' x 10'	3 hour ¹		
		Wood	8' x 10'	1-1/2 hour ^{1,3}		(swing opposite direction)

1. Fire rated pairs using **Less Bottom Rod** devices require the supplied door popper. With the absence of bottom rods, the popper holds the bottoms of the doors together in the event of fire.

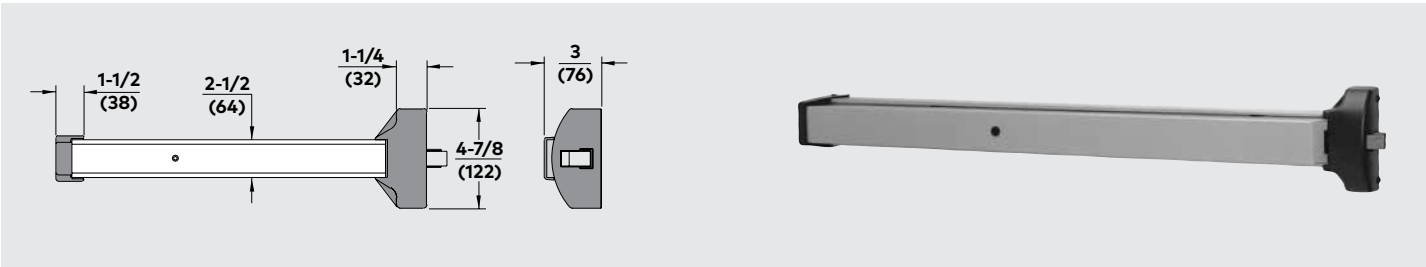
2. Pairs of doors swinging in the same direction cannot use two vertical rod exit devices with an overlapping astragal. Pairs of doors rated greater than 1-1/2 hours require a steel overlapping astragal. Currently, no door manufacturers offer over 90 min. with doors swinging in the same direction.

3. Consult wood door manufacturers for current U.L. listings.

8300 exit device functions

Model	Function	Operation	Trim					
8300 F8300	01	Exit Only (no trim)						
8300 F8300	DT	Dummy Trim	8ODT NPSDT 8HDT					
8300	02	Entrance by trim when actuating bar is locked down.	8P02 8ODTP	8PDT	PRS02 PRT02	8x02R		
8300 F8300	03	Entrance by trim when latch bolt is retracted by key. Key removable only when locked.	8P02 8O03P	8O03 8P03	NPS03 PRS03 PTS03	8Hx03 8Hx03J	8K03 8K03J	8x03 8x03J
8300 F8300	05	Entrance by thumbpiece. Key locks or unlocks thumbpiece.	HRS05 HTS05					
8300 F8300	06	Entrance by thumbpiece only when released by key. Key removable only when locked.	HRS06 HTS06					
8300 F8300	08	Entrance by lever or knob. Key locks or unlocks lever or knob.	8Hx08 8Hx08J					
8300 F8300	09	Entrance by lever or knob when unlocked by key. Key removable only when locked.	8Hx09 8Hx09J					
8300	22	Entrance by thumbpiece (no cylinder). Trim always active.	HRS22 HTS22					
8300 F8300	23	Entrance by lever or knob (no cylinder). Lever or knob always active.	8Hx23 8K23 8x23					

Note: Where x appears above, x = lever style. See page 13 for details.

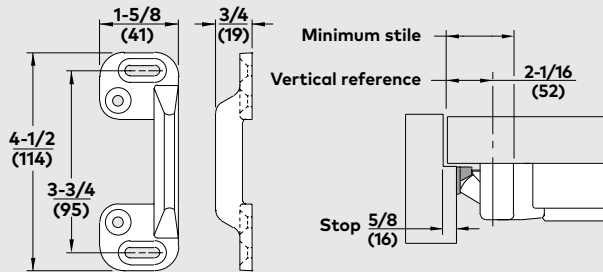


8300 strikes & minimum stile

8300 strike

No. - (standard)

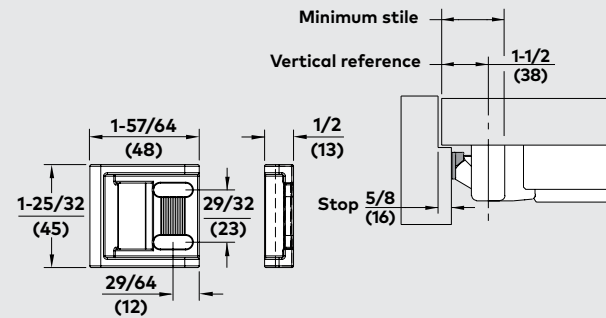
Standard strike with 8300 and F8300



Trim	*Minimum stile
No trim, 8P02	4 (102)
8PDT, 8P03	4 (102)
8ODT, 8ODTP, 8O03, 8O03P	4-1/2 (114)
8x, 8Hx	4-7/16 (113)

No. B (optional)

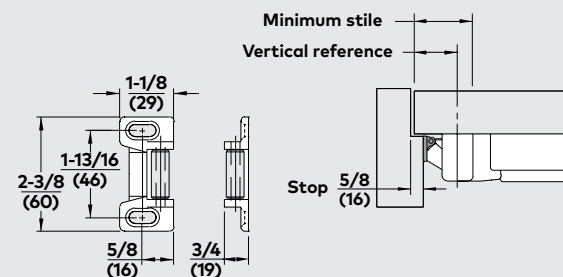
Box strike with 8300



Trim	*Minimum stile
No trim, 8P02	3-13/16 (97)
8PDT, 8P03	4-1/8 (105)
8ODT, 8ODTP, 8O03, 8O03P	4-7/16 (113)
8x, 8Hx	4-1/4 (108)

No. R (optional)

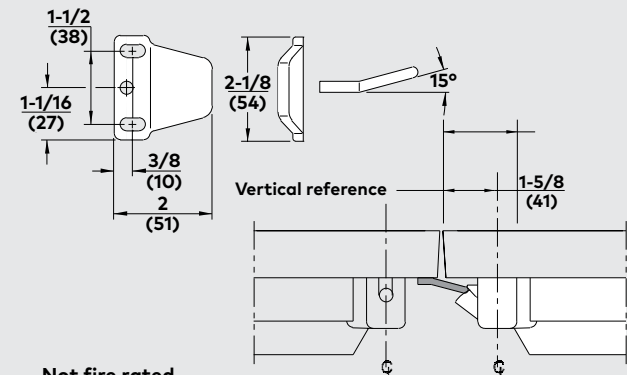
Roller strike



Trim	*Minimum stile	Vertical reference
No Trim, 8P02	4 (102)	2-1/16 (52)
8PDT, 8P03	4 (102)	2-1/16 (52)
8ODT, 8ODTP, 8O03, 8O03P	4-1/2 (114)	2-1/16 (52)
8x, 8Hx	4-7/16 (113)	2-1/16 (52)

No. V (optional)

Overlap strike





































Not fire rated

Trim	*Minimum stile
No Trim, 8P02	4-1/16 (103)
8PDT, 8P03	4-1/16 (103)
8ODT, 8ODTP, 8O03, 8O03P	4-1/16 (103)
8x, 8Hx	4 (102)

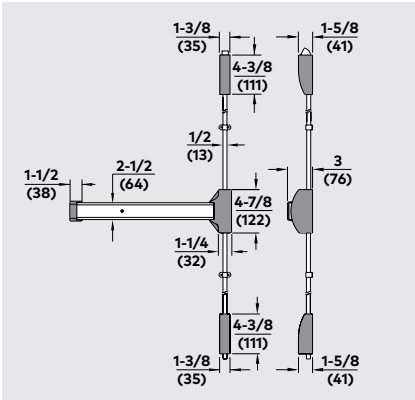
* Minimum stile dimensions accommodate standard device touchbar widths shown. For smaller stiles, consult factory for optional touchbar lengths.

Note: Where x appears above, x = lever style. See page 13 for details.

8400 exit device functions

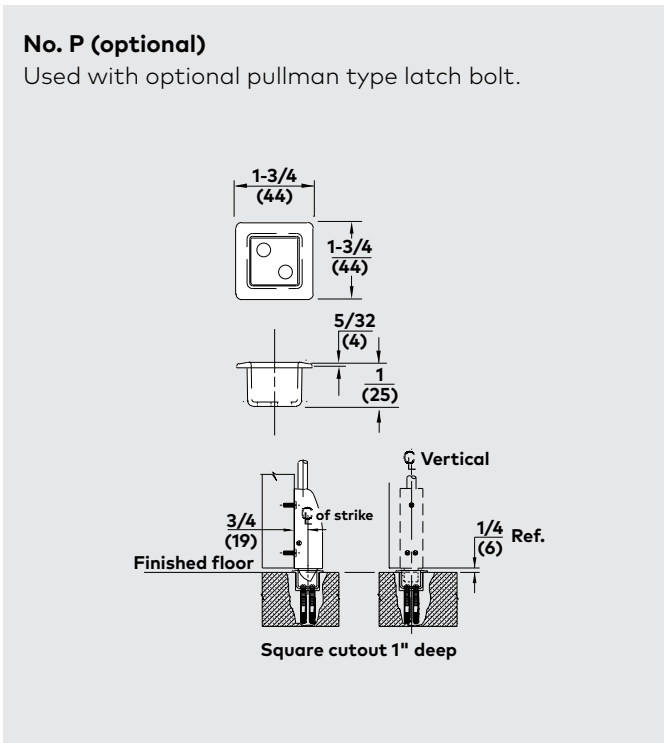
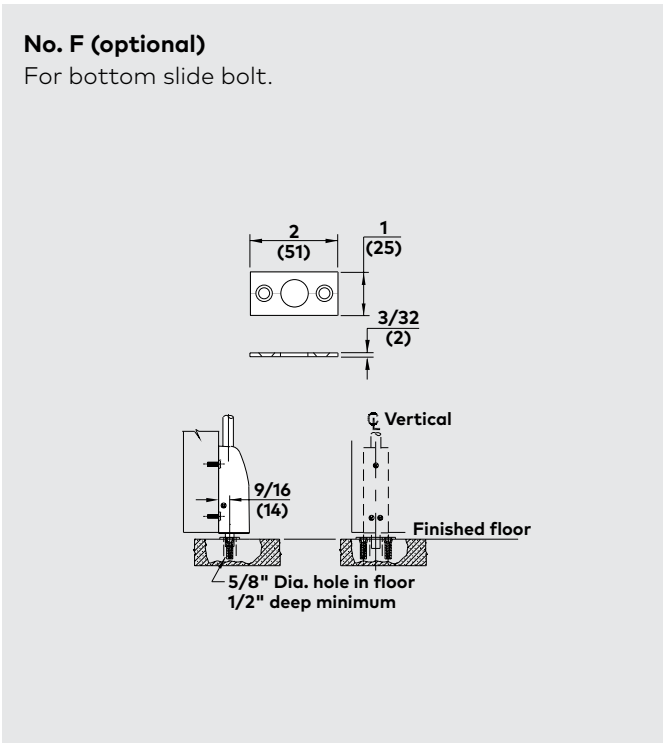
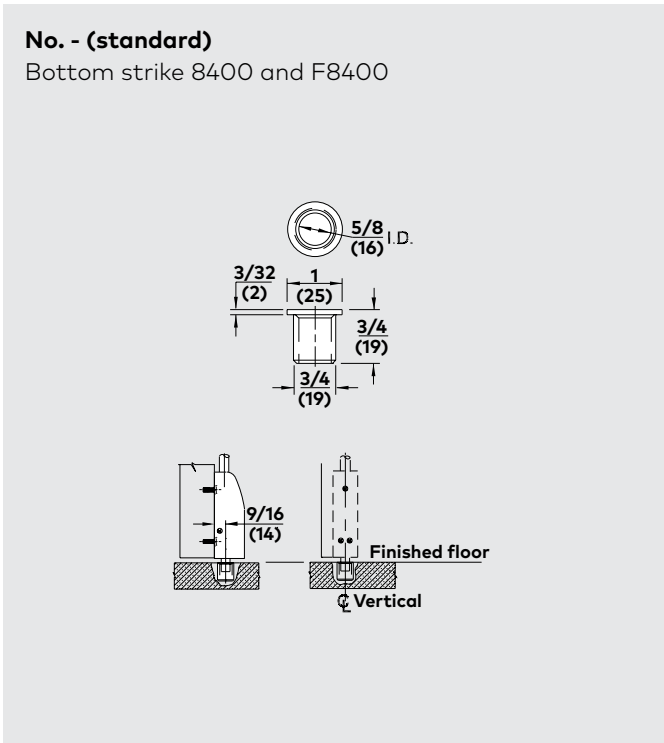
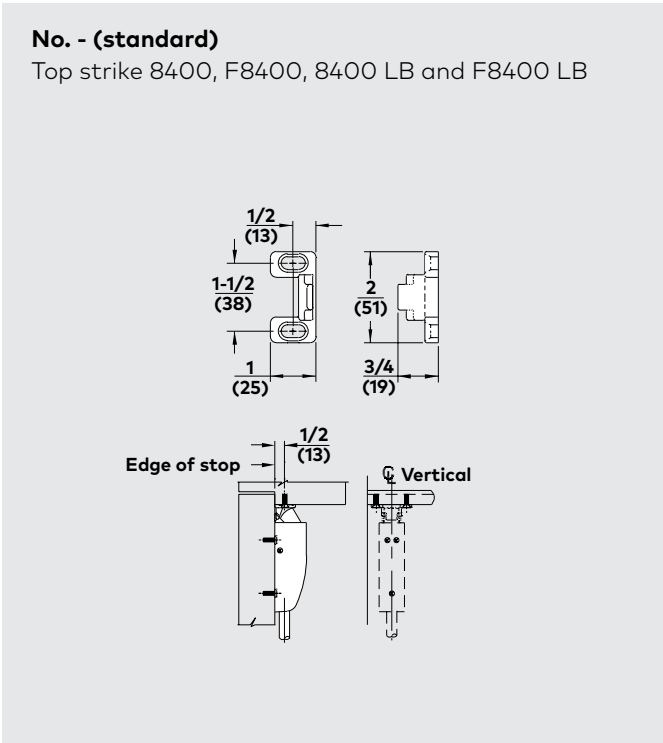
Model	Function	Operation	Trim
8400 F8400	01	Exit only (no trim)	
8400 F8400	DT	Dummy trim	8ODT  NPSDT  8HDT 
8400	02	Entrance by trim when actuating bar is locked down.	8P02  8PDT  PRS02 PRT02  8x02R  8ODTP 
8400 F8400	03	Entrance by trim when latch bolt is retracted by key. Key removable only when locked.	8P02  8O03  NPS03  8Hx03  8K03  8x03  8O03P  8P03  PRS03 PTS03 
8400 F8400	05	Entrance by thumbpiece. Key locks or unlocks thumbpiece.	HRS05  HTS05 
8400 F8400	06	Entrance by thumbpiece only when released by key. Key removable only when locked.	HRS06  HTS06 
8400 F8400	08	Entrance by lever or knob. Key locks or unlocks lever or knob.	8Hx08  8K08  8x08  8Hx08J  8K08J  8x08J 
8400 F8400	09	Entrance by lever or knob when unlocked by key. Key removable only when locked.	8Hx09  8Hx09J 
8400	22	Entrance by thumbpiece (no cylinder). Trim always active.	HRS22  HTS22 
8400 F8400	23	Entrance by lever or knob (no cylinder). Lever or knob always active.	8Hx23  8K23  8x23 

Note: Where x appears above, x = lever style. See page 13 for details.



8400 strikes & minimum stile

8400 strikes



8400 strikes & minimum stile

No. R (optional)

Used with optional pullman type latch bolt.

No. -A (optional)

For flush door and frame conditions.

Minimum stile & vertical reference

Vertical Rod x Vertical Rod

Trim	*Minimum stile
No trim, 8P02	3-3/16 (97)
8PDT, 8P03	3-3/16 (97)
8ODT, 8O03, 8O03P	4-5/16 (110)
8x, 8Hx	4-1/4 (108)

Vertical Rod x Rim

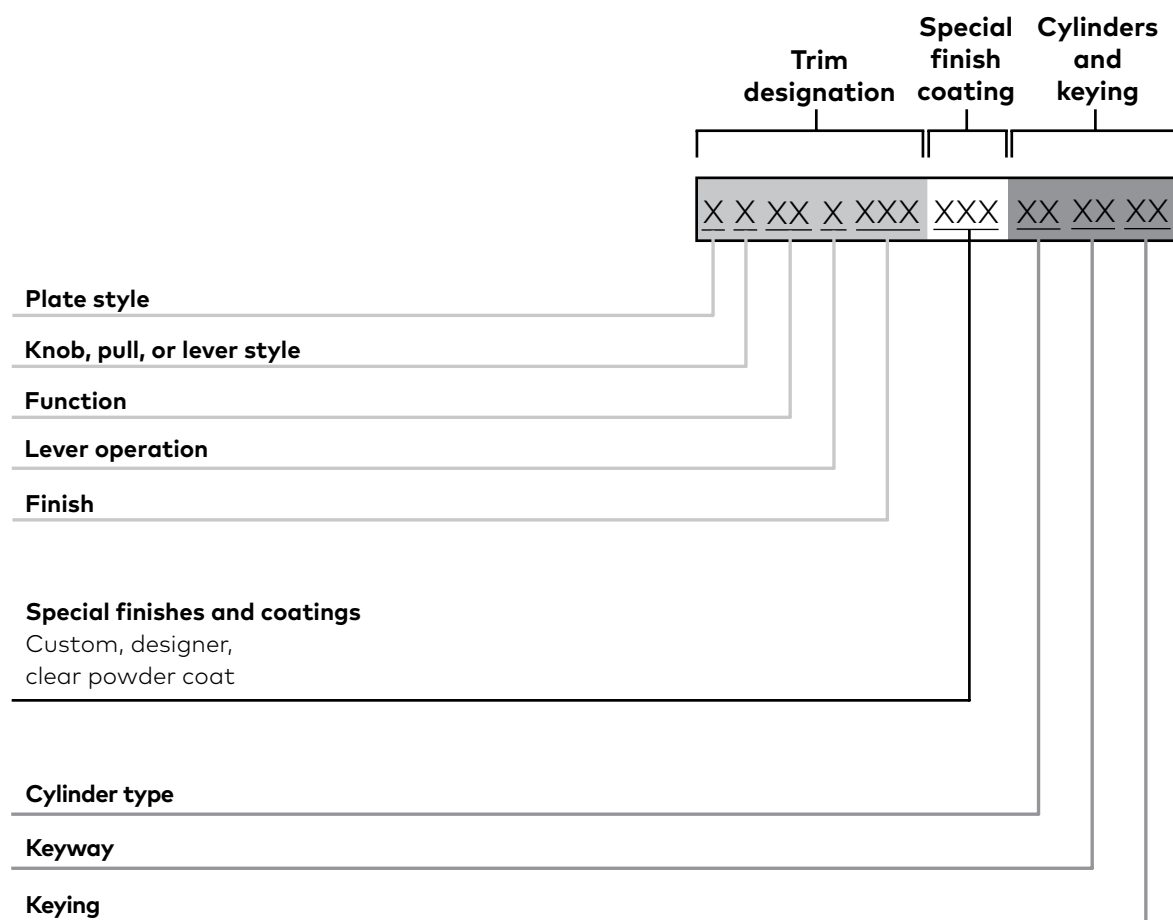
Not fire rated

Trim	*Minimum stile
No trim, 8P02	4-1/16 (103)
8PDT, 8P03	4-1/16 (103)
8ODT, 8O03, 8O03P	4-1/16 (103)
8x, 8Hx	4 (102)

*Minimum stile dimensions accommodate standard device touchbar widths shown.
For smaller stiles, consult factory for optional touchbar lengths.
Note: Where x appears above, x = lever style. See page 13 for details.

Ordering guide

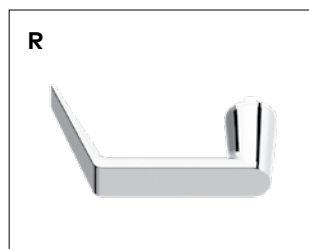

How to order 8000 Series trim



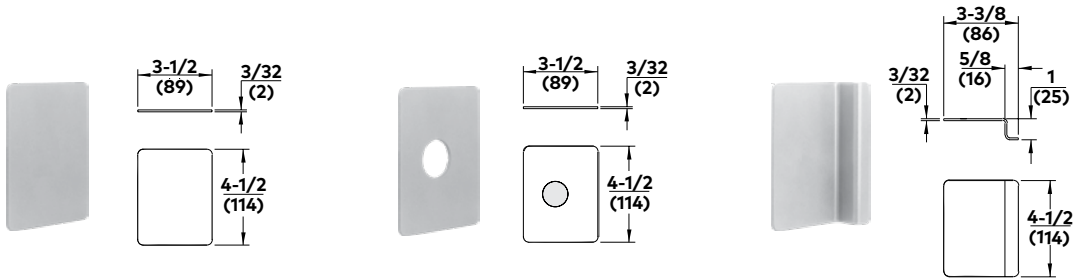
Patented key control

D100 is the keyway for DORMA's patented **SKC** serialized key control system. **SKC** is internet based and provides added layers of security. For more information, contact your local sales representative or Technical Service at 800-523-8483.

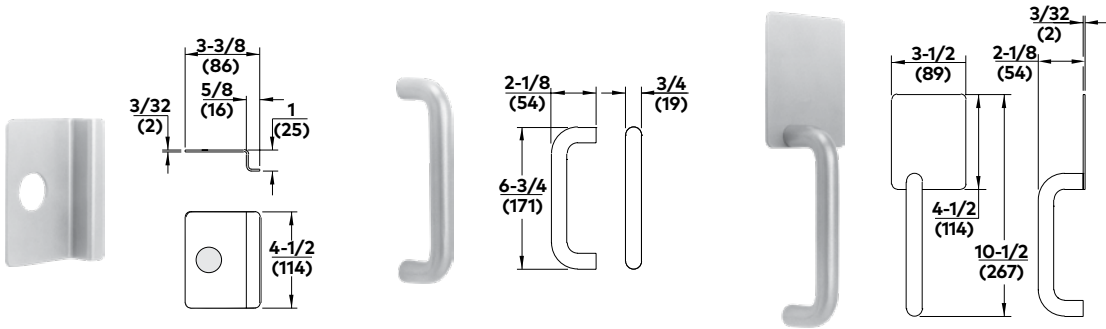
Lever & knob styles



Wide plate/pull trim

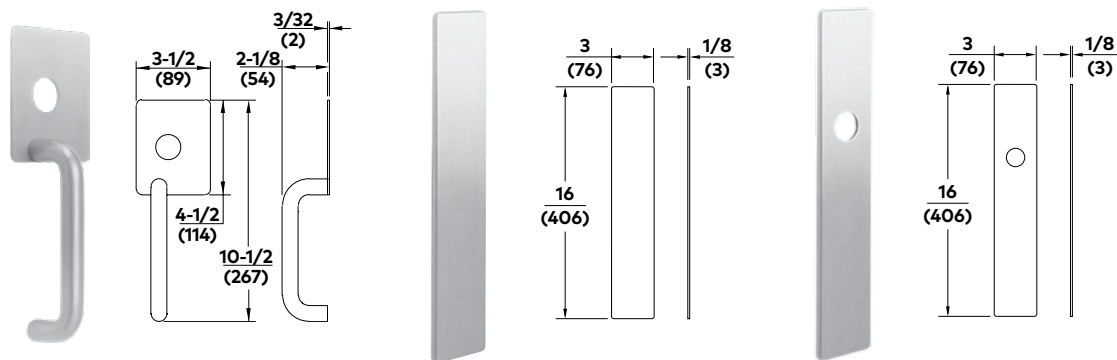


Trim descriptions	Flat plate dummy trim	Flat plate with cylinder hole	Offset pull
Trim designation	80DT	8003	8PDT
Handing	—	—	—
Function	02	03	02
dormakaba cylinder (default)	—	80R40SC – rim	—
dormakaba cylinder (optional SFIC)	—	87R40BA – 7-pin	—

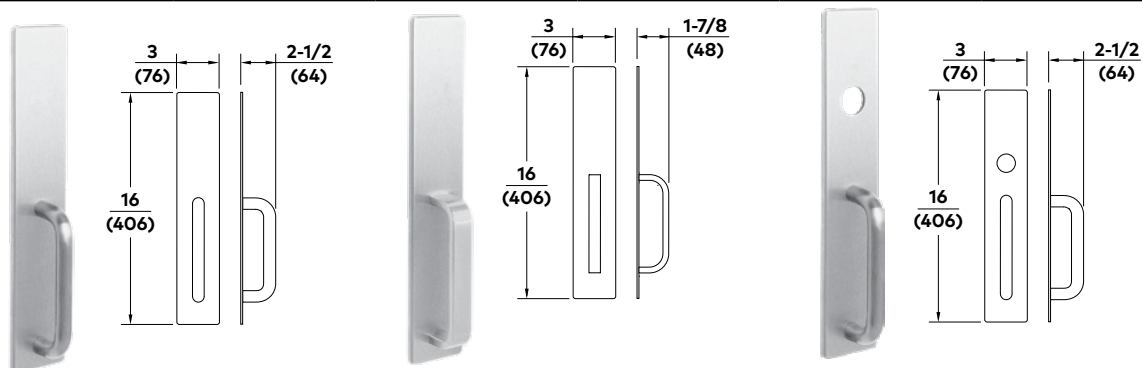


Trim descriptions	Offset pull with cylinder hole	Tubular pull	Flat plate with tubular pull
Trim designation	8P03	8P02	80DTP
Handing	—	—	Specify hand
Function	03	02 or 03	02
dormakaba cylinder (default)	80R40SC – rim	—	—
dormakaba cylinder (optional SFIC)	87R40BA – 7-pin	—	—

Wide plate/pull trim

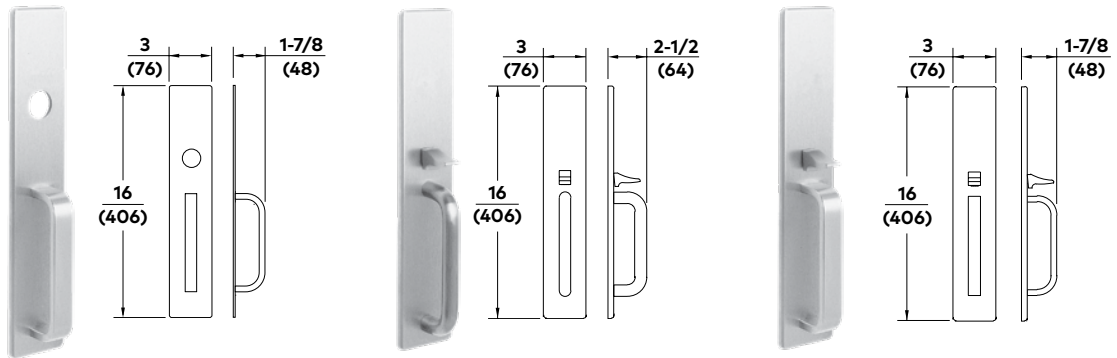


Trim descriptions	Flat plate with tubular pull and cylinder hole	Wide flat plate dummy trim	Wide flat plate with cylinder hole
Trim designation	8003P	NPSDT	NPS03
Handing	Specify hand	—	—
Function	O3	DT	O3
dormakaba cylinder (default)	80R40SC – rim	—	80R40SC – rim
dormakaba cylinder (optional SFIC)	87R40BA – 7-pin	—	87R40BA – 7-pin

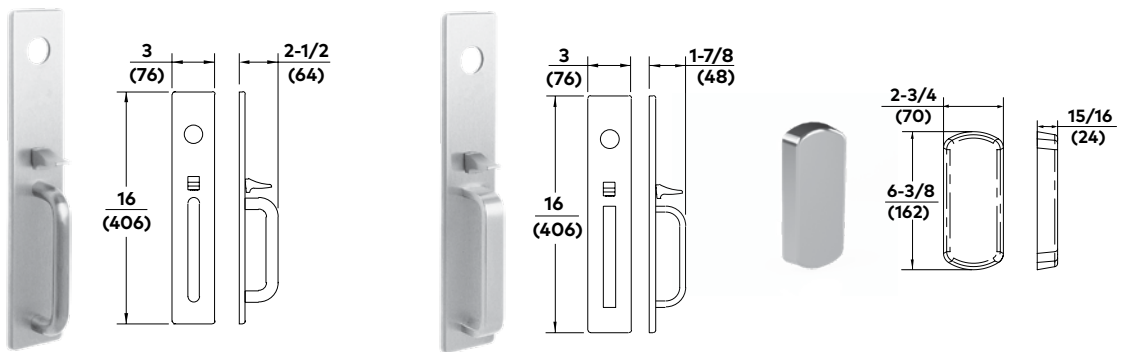


Trim descriptions	Wide flat plate tubular pull	Wide flat plate rectangular pull	Wide flat plate rubular pull with cylinder hole
Trim designation	PTS02	PRS02	PTS03
Handing	—	—	—
Function	O2	O2	O3
dormakaba cylinder (default)	—	—	80R40SC – rim
dormakaba cylinder (optional SFIC)	—	—	87R40BA – 7-pin

Pull trim

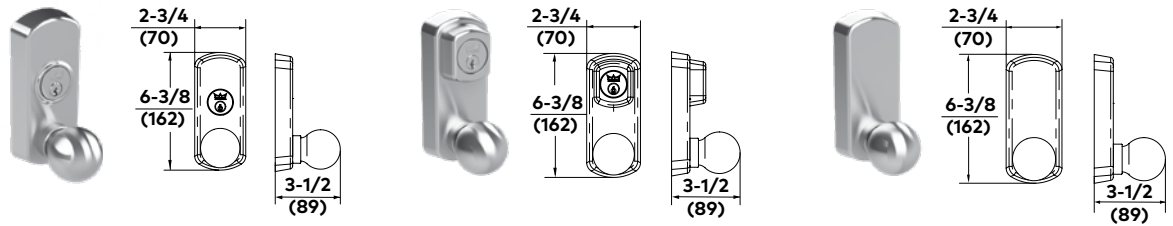


Trim descriptions	Wide flat plate rectangular pull with cylinder hole	Wide flat plate tubular pull with thumbpiece	Wide flat plate rectangular pull with thumbpiece
Trim designation	PRS03	HTS22	HRS22
Handing	—	—	—
Function	O3	22	22
dormakaba cylinder (default)	80R40SC – rim	—	—
dormakaba cylinder (optional SFIC)	87R40BA – 7-pin	—	—

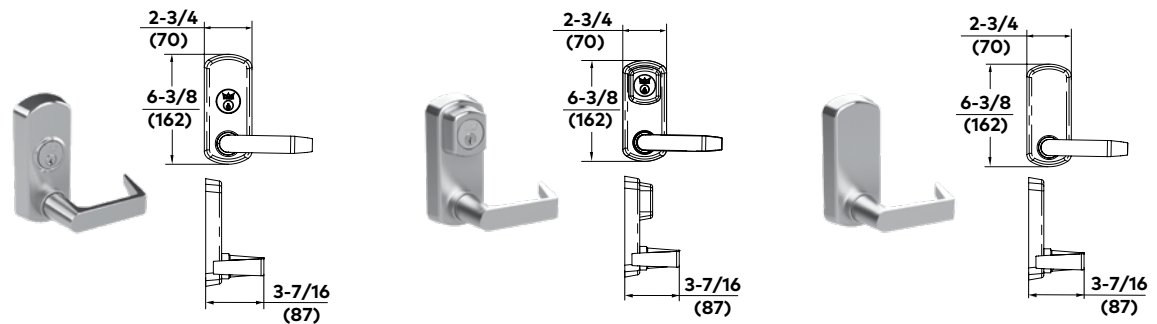


Trim descriptions	Wide flat plate tubular pull with thumbpiece and cylinder hole	Wide flat plate rectangular pull with thumbpiece and cylinder hole	Raised escutcheon plate dummy trim
Trim designation	HTS05, HTS06	HRS05, HRS06	8HDT
Handing	—	—	—
Function	O5 or O6	O5 or O6	—
dormakaba cylinder (default)	90X10SC118 – mortise	90X10SC118 – mortise	—
dormakaba cylinder (optional SFIC)	97A10BA138 – 7-pin	97A10BA138 – 7-pin	—

Escutcheon trim

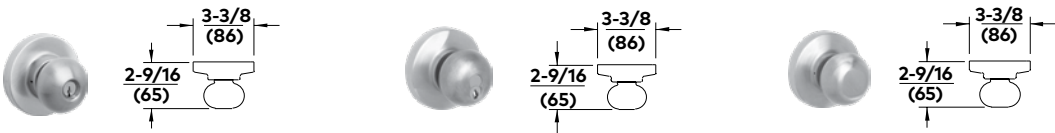


Trim descriptions	Raised escutcheon plate knob with rim cylinder	Raised escutcheon plate knob with mortise cylinder	Raised escutcheon plate knob
Trim designation	8HK03	8HK08, 8HK09	8HK23
Handing	—	—	—
Function	03	08 or 09	23
dormakaba cylinder (default)	80R40SC – rim	90X10SC118 – mortise	—
dormakaba cylinder (optional SFIC)	87R40BA – 7-pin	97A10BA138 – 7-pin	—

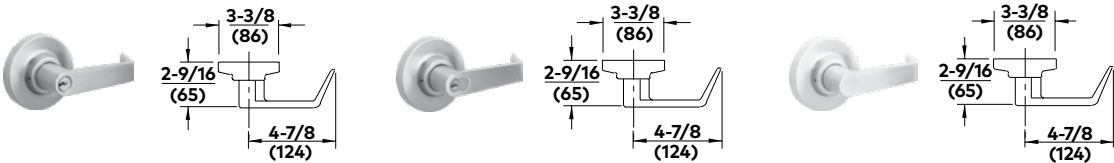


Trim descriptions	Raised escutcheon plate lever with rim cylinder (R trim shown)	Raised escutcheon plate lever with mortise cylinder (R trim shown)	Raised escutcheon plate lever (R trim shown)
Trim designation	8Hx03	8Hx08, 8Hx09	8Hx23
Handing	—	—	—
Function	03	08 or 09	23
dormakaba cylinder (default)	80R40SC – rim	90X10SC118 – mortise	—
dormakaba cylinder (optional SFIC)	87R40BA – 7-pin	97A10BA138 – 7-pin	—

Sectional trim

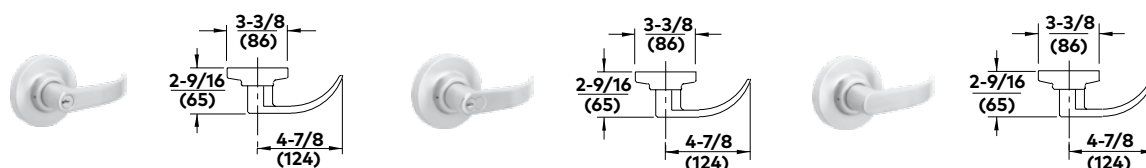


Trim descriptions	Key-in knob	Key-in knob interchangeable core	Knob
Trim designation	8K03, 8K08	8K03J, 8K08J	8K23
Handing	—	—	—
Function	O3 or O8	O3 or O8	23
dormakaba cylinder (default)	Includes key-in-knob cylinder 7013SC KD	Accepts SFIC	—
dormakaba cylinder (optional SFIC)	—	77BAxxx – 7-pin	—

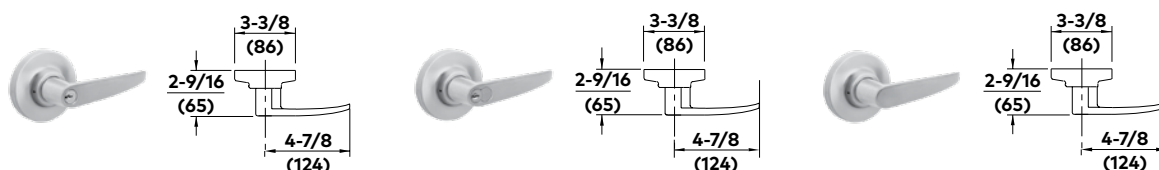


Trim descriptions	Key-in rectangular lever	Key-in rectangular lever interchangeable core	Rectangular lever
Trim designation	8R03, 8R08	8R03J, 8R08J	8R02R, 8R23
Handing	—	—	—
Function	O3 or O8	O3 or O8	O2 or 23
dormakaba cylinder (default)	Includes key-in-lever cylinder 7013SC KD	Accepts SFIC	—
dormakaba cylinder (optional SFIC)	—	77BAxxx – 7-pin	—

Sectional trim



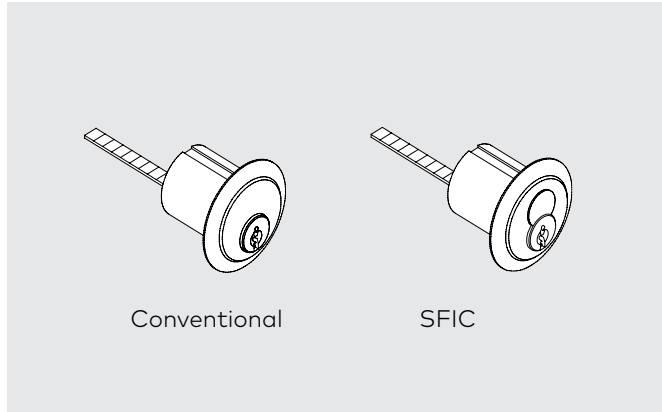
Trim descriptions	Key-in curved lever	Key-in curved lever interchangeable core	Curved lever
Trim designation	8C03, 8C08	8C03J, 8C08J	8C02R, 8C23
Handing	—	—	—
Function	03 or 08	03 or 08	02 or 23
dormakaba cylinder (default)	Includes key-in-lever cylinder 7013SC KD	Accepts SFIC	—
dormakaba cylinder (optional SFIC)	—	77BAxxx – 7-pin	—



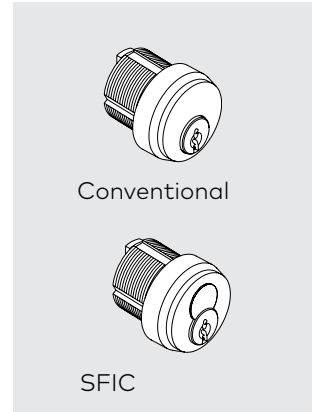
Trim descriptions	Key-in straight lever	Key-in straight lever interchangeable core	Straight lever
Trim designation	8G03, 8G08	8G03J, 8G08J	8G02R, 8G23
Handing	—	—	—
Function	03 or 08	03 or 08	02 or 23
dormakaba cylinder (default)	Includes key-in-lever cylinder 7013SC KD	Accepts SFIC	—
dormakaba cylinder (optional SFIC)	—	—	—

Cylinder specifications

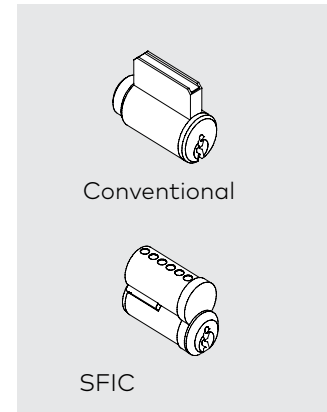
Rim cylinders



Mortise cylinders



Key-in-lever cylinders



Application	ANSI function	Cylinder type	Conventional (default)	SFIC 7-Pin
Cylinders for 8300/F8300 rim and 8400/F8400 surface vertical rod devices				
Sectional trim (key-in-lever)	03, 08	Key-in-lever	7013SC	77BA
Wide plate trim	03	Rim	80R40SC	87R40BA
Wide plate trim	05, 06	Mortise	90X10SC118	97C10BA138
Pulls	03	Rim	80R40SC	87R40BA
Cylinders for device options				
CD, BA, BAR		Mortise	90X10SC118	97D10BA138
Cylinders for mullions				
1FKR key removable mullion		Mortise	90X01SC118	97D01BA138
1FS mullion storage kit		Mortise	90X01SC118	97D01BA138

Keyways	
AA	Arrow A
CA	Corbin 60
CB	Corbin 67
CC	Corbin 77
CD	Corbin 59A1
CE	Cor Russ L4
D100	DORMA SC
GA	Sargent LA
RA	Russwin 981
RB	Russwin D1
SC	Schlage C
SE	Schlage E
SF	Schlage F
YA	Yale 8
YG	Yale GA

Accessories

GK8000

Glass lite shim kit

Kit contains two 1/8" thick shims. Permits shimming of the exit device maximum 1/4" off door face without affecting U.L. listing. Designed to accommodate glass lite installed in door. Furnished bright zinc plated. Optional finishes available, consult factory.

Sex nuts

The information below serves as a simple reference when specifying 8000 Series exit devices and trim (two per pack).

8300/F8300	3 pack
8300/F8300 w/ trim	1 pack
8400/F8400	5 packs
8400/F8400 w/ trim	4 packs

Optional electrical functions

Battery alarm exit device

The 8000 Series exit devices are available with an integral battery powered alarm. The 102 decibel alarm contained in the exit device touchbar and rail assembly activates when the touchbar is depressed and sounds continuously until the device is reset or the battery is completely discharged. Alternatively, a factory-furnished option allows the alarm to sound for four (4) minutes, then automatically rearms.


Furnished with and controlled by a lock cylinder and key, the unit allows ten (10) seconds to exit through the door after arming the alarm, indicated by an intermittently flashing red LED light in the touchbar. A yellow LED in the touchbar will flash, until manually reset by key, to indicate an unauthorized exit even if the alarm has automatically reset.

The unit is furnished with a 9 V, industrial-grade battery concealed in the end cap assembly for easy replacement. A tamperproof switch will activate the alarm if unauthorized removal of the battery is attempted. Option is available for 12 or 24 V direct power wiring.

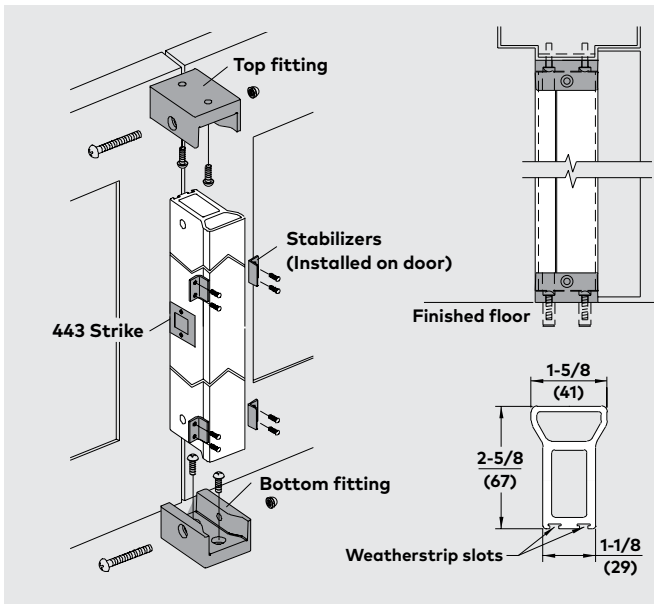


- Specify prefix **BA** to 8000 Series model number for battery alarm device.
- Specify prefix **BAR** for 4 minute auto reset battery alarm device.
- Size **A** device fits 48" wide door and can be cut to fit 34" wide doors.
- Size **B** device fits 36" wide door and can be cut to fit 28" wide doors.
- Size **C** device fits 36" wide door and can be cut to fit 22" wide doors.

Mullions



1310 aluminum mullion



- Meets demands of heaviest use areas.
- Durable extrusion.
- Supplied with wood/machine screws and anchors.

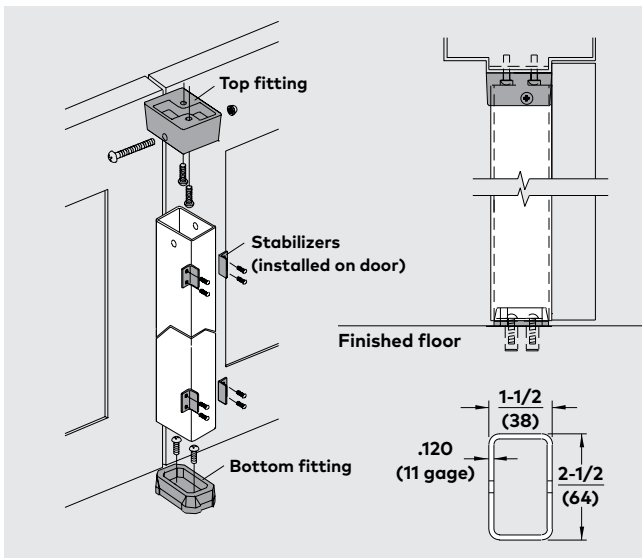
1310-8 — 8' mullion
1310-10 — 10' mullion
1310-8 x 443 — 8' mullion with recessed strike
1310-10 x 443 — 10' mullion with recessed strike

WS1310-8 — 8' mullion with weatherstrip
WS1310-10 — 10' mullion with weatherstrip
WS1310-8 x 443 — 8' mullion with weatherstrip and recessed strikes
WS1310-10 x 443 — 10' mullion with weatherstrip and recessed strikes

Finish

Aluminum: 628 (satin)
 Bronze: 695 (dark)

1330 steel mullion



- Ideal for high-abuse areas such as schools.
- Meets demands of heaviest use areas.
- Heavy-gauge, smooth-surface steel construction.
- Attractive tube shape with rounded corners.

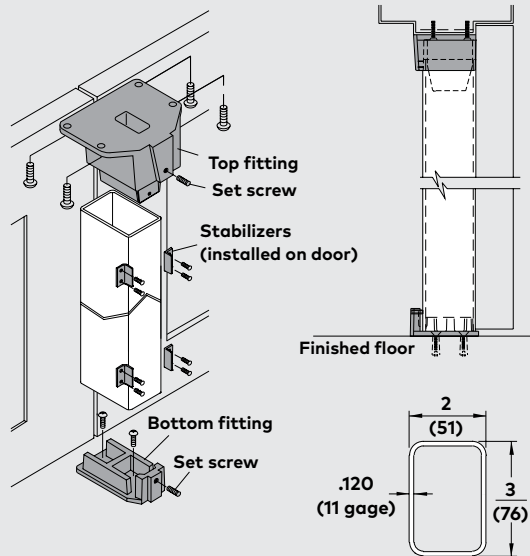
- Supplied with wood/machine screws and anchors.

1330-8 — 8' mullion
1330-10 — 10' mullion

Finish

Prime: 600

F1300 steel mullion



- For use with U.L. listed fire exit devices.
- Meets demands of heaviest use areas.
- Large top and bottom fittings for extra strength.
- Heavy-duty tube with rounded corners.
- Standard 8' length.
- Supplied with wood/machine screws and anchors.

F1300-8 — 8' fire-rated mullion

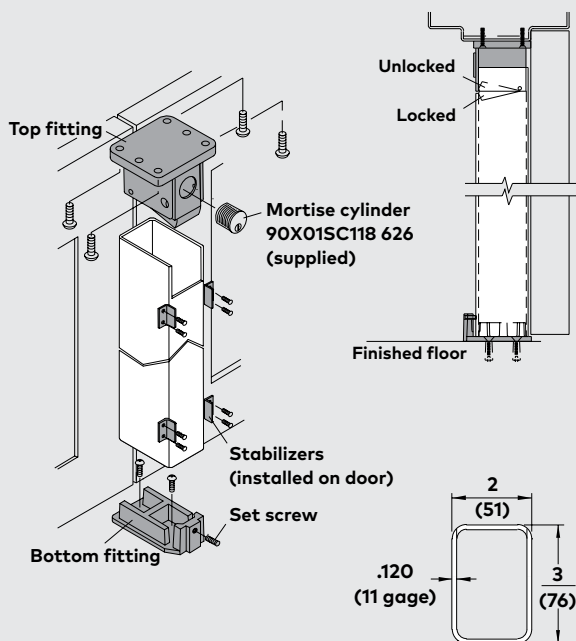
1300-8 — 8' non-fire-rated mullion

1300-10 — 10' non-fire-rated mullion

Finish

Prime: 600

F1FKR key removable steel mullion



- Easily removable with key.
- Keying is standard 1-1/8" mortise cylinder with 01 (AR) cam.
- For use with U.L. listed fire exit devices.
- Meets demands of heaviest use areas.
- Large top and bottom fittings for extra strength.
- Heavy-duty tube with rounded corners.
- Standard 8' length.
- Supplied with wood/machine screws and anchors.

rated wired key removable mullion

1FKREL-10 — 10' non-fire-rated wired key removable mullion

Finish

Prime: 600

Optional SFIC

97D01BA138 – 7-pin

1FS Mullion Storage Kit

- For use with 1F mullion.
- Locking cylinder can be keyed into master key system.
- Includes conventional default mortise cylinder: 90X01SC118 626.

Optional SFIC

97D01BA138 – 7-pin

F1FKR-8 — 8' fire-rated key removable mullion

1FKR-8 — 8' non-fire-rated key removable mullion

1FKR-10 — 10' non-fire-rated key removable mullion

1FKREL-8 — 8' non-fire-



dormakaba USA, Inc.
6161 E. 75th St.
Indianapolis, IN 46250
800.523.8483
www.dormakaba.us

dormakaba Canada, Inc.
65 Struck Court
Cambridge, ON Canada N1R 8L2
Tel: 800-265-6630
sales_RCI@dormakaba.com
www.dormakaba.us