

2021



IRVINE, CA 92618 800-776-9803 [www.BbqTubes.com](http://www.BbqTubes.com) open M-F 9-4pm pst

# DIY BBQ FRAME KITS




## #1 DIY Outdoor Kitchen System in America



**No Cut**  
**Telescoping**  
Tubes for BBQ Cutout Kits

Our system uses Telescopic Steel Tubes to help you avoid cutting, Making assembly fast & easy!



**HEAVY DUTY!** We placed this pallet of steel weighing 1494 lbs on top of our 4 ft module.



ConnectTube Couplers allow you to build a real tubular steel frame without welding. It is as easy to assemble as Legos.

No other DIY Outdoor Kitchen System can come close to the BBQ Tube System. Other systems use thin aluminum or non-structural steel studs. Our BBQ Tube system uses Real Tubular Steel that with our ConnectTube couplers can be joined together without welding. Our telescoping Tubes helps you avoid cutting. Our system is the best value and comparable in price to steel stud systems that require lots of cutting. **Beware of expensive prefab frames** that come with cement board. They charge ridiculous prices when cement board is only \$10 a sheet at home depot. It is always best to install cement board yourself and save the extra cost. Also cement board kits can not be adjusted in size to fit your landscape like our frame kits. **You will always achieve much better results building your frame on site first and then installing the cement board.**





## BBQ TUBE ADVANTAGE



Our Couplings Allow You To Assemble A Real Steel Frame Without Welding that's 10 Times Stronger than cheap studs. This is **Heavy Duty!!!**



Connect Your Steel Frame Together  
**Easy Like Lego Blocks!** This is so much Easier than trying to screw track and studs together...  
**Perfect for Homeowners!** Faster for contractors...



BBQ TUBE FRAME **VS** Studs & Tracks with screw heads

A Smooth Finish with no screw heads allows your cement board to lay perfectly flat against the frame. This **prevents wavy walls** seen with track and stud islands. It also helps to prevent water damage.

**Comparable in price to stud systems**





### STEEL FRAME

The steel frame for your outdoor kitchen is the foundation for everything you plan to do. It is very important to build a frame that is strong enough to support all the weight of cement board, stucco & stone siding, concrete & granite counter tops plus those valuable and heavy appliances...

Some people use steel studs, but these are not usually strong enough and create problems a couple years in the future. In addition, steel studs and tracks can be difficult and frustrating to screw together because they are not rigid like tubes. Steel Tubes are 10 times stronger than studs and are a much better choice for anyone who wants an outdoor kitchen that will last in all weather conditions. Our modular system with easy to use steel unions make our frame kits the #1 Choice in USA!



### CEMENT BOARD

Cement board is sold at local building stores for approx. \$10 for a 3x5 sheet and \$20 for a 4x8 sheet. We like to use 1/2" thick. Preferred brands are Perma Base and Durock.

Cement board is easy to cut with a circular saw equipped with a masonry diamond blade or a grinder. When cutting cement board always wear breathing protection as the dust is dangerous to breathe.

Cement Board is attached to the frame with 1 1/4" self tapping cement board screws. (not sharp heads) We like to put screws 8" on center. Installing cement board is easy to do. Do not use wood as it is flammable.



### Finish

Another advantage of building your own outdoor kitchen is taking the time to select the best finishing materials to match your home and landscape. For counter tops you can use tile, concrete, granite slabs, etc... For the siding stucco and faux stone veneer are the 2 most commonly used.

Some Homeowners sub contract out the finish work to professional contractors since they have already saved a lot of money building the frame and cement board on their own and want pros to do a perfect finish.

**WARNING!!! BBQ ISLANDS MUST BE PROPERLY VENTED TO AVOID A GAS EXPLOSION**



**The Only Tubular Steel Frame You Can Screw Together**

**Super Strong**



35" High  
Standard  
or  
41" High  
Bar Height

4 FT Long

32" Depth



AS SEEN ON  
**YouTube**

**FLUSH FINISH**

For A flat level frame for cement board  
to lay flat on. No screw heads! No Waves!  
You can not do this with cheap steel studs & track!!!

# Build It Fast with 4ft & 8ft Modules

We offer true 8 ft steel module kits. This makes it fun and easy to build large frames fast!

You Can Easily Trim Modules Down to a Shorter Length or Depth Before Assembly!



## 4 Ft Module Standard Height-HEAVY DUTY PART# TUBE-MOD4


Includes: 8 ea 3 way corner couplers, 12 ea 1 way couplers, 4 end frame tubes 28 3/4"  
4 each Length wall Tubes 44 3/4", 10 each VT vertical tubes



## 8 Ft Module Standard Height—HEAVY DUTY! PART# Tube-MOD8

Includes: 8 ea 3 way corner couplers, 20 ea 1 way couplers, 4 ea end frame tubes 28 3/4"  
4 ea length wall tubes 92 3/4", 16 ea VT vertical tubes, 4 ea 3 way flat couplers

NOTE: 92 3/4 length wall tubes + couplers = 8 ft



## 1 Ft Module Extension Kit— part# Tube-EXT

Extra parts allowing you to extend a straight module up to 1 extra ft.

**1 Ft Module Extension Kit**



**KNOCKOUT**  
Your BBQ Frame with 1 Punch!  
Use our 8 ft Modules

# 4FT & 8FT Modules

## BAR HEIGHT 41" HIGH

Bar Height Modules are normally used for serving island not to house grills etc unless you are over 6 feet tall.



**4 Ft Module Bar Height**—Heavy Duty! Part# Tube-MOD4-BH

Includes: 8 ea 3 way corner couplers, 12 ea 1 way couplers, 4 ea end frame tubes for 32" depth, 4 each length wall tubes, 10 ea vertical tubes bar height



**8 Ft Module Bar Height**—Heavy Duty! Part #TUBE-MOD8-BH

Includes: 8 ea 3 way corner couplers, 20 ea 1 way couplers, 4 ea end frame for 32" depth , 4 ea length wall tubes 92 3/4", 16 vertical tubes bar height

**A** Bar Height 41" High Frame

**B** Standard Height 35" Frame







## No Cut Grill Module

**Grill Module** (max grill width 48") Part# Tube-MODG

This is not a cutout kit. It is an entire module designed for your grill. The main advantage of this design is you do not have to use a dangerous grinder to cutout the top track for the grill to slide in like you do with our competitors systems that use track and studs.

Add more modules for counter top space and additional components as desired. It is easy to connect modules together with connector plates. Use 2 connector plates per union of modules.

Connects together like Lego's!





# Appliance Cutout Kits

Actual Appliances Not Included

Each of Your Chosen Appliances Require a cutout kit for support within the frame. These kits are extra length. You will trim to fit.



Grill Cutout Kit



Slide in Side Burner



Drop in Side Burner



Fridge



Grill Cart



NO CUT

**Telescoping  
Tubes**

No or little Cuts when  
with our telescoping  
tube system



Double Door



Single Door



Vertical Drawers



Trash/Propane Drawer



Enclosed Kamado Kit



Combo Kit



Bar Center Kit



Sink



Ice Bin



Keg

Our Cutout Kits are Universal and work with all brands designed for Built In BBQ Islands.

# Back Splash & Overhangs



## Back Splash Kits TUB-BS (Easy to Assemble)

We offer 4ft long x 6" high back splash frame kits. This is a separate frame that attaches to the back of your standard 35" high module frame. It will add approx. 1 3/4" to the foot print of your 32" frame. Just buy enough 4 ft sections to complete the back splash for your frame. When you get to the last section you can easily trim to fit for a custom length.



## 14" Over Hang Kits part# TUB-OH

We offer 4ft long x 14" deep over hang frame kits. You can attach this kit to a back splash kit creating a split bar counter. Or you can attach it level to the top of your module creating a level over hang.

This kit requires hidden bar supports to reinforce the overhang. You will need 2 hidden bar support for each section of over hang. **SOLD SEPARATE**

## Wrap Around Back Splash & Split Bar

We also offer kits that will allow you to build around the corner and end.





# Needed Extras



Self Tapping Framing Screws



Self Tapping Cement Board Screws



**Heavy Duty Leveling Feet**  
designed to support the heavy  
weight of a bbq island.  
Includes mounting holes



Stainless Steel Air Vents



Connector Plates



Composite Shims



Self Tapping Hex Head Screws  
use to screw frame together  
no predrilling holes needed  
when using an impact drill

# Tools



Circular saw



IMPACT DRILL



Chop saw



Measuring Tape



3" Magnetic Drill Bit Holder



Face Shield



Safety Glasses



Sharpie



GLOVES



MAGNETIC LEVEL



## HOW 2 ORDER THE BBQ TUBES DIY SYSTEM?



1. Measure your space for the lengths of each wing of yor outdoor kitchen. Buy enough modules to frame in your space. If you our module is short a few inches consider ordering our Module Extension Kit
2. Make a list of your appliances. Do not over crowd appliances. Allow minimum of 4" between each appliance. Select matching appliance cutout kits. If you have a door order a door cutout kit. If you have a fridge order a fridge cutout kit and so on... All cutouts are pre-cut for our 32" depth modules. Width parts now include our telescoping tubes to avoid cutting. To Avoid cutting as much as possible use 32" depth.
3. Add back splash and over hang kits. Sold in 4ft sections for the 4ft module and 8ft lengths for the 8ft module.
4. Needed Extras. Screws, air vents, leveling feet, cement board, etc are all sold separate. We recommend you order our screws and vents. We do not sell cement board. It is to heavy to ship.

**NEED HELP TO ORDER? USE OUR SHOPPING LIST SERIVCE**



**NO WELDING REQUIRED**

ConnecTube Couplers used instead



**USE 32" Depth Modules**  
for the least cutting



**Use an Impact Drill**  
with self tapping screws



**We Ship Nationwide**

**ALLOW 3-7 DAYS FOR SHIPPING**



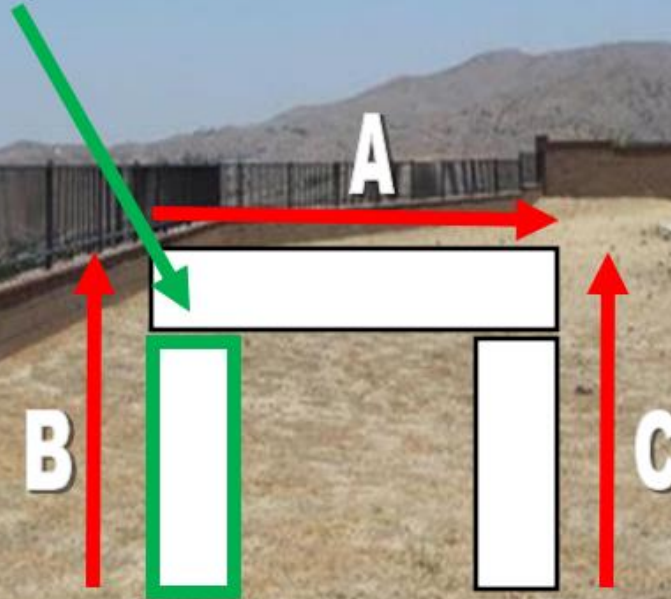
# MEASURE YOUR SPACE

**TIP:** Try to Plan your island with 4Ft & 8Ft Modules to eliminate the need for trimming modules

When you butt module B up against the side of module A you lose usable space from module A. for appliances Make sure you calculate this!

Allow Extra 4-8" of space per appliance. Do not overcrowd.

We are not responsible if your appliances do not fit within your space.



Select Enough 4ft & 8Ft Modules to fill your space. If needed you will trim the last module on each leg to fit.

## Select Design:

Straight L Island U Island

## Measure Maximum Lengths:

A: \_\_\_\_\_

B: \_\_\_\_\_

C: \_\_\_\_\_

## Circle Which Wings Have Back Splash

A B C

## Circle Which Wings have 12" Over Hang

A B C

Note" you combine back splash and over hang kits to create a split bar counter

## KEEP IT SIMPLE!

**Plan 32" Depth to avoid extra cutting.**



**MODULES:** A = 8ft Module B= 8ft Module C= 4ft Module

**BACK SPLASH** B = 2ea 4ft back splash kit + 2 wrap around split bar kits

**SPLIT BAR** D&E = 4ea back splash kits + 4 ea Over hang kits

F= Sink Cutout Kit

G= Grill Cutout Kit

H, J and K = Double Door Cutout Kits

I = Fridge Cutout Kit

4 lbs framing screws

4 lbs cement board screws

5 each CTT's (we used one centered in the bottom of each 8ft module and the rest in the counter tops where there was large empty space.

6 stainless steel air vents

4 connector plates (2 per union of modules)

**16 Heavy Duty Leveling Feet**

8 Structural Hidden Bar Supports +



## MODULES

			MSRP	SALE
	4 Ft Straight Module—Standard Height 35”frame	TUBE-MOD4	280	
	8 Ft Straight Module— Standard Height 35”frame	TUBE-MOD8	560	
	Diagonal Corner Module with Sink/Counter top kit	TUBE-DCMOD	600	
	Egg Smoker Platform for Diagonal Corner Module	TUBE-EGGPLAT	200	
	Smoker Module	TUBE-MODSMOKER	300	
	4 Ft BAR HEIGHT Module—BAR HEIGHT 41”frame	TUBE-MOD4-BH	340	
	8 Ft BAR HEIGHT Module—BAR HEIGHT 41” frame	TUBE-MOD8-BH	600.	
	NO CUT GRILL MODULE— Standard Height.	TUBE-MODG	319.99	

## APPLIANCE CUTOUTS

			MSRP	SALE
	GRILL CUTOUT (range 22.75-37.25)	TUBE-CO-Grill	100	
	XL GRILL CUTOUT (range 37.75-48”)	TUBE-CO-XLGRILL	119.99	
	XXL GRILL CUTOUT (range 48”-54”)	TUBE-CO-Grillxxl	139.99	
	GRILL CART CUTOUT (range 48-64”) For self standing grills on a cart	TUBE-CO-CART	99.99	
	GRILL PLATFORM add on kit for a few grills that need a platform	TUBE-CO-GP	60.	
	SLIDE IN SIDE BURNER (range 10.5”-16.5” ) control knobs face forward	TUBE-CO-SB	99.99	
	DROP IN SIDE BURNER (range 10.5”-16.5”) control knobs face sky	TUBE-CO-DSB	79.99	
	POWER BURNER No Drop (range 15.75”-22.25”) sits in counter top	TUBE-CO-PB	119.99	
	POWER BURNER with 12” Drop Down (range 15.75-22.25”)	TUBE-CO-DDB	229.99	
	SINGLE DOOR CUTOUT (range 12”-17.5”)	TUBE-CO-SD	50	

			MSRP	SALE
	Horizontal & Double Door Cutout (range 22.75-37.25)	TUBE-CO-DD	60.	
	FRIDGE Cutout No telescoping parts	TUBE-CO-F	70	
	KEG Cutout No telescoping parts	Tube-Co-Keg	120	
	Vertical Drawer (range 12-17.5")	TUBE-CO-VDRW	70.	
	TRASH/PROPANE Drawer (range 12"-17.5")	TUBE-CO-TR/PRO	70.	
	COMBOS (range 22.75"-37.25")	TUBE-CO-COMBO	120	
	TRIPLE COMBO (range 27.75"-48")	TUBE-CO-TCombo	150	
	SMALL SINK/ SMALL ICE BIN (range 12-17.5")	TUBE-CO-SinkSM	79.99	
	MEDIUM SINK (range 22.75"-29.25")	Tube-CO-SinkM	84.99	
	LARGE SINK (range 22.75"-37.25")	TUBE-CO-SinkL	99.99	
	Slide in Side burner Platform (platform only)	TUBE-CO-SBP	60	
	STANDARD DROP IN ICE BIN (range 18"-33")	TUBE-CO-ICE	90.	
	SMALL BAR CENTERS (range 15.75"-22.25")	TUBE-CO-BarSM	94.99	
	LARGE BAR CENTERS (range 22.75"-37.25")	TUBE-CO-BARL	119.99	
	OPEN Egg Cutout	TUBE-CO-EGG	270	

UPGRADES			MSRP	SALE
	4 Ft BACK SPLASH 6" HIGH (Cut to fit)	TUBE-BS	100	
	4 ft of 14" Over Hang	TUB-OH	80	
	Wrap Around Back Splash	TUB-WABS	80	
	Wrap Around Split Bar Counter Kit	BS-WA-2sb	200	

NEEDED EXTRAS			MSRP	SALE
	CTT Counter Top Tube 28 3/4" <b>NON-TELESCOPING</b> for 32" modules	TUBE-CTT	30	
	CTT <b>Telescoping</b> (range 22.75"-29") for custom size modules	NE-CTT-TS	40.	
	1 Lb Hex Head Self Tapping Screws (use for frame)	NE-HS1	11.99	
	4 LB Hex Head Framing Screws (use for frame)	NE-HS4	40	
	Framing Screws with Low Profile Head 1 lbs box <i>use to attach Structural Hidden Bar Supports</i>	NE-LS-1	10.99	
	Heavy Duty Level Foot	TUBE-FEET	39.99	
	Premium Stainless Steel Air Vent	NE-vent	30	
	4 Ft Galvanized Steel Tube	TUBE-4FT	24.99	
	8 Ft Galvanized Steel Tube (4 Pack) 92.75" (4 PACK)	NE-tube8-4pk	240	
	VERTICAL TUBE with 2 one way couplers	NE-VTT	24.99	
	VERTICAL TUBE <b>BAR HEIGHT</b> with 2 one way couplers	NE-VTT-BH	30	
	Structural Hidden Bar Support	NE-SHBS	24.	
	CONNECTOR PLATES (use 2 per union of modules)	CONNPL	2.0	
	CUSTOM ANGLE TUBE KIT (t (2 cp + Angle Part + 4 VT+8 one ways)	NE-CA	99.99	
	PREMIUM CEMENT BOARD STUCCO (5 gallons) white color	NE-STUC	129.99	
	Connectube 1 way coupling	1way	9.98	
	Connectube 3 way Corner Coupling	3wc	25.	
	Connectube 3 way FLAT coupling	3wf	20	
	Connectube 4 Way Coupling	4wc-1	40	



		PART #	MSRP	SALE
	Connectube 90 degree coupling	90	\$15.04	
	Below Grill Tubes 3/4" (2 pack)	TUBE-34TUBE	\$30.	
	Composite Shims( 1 pack of 10 pcs)	NE-SHIM	\$9.99	
	Bar Gap Filler	NE-BGF	\$14.99	
	Catcher Track 4ft	NE-CT4	\$20.	
	Screw Socket for Hex Head Screws	NE-SOCKET	2.99	
	Square Drill Bit for Cement Board Screws	NE-SQDB	2.99	
	Cement Board Screws (1 lbs box self tapping)	NE-CB1	11.99	
	4 lbs box Cement Board Screws	NE-CB4	39.99	
	Stucco Adhesive - 1 gallon	NE-STUCADH	34.99	



ONE DAY OF SHIPPING BOXES WAITING FOR UPS



SCRAPPY Helping to Finish a BBQ Island



## **ROUNDED ISLANDS LOOK GREAT**

But they cost more and are more difficult to build.

If you plan to build a rounded island first make sure you are able to buy PERMA BASE FLEX Cement board. It is the only cement board designed to bend a full radius. It is not sold at home depot or lowes. It must say FLEX.





**FULL SUPPORT WEBSITE AT:**

**[www.BbqTubeSupport.com](http://www.BbqTubeSupport.com)**

**FREE Password with orders over \$400 in frame kits**

**SHOP ONLINE AT [www.BbqTubes.com](http://www.BbqTubes.com)**

We reserve the right to change prices after publication. Final prices are online.