

KASHIMA

Designer

Michel Ducaroy

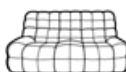
Technical specifications

in 2023 Ligne Roset is reissuing its emblematic Kashima model. It is the "comfortable Chesterfield". Kashima designed by Michel Ducaroy offers classic customers the "English" comfort. The generous shapes of this model enable to give a reassuring image to an all-foam seat. All-foam seating, Kashima hides, under its agreeable appearance, a soft comfort in rounded and curved lines (integrated armrests, lumbar, headrest). However, this comfort doesn't jeopardise the quality of the high-density foams that compose it. Let's remind that the density of a foam is the only guarantee of longevity. The denser the foam is, the longer the seat will last. The buttoning is then made using invisible tie rods, placed inside the foam. The classicism of its shapes does not deprive Kashima of a touch of fantasy. The fully quilted cover forms "pinched" seams at the corners, reinforced by interior laces. The nest



PRODUCTS

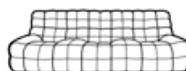
MEDIUM SETTEE



Dimensions

Height 750 mm
Width 1,650 mm
Depth 1,000 mm
Seat height 380 mm
Weight 27 kg
Seat 2 places

LARGE SETTEE



Dimensions

Height 750 mm
Width 2,350 mm
Depth 1,000 mm
Seat height 380 mm
Weight 43 kg
Seat 3 places

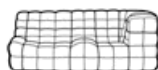
MEDIUM 1-ARMED SETTEE (LEFT)

More information on
www.ligne-roset.com

ligne roset®
depuis 1860

© Ligne Roset 2024

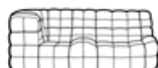
shape of the seat allows the user to sit down, wedged on the sides. **STRUCTURE** Entirely made of foam of 2 different densities: polyether 21kg/m³ - 3.2kPa and polyether 28kg/m³ - 4.8kPa. Clad in 480g/m polyester quilting. **COMFORT** The seat and backrest are made identically of high resilience polyurethane Bultex foam (36 kg/m³ - 3.6 kPa) and (26 kg/m³ - 1.4 kPa). Clad in hyper soft foam 45kg/m³ - 1.8kPa. **COVER** Twin-needle overstitching for all the seams and buttoning. Cover in polyester quilting 480g/m². Covers may be removed by an upholsterer.



Dimensions

Height 750 mm
Width 1,750 mm
Depth 1,000 mm
Seat height 380 mm
Weight 35 kg
Seat 2 places

MEDIUM 1-ARMED SETTEE (RIGHT)



Dimensions

Height 750 mm
Width 1,750 mm
Depth 1,000 mm
Seat height 380 mm
Weight 35 kg
Seat 2 places

SMALL FOOTSTOOL



Dimensions

Width 800 mm
Depth 600 mm
Seat height 380 mm
Weight 8 kg
Seat 1 place