

# CULTURED MARBLE

Cultured marble offers a stately look that can be engraved with a loved one's name. Durable and permanent, a cultured marble urn often requires no additional vault for cemetery burial.

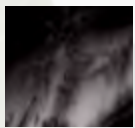
## Claremont Urns

Available in six colors, these urns combine dignity and durability. Cultured marble and cultured onyx.

### Cobalt Blue Claremont <sup>E</sup>

SDY-926

9.375" L x 7.125" W x 6" H




**Black** <sup>E</sup>  
SDY-920




**Crystal Blue** <sup>E</sup>  
SDY-925



**Navy Blue** <sup>E</sup>  
SDY-922



**Purple** <sup>E</sup>  
SDY-923



**Stone Gray** <sup>E</sup>  
SDY-924



SDY-926

<sup>E</sup> Product can be direct engraved, see pages 53-59 for options.



STU-701

STU-702

## Trajan Urns

A traditional, rectangular shape with a strong beveled edge. Engineered marble.

### Black Trajan <sup>E</sup>


STU-701

9.75" L x 6.25" W x 6.75" H

### Green Trajan <sup>E</sup>

STU-702


9.75" L x 6.25" W x 6.75" H



Blue <sup>E</sup>  
STU-703



Vanilla <sup>E</sup>  
STU-704



Mulberry <sup>E</sup>  
STU-705



STU-553

STU-562

## Magna Urns

A boxy shape and beveled edge create a distinctive look. Engineered marble.

### Blue Magna <sup>E</sup>


STU-553

7.25" L x 7.25" W x 8.75" H


### Mulberry Magna <sup>E</sup>

STU-562

7.25" L x 7.25" W x 8.75" H



Onyx <sup>E</sup>  
STU-552



Green <sup>E</sup>  
STU-561

<sup>E</sup> Product can be direct engraved, see pages 53-59 for options.

## Olympus Urns

Durable and memorable. Blend of crushed stone and resin.

### Ebony Black Olympus <sup>E</sup>

---

SMK-101EB

---

11.25" L x 7.75" W x 7.25" H

---

### Emerald Olympus <sup>E</sup>

---

SMK-101EM

---

11.25" L x 7.75" W x 7.25" H

---

*More color options available.*

## Niche Urns

Unique shape offers ample space for personalization. Blend of crushed stone and resin.

### Indigo <sup>E</sup>

---

SEU-842

---

8.75" L x 4.75" W x 8.5" H

---

### Misty Gray <sup>E</sup>

---

SEU-843

---

8.75" L x 4.75" W x 8.5" H

---

*Also available in double capacity.*



SMK-101EB

SMK-101EM



SEU-842

SEU-843

<sup>E</sup> Product can be direct engraved, see pages 53-59 for options.