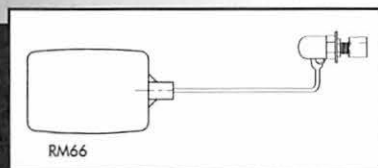


# BOBBY® FLOAT VALVE ASSEMBLIES

THE BOBBY® VALVE is a Miniature Float Valve that has been a standard of reliability in the industry for many years. Custom Designs available. Bobby® Valves are supplied with Buna-N Plunger. Suitable for 175°F. Standard orifice size 1/8". "BK" valves packed 100 per carton. Valves packed 10 per box/100 per carton, delete "BK" suffix and add \$1.10 to list.

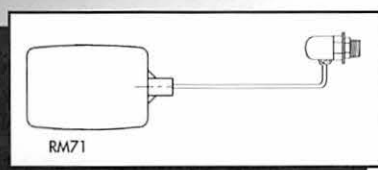
## BOBBY® BRASS FLOAT VALVE SERIES

- All Brass Body with Stainless Steel Seat



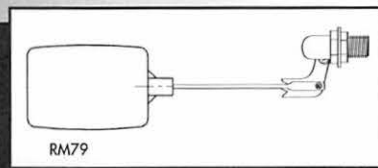
### RM66 ASSEMBLY w/STEM & POLYETHYLENE FLOAT

PART NUMBER	INLET CONNECTION	OVERALL LENGTH	FLOW CAPACITY		MAX. INLET PRESSURE	WEIGHT PER 100 PCS
			35 PSI	85 PSI		
RM66BK	1/4" COMP	9-3/4"	1.31 GPM	2.25 GPM	125 PSI	18



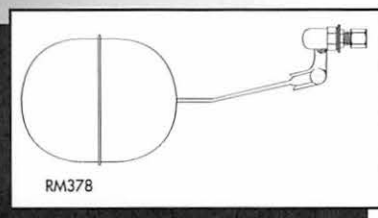
### RM71 ASSEMBLY w/STEM & POLYETHYLENE FLOAT

PART NUMBER	INLET CONNECTION	OVERALL LENGTH	FLOW CAPACITY		MAX. INLET PRESSURE	WEIGHT PER 100 PCS
			35 PSI	85 PSI		
RM71BK	3/8" MIP TAPPED 1/8" FIP	9-3/4"	1.31 GPM	2.25 GPM	125 PSI	23



### RM79 ASSEMBLY w/STEM & POLYETHYLENE FLOAT

PART NUMBER	INLET CONNECTION	OVERALL LENGTH	FLOW CAPACITY		MAX. INLET PRESSURE	WEIGHT PER 100 PCS
			35 PSI	85 PSI		
RM79BK	1/2" MIP TAPPED 1/4" FIP	9-3/4"	1.31 GPM	2.25 GPM	125 PSI	30

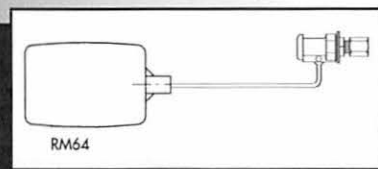


### RM378 ASSEMBLY w/STEM & POLYPROPYLENE FLOAT

PART NUMBER	INLET CONNECTION	OVERALL LENGTH	FLOW CAPACITY		MAX. INLET PRESSURE	WEIGHT PER 100 PCS
			35 PSI	85 PSI		
RM378BK	3/8" COMP	11-1/8"	1.31 GPM	2.25 GPM	125 PSI	36

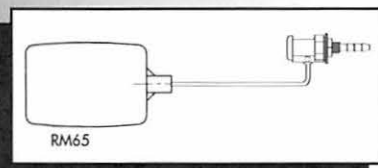
## BOBBY® COMBO FLOAT VALVE SERIES

- Combination Brass and Non-Corrosive Plastic Body with Brass Inlet



### RM64 ASSEMBLY w/STEM & POLYETHYLENE FLOAT

PART NUMBER	INLET CONNECTION	OVERALL LENGTH	FLOW CAPACITY		MAX. INLET PRESSURE	WEIGHT PER 100 PCS
			35 PSI	85 PSI		
RM64BK	1/4" COMP	9-3/4"	1.31 GPM	2.25 GPM	125 PSI	19



### RM65 ASSEMBLY w/STEM & POLYETHYLENE FLOAT

PART NUMBER	INLET CONNECTION	OVERALL LENGTH	FLOW CAPACITY		MAX. INLET PRESSURE	WEIGHT PER 100 PCS
			35 PSI	85 PSI		
RM65BK	1/4" HOSE BARB	10"	1.31 GPM	2.25 GPM	125 PSI	19

- Heavy duty 2 piece stem assemblies available on some models upon request.
- Two piece stems are special orders except on RM79, RM378 AND RM214.