

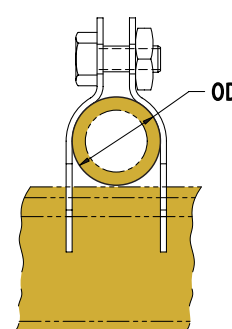
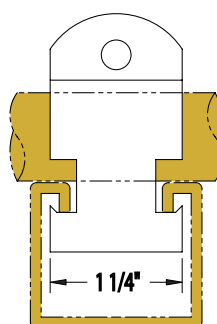
## STRUT PIPE CLAMPS COPC

### One piece Strut Clamps for Copper Tubing

- Size Range: 1/4" thru 6"
- Surface Finish: Copper-colored coating (for identification purposes only)
- One piece break apart design (1/2" thru 4" pipe size) includes captive combo head machine screw and built in nut (thread impression)



Part Number	Nominal Pipe Size	OD	Max. Rec. Load (lbs)
COPC0025CP	1/4"	3/8"	400
COPC0037CP	3/8"	1/2"	400
COPC0050CP	1/2"	5/8"	400
COPC0075CP	3/4"	7/8"	400
COPC0100CP	1"	1-1/8"	600
COPC0125CP	1-1/4"	1-3/8"	600
COPC0150CP	1-1/2"	1-5/8"	600
COPC0200CP	2"	2-1/8"	800
COPC0250CP	2-1/2"	2-5/8"	800
COPC0300CP	3"	3-1/8"	800
COPC0350CP	3-1/2"	3-5/8"	1000
COPC0400CP	4"	4-1/8"	1000
COPC0500CP	5"	5-1/8"	1000
COPC0600CP	6"	6-1/8"	1000

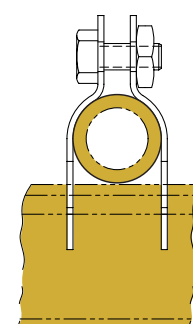
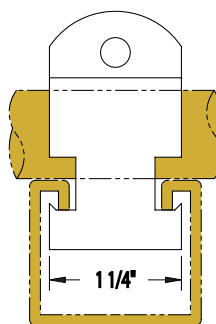


## STRUT PIPE CLAMPS EMTC

### Four piece Strut Clamps for EMT Conduit

- Size Range: 1/2" thru 2" EMT conduit
- Surface Finish: Electro-zinc plated
- Four piece design includes slotted hex head machine screw and square nut

Part Number	Nominal Pipe Size	Max. Rec. Load (lbs)
EMTC0050EG	1/2"	400
EMTC0075EG	3/4"	600
EMTC0100EG	1"	600
EMTC0125EG	1-1/4"	600
EMTC0150EG	1-1/2"	800
EMTC0200EG	2"	800



## DIMENSIONAL LEGEND

<b>A</b> Adjustment	<b>BS</b> Bolt Size
<b>CL</b> Center Line	<b>H</b> Height
<b>HS</b> Hole Size	<b>ID</b> Inside Diameter
<b>L</b> Length	<b>MRI</b> Minimum Rod Insertion
<b>OD</b> Outside Diameter	<b>PS</b> Pipe Size
<b>R</b> Radius	<b>RS</b> Rod Size
<b>T</b> Thickness	<b>W</b> Width

## MATERIAL USED

### **CAST IRON:**

Grey Cast Iron, ANSI®/ASTM® A 48-76, Class #20

### **MALLEABLE IRON:**

ANSI/ASTM A 47-77, Grade Number 32510

### **SPRING STEEL:**

High Carbon Steel, tempered.

### **STAINLESS STEEL:**

(S4) ANSI Type 304 Stainless Steel: (S6) ANSI Type 316, ASTM A240

### **STEEL:**

- M1020 Merchant Bar Quality, ANSI/ASTM A 36
- Prime Quality, Low Carbon, Hot Rolled Sheet, (may be Pickled and Oiled) ANSI/ASTM A 569
- Commercial Quality, Low Carbon, Cold Rolled, ANSI/ASTM A 366

## INSTALLATION

1. All pipe supports, hangers, intermediate components and structural attachments must **ONLY** be used to support pipe, tubing or conduit as stated herein and are **NEVER** to be used for any other purpose.
2. All pipe supports and hangers are designed **ONLY** for **STATIONARY** piping unless otherwise noted.
3. All supports, hangers, clamps and accessories shown to use two nuts on the hanger rod or a jam nut must have nuts tightened securely to assure proper performance.

## FINISHES

Standard Finish on all products is plain without coating unless noted. Alternative finishes may be available upon request.

### **CADDY® COAT:**

Electrostatic coating.

### **COPPER:**

**CP** Copper electroplate (no corrosion protection; for identification purposes only).  
(Alternate finish is CADDY COAT.)

### **EPOXY: EP**

### **LAMINATE:**

**FL** Felt Lined

### **PAINTED:**

**RO** Red Oxide Primer  
**PT** Painted (Color may vary)

### **PLAIN:**

**PL** Plain without coating

**POLYMER:** (normally applied by fluidized bed process, 5 mil minimum thickness)

**PVC (VC)** Polyvinyl Chloride

### **ZINC:**

**EG** Zinc electroplate (ANSI/ASTM B 633)

**PRE-GAL (PG)** Continuous mill annealed and galvanized. Cut edges and welded areas are not zinc coated. Zinc near the uncoated metal becomes a sacrificial anode which protects the bare areas after exposure (ANSI/ASTM A 525 and 526).

**HDG (HD)** Hot Dipped Galvanization after fabrication; submerged in a bath of molten zinc; forms a metallurgical bond covering all surfaces (ANSI/ASTM A 123).

**ZP** Zinc and Phosphate coatings combined to provide a corrosion resistant barrier to resist rusting in accordance with ASTM B117-61 Federal Test Number QQM-151.

All dimensions are in inches unless otherwise noted.

See page 263 for finish and material descriptions. All material is Electro-Galvanized Steel unless otherwise noted.



## CADDY® ERISTRUT LOAD APPLICATIONS

### CHANNEL FRAMING

CADDY® ERISTRUT channel and continuous inserts are cold roll-formed from high quality carbon steel. The raw steel used conforms to the following ASTM® specifications:

GAGE	FINISH	ASTM NO.
12	GR; HDG; PG	A570 GR33 A446 GRA
14	GR; HDG; PG	A570 GR33 A446 GRA

### FINISHES

#### GREEN POWDER COATED (GN)

CADDY ERISTRUT green polyurethane powder coating is electrostatically applied after fabrication. Once the channel is pre-treated and cleaned, it is coated with the powder. It proceeds through a baking process creating a chemical bond, resulting in a 1.5 mil thickness of polyurethane coating. This coating provides excellent resistance to chipping, peeling, and corrosion.

#### PRE-GALVANIZED (PG)

The zinc coating on this channel is produced by hot dipping the steel coil or sheet at the mill prior to fabrication. This process is also known as "mill galvanized". The steel is then rolled and processed to produce various sizes and configurations of channel. During the fabrication of this product, the cut edges and welded areas are no longer zinc coated. However, the zinc near the uncoated metal provides sufficient protection to any bare areas. Pre-galvanized channel is suitable for use in dry or mildly corrosive atmospheres.

#### HOT DIP GALVANIZED (HD)

The zinc coating in this finish is applied after rolling and fabrication. The bond formed by dipping the finished product in molten zinc, completely covers all surfaces, including edges and welds. This zinc coating is recommended for prolonged outdoor exposure and will normally protect steel for up to 20 years or more. For best results, any field cuts should be treated with a zinc-rich paint to ensure the integrity of the finish.

### STAINLESS STEEL (S4 OR S6)

CADDY ERISTRUT offers channel and accessories in AISI Type 304 or Type 316 stainless steel. Both are non magnetic. Stainless steel reduces long term maintenance costs, is ideal for use in extreme ambient temperatures and is resistant to corrosion.

### ALUMINUM (AL)

Aluminum channel offers low installation costs through ease of handling and field cutting, while providing excellent corrosion resistance. All aluminum channels are extruded from aluminum alloy 6063-T6. Strut fittings are made from aluminum alloy 5052-H32.

### PLAIN (PL)

The plain finish designation means that the channel retains the oiled surface applied to the steel prior to the rolling process. This channel offers no protection from corrosion.

### FITTINGS

CADDY ERISTRUT fittings, unless otherwise noted, are punch pressed from hot rolled, pickled and oiled steel plates, strip or coil, and conform to ASTM specifications A575, A576, A635 and A36. The pickling of the steel provides a smooth scale-free surface.

### HARDWARE

CADDY ERISTRUT's Channel nuts are designed to provide gripping power and ease during installation. Channel nuts are press formed, machined and hardened from steel that meets the requirements of ASTM A576, ASTM A675 and ASTM A108. Standard finish is electro-plated zinc (ASTM B663).

Channel nuts are rectangular with beveled end to permit quarter turn in the channel after insertion through the rolled opening. Toothed grooves engage the rolled edges of the channel and prevent movement of the nut after tightening of the bolt and nut. All bolts, screws and nuts meet the physical and chemical requirements of ASTM A307, SAE J429 and ASTM A563, as well as having unified inch screw threads (course, UNC). Metric threads are also available.

### ELECTRO-PLATED ZINC (EG)

The Electro-plated Zinc process deposits a coating of zinc over the steel by electrolysis from a bath of zinc sales. EG finish is usually recommended for indoor use in relatively dry areas. Unless otherwise noted, the standard finish for all CADDY® ERISTRUT fittings and accessories is EG. This finish conforms with ASTM B633 SC1.

