


## Stream Types




### Aerated Stream

Aerator outlets introduce air into the water stream to produce a larger white stream soft to the touch and non-splashing. They are frequently used in many lavatory and sink applications.



### Laminar Stream

Laminar stream straighteners produce a non-aerated water stream. This crystal clear, non-splashing stream is ideal for high flow applications or facilities where an air/water mix is not desirable.



### Spray Stream

Spray stream outlets that produce a miniature shower pattern to provide full coverage of the hands during washing. Sprays are recommended for use in public lavatories.


## Flow Regulator Outlets

### Aerated Outlets

Model	Thread	GPM @ 60 psi
<b>Vandal Resistant</b>		
E12VPJKABCP	13/16" - 27 UNS Male	2.2
E34VPJKABCP	13/16" - 27 UNS Male	1.5
E35VPJKABCP	13/16" - 24 UNS Female	1.5
E3VPJKABCP	13/16" - 24 UNS Female	2.2
E19JKABCP	13/16" - 24 UNS Female with anti-hose flange	2.2
E3-2VPJKABCP	E3 with 3/8" - 18 NPSM Male adapter	2.2
<b>Standard</b>		
E12JKABCP	13/16" - 27 UNS Male	2.2
E3-2JKABCP	E3 with 3/8" - 18 NPSM Male adapter	2.2
E3-2JKSAM	3/8" - 18 NPSM Male, Satin Finish	2.2
E3-3JKABCP	E3 with 3/8" - 18 NPSM Female Inlet adapter	2.2
E34JKABCP	13/16" - 27 UNS Male	1.5
E35JKABCP	13/16" - 24 UNS Female	1.5
E3JKABCP	13/16" - 24 UNS Female	2.2
<b>Spray</b>		
E25JKABCP	13/16" - 24 UNS Female	2.2



E12VPJKABCP



E35VPJKABCP



E12JKABCP



E3-2JKABCP



E3JKABCP



E25JKABCP