


For Residential and Commercial Applications

Job Name		Engineer / Architect	
Job Location		Wholesaler	
Submittal Date		Contractor	

B1-**DW Speedi Plumb® PLUS Braided Dishwasher Connector - Compression Inlet

Use: For use in potable water distribution systems in accessible locations only

Design Features:


- **Engineered polymer braided** fibers bend freely without kinking or crimping
- **Reinforced PVC inner hose** ensures durability
- **Rubber washers** provide a large pliable sealing surface and ensure a long lasting water-tight connection
- **8-sided pneumatic crimp** provides greater dependability for reliable nut-to-hose connections
-  **No Lead**

Operating Specifications:

Temperature: 40°- 140° F, intermittent to 180° F

Pressure: 125 PSI maximum

Tubing Diameter: 0.300" ID (0.550" OD)



MATERIAL SPECIFICATIONS	
Inner Hose	Reinforced PVC
Braiding	PVC coated polyester yarn
Barb	Brass
Ferrule	Zinc-plated steel
Washer	Rubber
Compression Nut	Brass, chrome plated
Elbow Adaptor	Brass, chrome plated
Fitting Adaptor	Brass, chrome plated

Part Listing:

- | | | |
|--------------------------|---------------|--|
| <input type="checkbox"/> | B1-12DW F | 3/8" compression x 3/8" compression x 12" length |
| <input type="checkbox"/> | B1-16DW F | 3/8" compression x 3/8" compression x 16" length |
| <input type="checkbox"/> | B1-20DW F | 3/8" compression x 3/8" compression x 20" length |
| <input type="checkbox"/> | B1-36DW F | 3/8" compression x 3/8" compression x 36" length |
| <input type="checkbox"/> | B1-48DW F | 3/8" compression x 3/8" compression x 48" length |
| <input type="checkbox"/> | B1-48DW6 F | 3/8" compression x 3/8" compression w/ 3/8" MIP elbow x 48" length |
| <input type="checkbox"/> | B1-48DW6 P | 3/8" compression x 3/8" compression w/ 3/8" MIP elbow x 48" length, carded |
| <input type="checkbox"/> | B1U-48DW612 D | Universal Connector - 3/8" compression x 3/8" compression x 48" length with 3/8" MIP elbow, 1/2" compression & 1/2" FIP adaptors, carded |

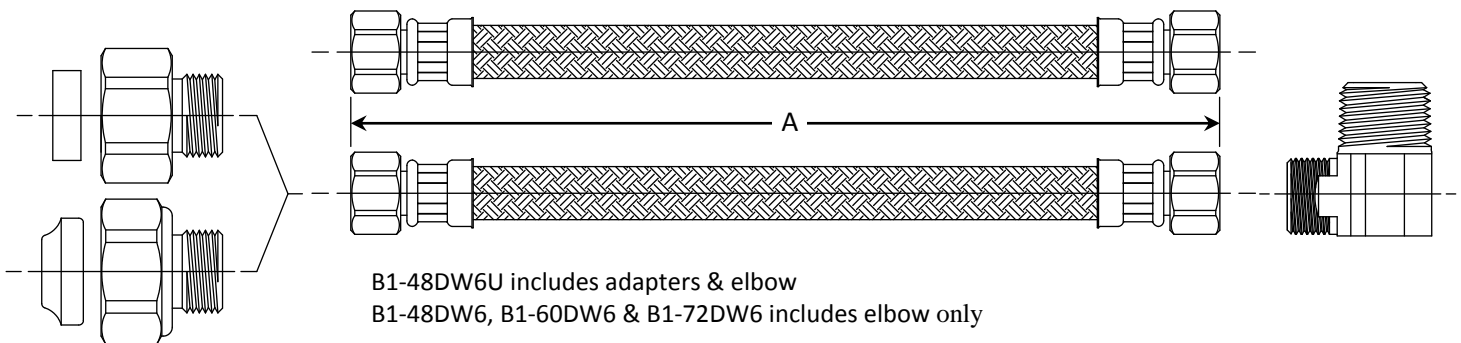
This specification and all information contained herein is the confidential and exclusive property of BrassCraft Manufacturing, and shall not be disclosed to others without the written consent of BrassCraft Mfg. This specification must be returned to BrassCraft Mfg. if requested.

BrassCraft®

B1-**DW Speedi Plumb® PLUS Braided Dishwasher Connectors - Compression Inlet

Part Listing (con't):

<input type="checkbox"/>	B1-48DW12 F	3/8" compression x 3/8" compression w/ 3/8" MIP elbow x 48" length, carded
<input type="checkbox"/>	B1-48DW12 P	3/8" compression x 3/8" compression x 48" length with 3/4" garden hose elbow, bagged
<input type="checkbox"/>	B1-60DW F	3/8" compression x 3/8" compression x 60" length
<input type="checkbox"/>	B1-60DW B	3/8" compression x 3/8" compression x 60" length, bulk
<input type="checkbox"/>	B1-60DW6 F	3/8" compression x 3/8" compression w/ 3/8" MIP elbow x 60" length
<input type="checkbox"/>	B1-60DW6 P	3/8" compression x 3/8" compression w/ 3/8" MIP elbow x 60" length, carded
<input type="checkbox"/>	B1-60DW12 F	3/8" compression x 3/8" compression w/ 3/8" garden hose elbow x 60" length
<input type="checkbox"/>	B1-60DW12 P	3/8" compression x 3/8" compression w/ 3/8" garden hose elbow x 60" length, carded
<input type="checkbox"/>	B1-72DW F	3/8" compression x 3/8" compression x 72" length
<input type="checkbox"/>	B1-72DW6 F	3/8" compression x 3/8" compression w/ 3/8" MIP elbow x 72" length
<input type="checkbox"/>	B1-72DW6 P	3/8" compression x 3/8" compression w/ 3/8" MIP elbow x 72" length, carded
<input type="checkbox"/>	B1-72DW12 F	3/8" compression x 3/8" compression w/ 3/4" garden hose elbow x 72" length
<input type="checkbox"/>	B1-72DW12 P	3/8" compression x 3/8" compression w/ 3/4" garden hose elbow x 72" length, carded
<input type="checkbox"/>	B1-120DW F	3/8" compression x 3/8" compression x 120" length



PART DIMENSIONS (Inches)	
Model	DIM. A
B1-12DW	12.0 / 13.0
B1-16DW	16.0 / 17.0
B1-20DW	20.0 / 21.0
B1-36DW	36.0 / 37.0

PART DIMENSIONS (Inches)	
Model	DIM. A
B1-48DW	48.0 / 49.0
B1-48DW6	48.0 / 49.0
B1-48DW6U	48.0 / 49.0
B1-60DW	60.0 / 61.0

PART DIMENSIONS (Inches)	
Model	DIM. A
B1-60DW6	60.0 / 61.0
B1-72DW	72.0 / 73.0
B1-72DW6	72.0 / 73.0
B1-120DW	120.0 / 121.0

Listings & Certifications:

- IAPMO listed to ASME A112.18.6 and CSA B125.6 (File # 0452)
- CSA listed to ASME A112.18.6 and CSA B125.6 (File #204593)
- No-Lead product CSA listed to Low-Lead Content Certification Program – Plumbing Products Class 6853-01



This specification and all information contained herein is the confidential and exclusive property of BrassCraft Manufacturing, and shall not be disclosed to others without the written consent of BrassCraft Mfg. This specification must be returned to BrassCraft Mfg. if requested.

BrassCraft®