


### SPECIFICATION SUBMITTAL SHEET



#### FEATURES

Sizes: ☐ 3/4" ☐ 1" ☐ 1 1/4" ☐ 1 1/2" ☐ 2"  
 Maximum working water pressure 175 PSI  
 Maximum working water temperature 180°F  
 Hydrostatic test pressure 350 PSI  
 End connections Threaded ANSI B1.20.1

#### OPTIONS

(Suffixes can be combined)

- ☐ - with full port QT ball valves (standard)
- ☐ MS - with integral relief valve monitor switch
- ☐ S - with Model SXL lead-free bronze "Y" type strainer
- ☐ BMS - with battery operated monitor switch
- ☐ FT - with integral male 45° flare SAE test fitting
- ☐ TCU - with test cocks up
- ☐ V - with union swivel elbows (3/4" & 1")
- ☐ SE - with street elbows
- ☐ U - with union ball valves

#### ACCESSORIES

- ☐ Air gap (Model AG)
- ☐ Repair kit (rubber only)
- ☐ Thermal expansion tank (Model XT)
- ☐ Soft seated check valve (Model 40XL)
- ☐ Shock arrester (Model 1250XL)
- ☐ QT-SET Quick Test Fitting Set
- ☐ Ball valve handle locks
- ☐ Test Cock Lock (Model TCL24)

Relief Valve discharge port:

3/4" - 1" - 0.63 sq. in.

1 1/4" - 2" - 1.19 sq. in.

#### DIMENSIONS & WEIGHTS (do not include pkg.)

MODEL SIZE		DIMENSIONS (approximate)														WITH BALL VALVES	
		A		B		C		D		E		F		G			
in.	mm	in.	mm	in.	mm	in.	mm	in.	mm	in.	mm	in.	mm	in.	mm	lbs.	kg
3/4	20	12	305	7 3/4	197	2 1/8	54	3	76	3 1/2	89	5	127	16 1/8	410	12	5.5
1	25	13	330	7 3/4	197	2 1/8	54	3	76	3 1/2	89	5	127	17 3/8	441	14	6.4
1 1/4	32	17	432	10 15/16	278	2 3/4	70	3 1/2	89	5	127	6 3/4	171	22 9/16	573	28	12.7
1 1/2	40	17 3/8	441	10 15/16	278	2 3/4	70	3 1/2	89	5	127	6 3/4	171	24 1/16	611	28	12.7
2	50	18 1/2	470	10 15/16	278	2 3/4	70	3 1/2	89	5	127	6 3/4	171	26 1/2	673	34	15.4

#### APPLICATION

Ideal for use where lead free\* valves are required. Designed for installation on potable water lines to protect against both backsiphonage and backpressure of contaminated water into the potable water supply. Assembly shall provide protection where a potential health hazard exists.

#### STANDARDS COMPLIANCE

- ASSE® Listed 1013
- IAPMO® Listed
- CSA® Certified
- NSF® Listed - Standard 61, Annex G
- AWWA Compliant C511
- Approved by the Foundation for Cross Connection Control and Hydraulic Research at the University of Southern California

#### LEAD PLUMBING LAW COMPLIANCE

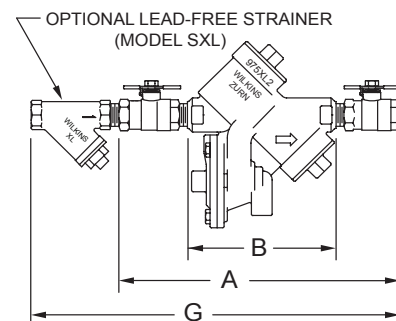
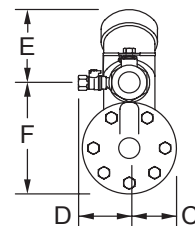
(CA H&S Code §116875, VSA §2470h)

\*(0.25% MAX. WEIGHTED AVERAGE LEAD CONTENT)

- Lead Plumbing Law Certified by IAPMO R&T
- Annex G Certified by NSF International

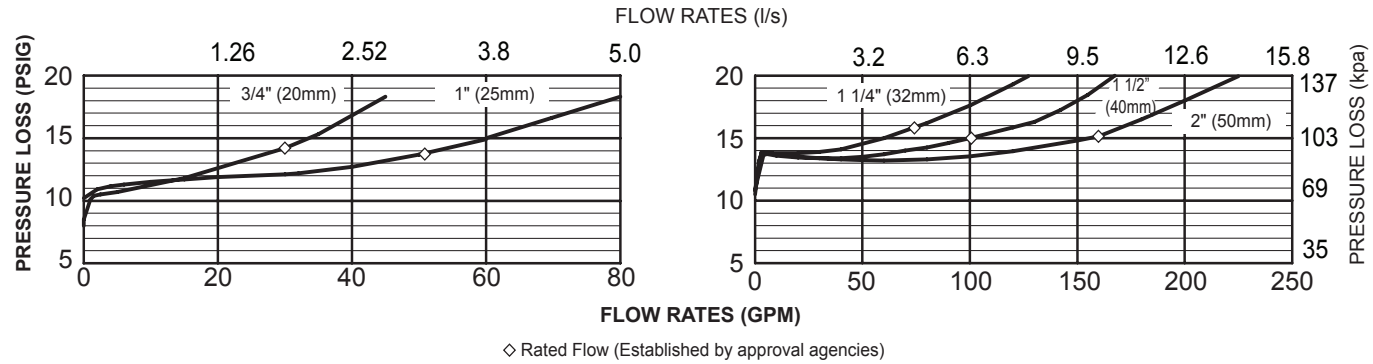
#### MATERIALS

Main valve body Cast Bronze ASTM B 584  
 Access covers Cast Bronze ASTM B 584  
 Fasteners Stainless Steel, 300 Series  
 Elastomers Silicone (FDA Approved)  
 Buna Nitrile (FDA Approved)  
 Polymers Noryl™, NSF Listed  
 Springs Stainless Steel, 300 series



## FLOW CHARACTERISTICS

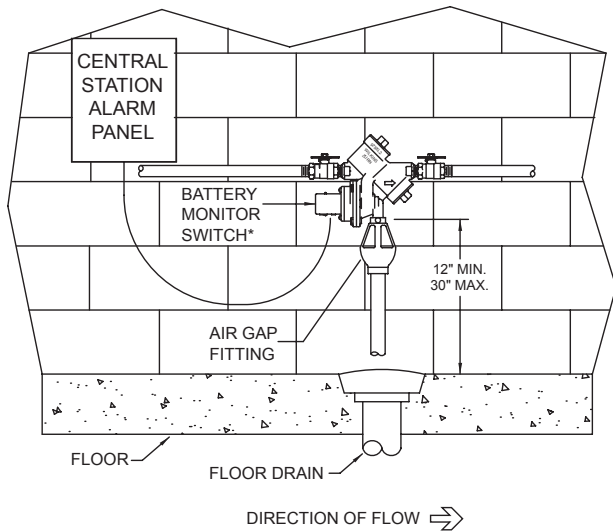
MODEL 975XL2 3/4", 1", 1 1/4", 1 1/2" & 2" (STANDARD & METRIC)



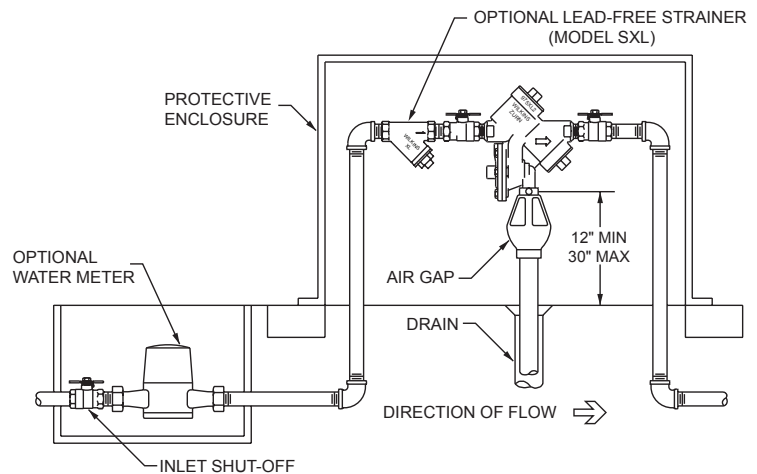
## TYPICAL INSTALLATION

Local codes shall govern installation requirements. To be installed in accordance with the manufacturers' instructions and the latest edition of the Uniform Plumbing Code. Unless otherwise specified, the assembly shall be mounted at a minimum of 12" (305mm) and a maximum of 30" (762mm) above adequate drains with sufficient side clearance for testing and maintenance. The installation shall be made so that no part of the unit can be submerged.

Capacity thru Schedule 40 Pipe				
Pipe size	5 ft/sec	7.5 ft/sec	10 ft/sec	15 ft/sec
1/8"	1	1	2	3
1/4"	2	2	3	5
3/8"	3	4	6	9
1/2"	5	7	9	14
3/4"	8	12	17	25
1"	13	20	27	40
1 1/4"	23	35	47	70
1 1/2"	32	48	63	95
2"	52	78	105	167



**INDOOR INSTALLATION**  
(Shown w/optional BMS)



**OUTDOOR INSTALLATION**

## SPECIFICATIONS

The Reduced Pressure Principle Backflow Preventer shall be ANSI 3<sup>rd</sup> party certified to comply with states' lead plumbing law 0.25% maximum weighted average lead content requirement, shall be ASSE® Listed 1013, rated to 180°F, and supplied with full port ball valves. The main body and access covers shall be low lead bronze (ASTM B 584), the seat ring and all internal polymers shall be NSF® Listed Noryl™ and the seat disc elastomers shall be silicone. The first and second checks shall be accessible for maintenance without removing the relief valve or the entire device from the line. If installed indoors, the installation shall be supplied with an air gap adapter and integral monitor switch. The Reduced Pressure Principle Backflow Preventer shall be a WILKINS Model 975XL2.