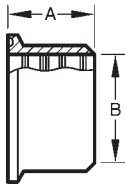


Clamp Ferrules



3* Roll-On Ferrules - 14RMP

- for expanding

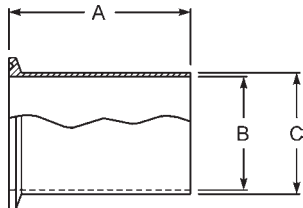
Tube OD	A	B	304 Stainless Steel Part Number	316L Stainless Steel Part Number
1"	.750	1.005	14RMP-G100	14RMP-R100
1½"	1.125	1.505	14RMP-G150	14RMP-R150
2"	1.312	2.005	14RMP-G200	14RMP-R200
2½"	1.375	2.505	14RMP-G250	14RMP-R250
3"	1.437	3.005	14RMP-G300	14RMP-R300
4"	1.500	4.005	14RMP-G400	14RMP-R400
6"	2.000	6.005	14RMP-G600	---

* for use when modifying or repairing existing on-site farm milk handling systems

3 Automatic Weld Ferrules - TL14AM7

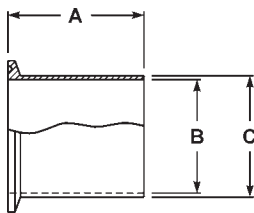
- meets ASME BPE-2009 specifications

Tube OD	A	B	C	316L Stainless Steel Part Number
½"	1.750	.370	.500	TL14AM7-50PL
¾"	1.750	.620	.750	TL14AM7-75PL
1"	1.750	.870	1.000	TL14AM7-100PL
1½"	1.750	1.370	1.500	TL14AM7-150PL
2"	2.250	1.870	2.000	TL14AM7-200PL
2½"	2.250	2.370	2.500	TL14AM7-250PL
3"	2.250	2.870	3.000	TL14AM7-300PL
4"	2.250	3.834	4.000	TL14AM7-400PL
6"	3.000	5.782	6.000	New TL14AM7-600PL



3 Tank Ferrules (light duty) - 14WLMP

Tube OD	A	B	C	304 Stainless Steel Part Number	316L Stainless Steel Part Number
1"	3.000	.870	1.000	14WLMP-G100	14WLMP-R100
1½"	3.000	1.370	1.500	14WLMP-G150	14WLMP-R150
2"	3.000	1.870	2.000	14WLMP-G200	14WLMP-R200
2½"	3.000	2.370	2.500	14WLMP-G250	14WLMP-R250
3"	4.000	2.870	3.000	14WLMP-G300	14WLMP-R300
4"	4.000	3.834	4.000	14WLMP-G400	14WLMP-R400
6"	6.000	5.782	6.000	14WLMP-G600	14WLMP-R600
8"	6.000	7.760	8.000	---	14WLMP-R800
10"	6.000	9.782	10.000	---	14WLMP-R1000
12"	6.000	11.760	12.000	---	14WLMP-R1200



3 Tank Ferrules (heavy duty) - 14MPW

- certified ASME materials

Tube OD	A	B	C	316L Stainless Steel Part Number
½"	1.625	.321	.502	14MPW-R50
¾"	1.625	.574	.750	14MPW-R75
1"	1.625	.870	1.160	14MPW-R100
1½"	1.625	1.370	1.676	14MPW-R150
2"	1.750	1.870	2.192	14MPW-R200
2½"	1.750	2.370	2.708	14MPW-R250
3"	1.813	2.870	3.224	14MPW-R300
4"	2.125	3.834	4.256	14MPW-R400
6"	2.500	5.758	6.192	14MPW-R600
8"	2.500	7.758	8.192	14MPW-R800

