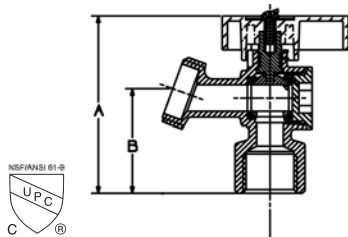


Boiler Drains

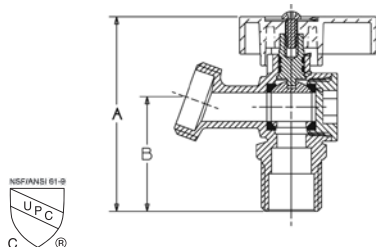

125 lb. CWP to 100°F
Maximum Temperature 180°F



QT73X

DESCRIPTION	NOM. SIZE	DIMENSIONS		APPROX. NET WT.
		A	B	
BOILER DRAIN FIP to Hose	1/2"	2.64"	1.57"	.42 lb
	3/4"	2.72"	1.65"	.46 lb

IAPMO Listed to cUPC® and NSF/ANSI 61-2

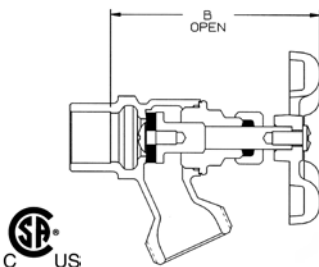



QT74X

DESCRIPTION	NOM. SIZE	DIMENSIONS		APPROX. NET WT.
		A	B	
BOILER DRAIN Cup or MIP Threads to Hose	1/2"	2.64"	1.57"	.40 lb
	3/4"*	2.72"	1.65"	.42 lb

IAPMO Listed to cUPC® and NSF/ANSI 61-2

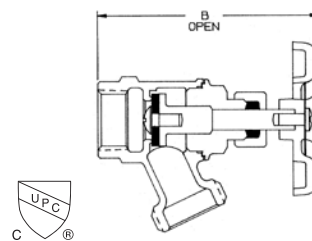

* 3/4" furnished in male threads only



72

DESCRIPTION	NOM. SIZE	DIMENSIONS	APPROX. NET WT.
		B	
Boiler Drain Cup to Hose	1/2"	3 1/16"	.40 lb
	3/4"*	2 13/16"	.40 lb

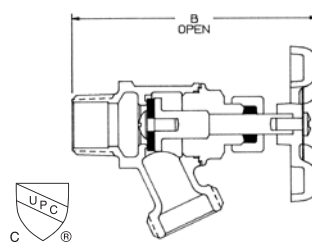
* 3/4" not CSA listed



73-CL

DESCRIPTION	NOM. SIZE	DIMENSIONS	APPROX. NET WT.
		B	
Boiler Drain Threaded to Hose	1/2"	3 1/4"	.50 lb
	3/4"	3 5/16"	.60 lb

IAPMO Listed to cUPC®

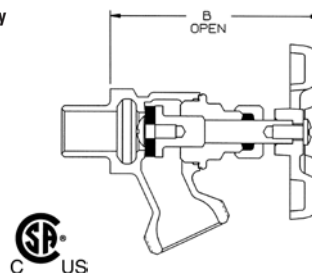



74-CL

DESCRIPTION	NOM. SIZE	DIMENSIONS	APPROX. NET WT.
		B	
Boiler Drain Copper or Male Threads to Hose	1/2"	3 11/16"	.4 lb
	3/4"*	3 3/4"	.45 lb

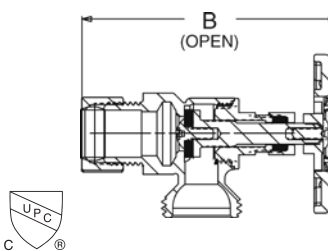
IAPMO Listed to cUPC®

* 3/4" furnished in male threads only



74-2

DESCRIPTION	NOM. SIZE	DIMENSIONS	APPROX. NET WT.
		B	
Boiler Drain Fit to Hose	1/2"	3 3/8"	.40 lb



4464

DESCRIPTION	NOM. SIZE	DIMENSIONS	APPROX. NET WT.
		B	
Boiler Drain Compression to Hose	1½"	3¼"	.50 lb

IAPMO Listed to cUPC®