


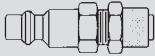
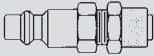
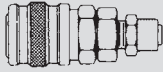
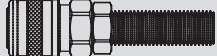
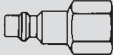






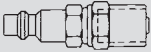


1/8" One Way Shut-Off – 2 Series

FEATURES

- High flow capability for small coupler
- Precision leak-proof seal
- Positive locking mechanism



Size	Cat. No.	Cat. No.	Cat. No.	Cat. No.
Plastic & Metal Tubing			 BL optional [1]	
.170 x 1/4 Plastic	PJ8-2	PJ8-2V	SJ8-2	SJ8P-2
1/4 Soft Metal	PJ8-2M	PJ8-2VM	SJ8-2M	SJ8P-2M
Female Thread				[1] BL – Locks manual socket against accidental disconnect. To order, prefix BL to socket number.
1/8 FPT	23-2	–	2302	
1/8 FPT [303 Stainless]	–		2302S/S	
1/4 FPT	27-2		2702	
Male Thread				
1/8 MPT	22-2	–	2202	
1/8 MPT [Brass]	22-2B		–	
1/8 MPT [303 Stainless]	22-2S/S		2202S/S	
1/4 MPT	24-2		2402	
Hose Stem (Require Hose Clamps)				
1/8 I.D.	02-2	–	2022	
3/16 I.D.	03-2		2032	
1/4 I.D.	04-2		2042	
Self Storing Air Hose				
1/4 I.D.	–	–	1502	
Reusable Hose Clamp (ID x OD)				
1/4 x 1/2	PB3-2	–	–	
1/4 x 9/16	PB5-2			
1/4 x 5/8	PB7-2			
1/4 x 11/16	PB9-2			

- Profile drawings available at www.couplers.com
- See Page 68 for Specifications, Performance Data, Full Size Templates, and Optional Seal Compounds