


GAALFLEX® VFD 2XSLCY-K



acc. to CPR UE 305/11, EN 50575:2014 + A1:2016, Cca-s3, d1, a3



ELETTROTEK KABEL® GAALFLEX® VFD 2XSLCY-K, Cca-s3, d1, a3



ELETTROTEK KABEL® GAALFLEX® VFD 2XSLCY-K, Cca-s3, d1, a3



Construction:

CONDUCTOR:	FLEXIBLE RED COPPER CONDUCTOR CL. 5, ACC TO IEC 60228, DIN VDE 0295
INSULATION:	SPECIAL XLPE COMPOUND
CORES COLOR:	ACC. TO DIN VDE 0293-308, HD 308 S2 3 CONDUCTORS + 3 EARTH CONDUCTORS: GREY, BROWN, BLACK AND GREEN/YELLOW DIVIDED IN INTERSTICES 4 CORES: GREEN/YELLOW, BROWN, BLACK, GREY
STRANDING:	IN LAYERS
SCREEN:	ALUMINIUM TAPE + PETP FOIL AND TINNED COPPER BRAID
OUTER SHEATH:	BLACK (SIMILAR RAL 9005), SPECIAL PVC COMPOUND

Technical data:

NOMINAL VOLTAGE:	U ₀ /U 0,6/1 kV
TEST VOLTAGE:	4 kV
MAX. OPERATING VOLTAGE:	A.C. AND 3 PHASE 0,7/1,2 kV D.C. OPERATION 0,9/1,8 kV
PEAK VALUE \hat{U}:	1,7 kV
TEMPERATURE RANGE:	
FIXED LAYING:	- 40°C UP TO + 70°C
FLEXIBLE INSTALLATION:	- 15°C UP TO + 70°C
MAX. TEMPERATURE ON CONDUCTOR:	+ 90°C
MAX. TEMPERATURE IN SHORT CIRCUIT:	+ 250°C
MIN. BENDING RADIUS:	
FIXED LAYING:	UP TO 12 mm: 5 x D > 12 TO 20 mm: 7,5 x D > 20 mm: 10 x D
FLEXIBLE APPLICATION:	UP TO 12 mm: 10 x D > 12 TO 20 mm: 15 x D > 20 mm: 20 x D
INSULATION RESISTANCE:	MIN. 200 MOhm x km
RADIATION RESISTANCE:	UP TO 80 x 10 ⁶ cJ/km
COUPLING RESISTANCE:	DEPENDING ON THE CROSS-SECTION: MAX. 250 Ohm/km
MUTUAL CAPACITANCE (4 CONDUCTORS VERSION):	DEPENDING ON THE CROSS-SECTION CORE/CORE 70 TO 250 nF/km CORE/SCREEN 110 TO 410 nF/km

Resistance:



SELF-EXTINGUISHING AND FLAME RETARDANT ACC. TO:
DIN VDE 0482 PART 265-2-1,
EN 50265-2-1,
IEC 60332-1-2,
EN 50399

Features:

SUITABLE FOR MINING APPLICATIONS!

- UV RESISTANT
- OUTDOOR USE
- SUITABLE FOR DIRECT BURIAL APPLICATIONS
- ACC. TO DIN VDE 0250
- EMC (ELECTROMAGNETIC COMPATIBILITY)
- SUITABLE FOR APPLICATION ACC. TO EN 55011,
DIN VDE 0875 AND EN 61800-3
- LOW MUTUAL CAPACITANCE
- LOW COUPLING RESISTANCE
- INSTALLATION IN HAZARDOUS AREAS
- LOW CUPLING RESISTANCE FOR HIGH
ELECTROMAGNETIC COMPATIBILITY
- ACC. TO CPR UE 305/11, EN 50575:2014 + A1:2016, Cca-s3,d1,a3
- CLASSIFICATION (CEI UNEL35016), EN 13501-6
- ROHS AND CE APPROVAL



Applications:

SUITABLE IN PLANTS AND BUILDINGS, AS A SUPPLY AND CONNECTING CABLE FOR MEDIUM MECHANICAL STRESSES IN FIXED INSTALLATIONS AND FORCED MOVEMENTS IN DRY, MOIST AND WET ENVIRONMENTS FOR OUTDOOR APPLICATIONS. USED IN THE AUTOMOBILE INDUSTRY, FOOD INDUSTRY, ENVIRONMENTAL ENGINEERING, PACKAGING INDUSTRY, TOOLMAKING MACHINERY, HANDLING EQUIPMENT, FOR SIMOVERT DRIVERS, THEY ARE PARTICULARLY SUITABLE FOR USE WITH INDUSTRIAL PUMPS, VENTILATORS, CONVEYOR BELTS AND AIR-CONDITIONING INSTALLATIONS AND SIMILAR APPLICATIONS.

GAALFLEX® VFD 2XSLCY-K



acc. to CPR UE 305/11, EN 50575:2014 + A1:2016, Cca-s3, d1, a3



ELETTROTEK KABEL® GAALFLEX® VFD 2XSLCY-K, Cca-s3, d1, a3



ELETTROTEK KABEL® GAALFLEX® VFD 2XSLCY-K, Cca-s3, d1, a3



Part no.	No. of cores x cross section n x mm ²	Outer-Ø ca. mm ± 10%	Copper weight kg/km	Cable weight approx. kg/km	AWG no. *)
33045G72041M15	4 g 1,5	10,3	77	183	16
33045G72041M25	4 g 2,5	11,3	118	238	14
33045G72041M40	4 g 4	12,9	179	330	12
33045G72041M60	4 g 6	14,2	259	431	10
33045G72041M61	4 g 10	16,6	419	629	8
33045G72041M62	4 g 16	19,4	666	936	6
33045G72041M63	4 g 25	23,7	1025	1399	4
33045G72041M64	4 g 35	26,5	1416	1855	2
33045G72041M65	4 g 50	31,2	2036	2634	1
33045G72041M66	4 g 70	35,9	2822	3570	2/0
33045G72041M67	4 g 95	40,2	3797	4672	3/0
33045G72041M68	4 g 120	45,2	4822	6024	4/0
33045G72041M69	4 g 150	49,6	5995	7435	250 MCM
33045G72041M70	4 g 185	55,4	7425	9221	350 MCM
33045G72041M71	4 g 240	62,1	9575	11660	450 MCM
33045G72041M72	4 g 300	69,2	11919	14331	550 MCM
33045G72037M15	3 x 1,5 + 3 g 0,25	9,4	68	162	16 / 24
33045G72037M25	3 x 2,5 + 3 g 0,5	10,3	106	213	14 / 20
33045G72037M40	3 x 4 + 3 g 0,75	11,7	159	297	12 / 19
33045G72037M60	3 x 6 + 3 g 1	12,9	227	383	10 / 18
33045G72037M61	3 x 10 + 3 g 1,5	15,5	362	569	8 / 16
33045G72037M62	3 x 16 + 3 g 2,5	17,6	569	813	6 / 14
33045G72037M63	3 x 25 + 3 g 4	21,6	893	1236	4 / 12
33045G72037M64	3 x 35 + 3 g 6	24,4	1268	1692	2 / 10
33045G72037M65	3 x 50 + 3 g 10	28,3	1831	2361	1 / 8
33045G72037M66	3 x 70 + 3 g 10	32,4	2424	3060	2/0 / 8
33045G72037M67	3 x 95 + 3 g 16	36,2	3331	4085	3/0 / 6
33045G72037M68	3 x 120 + 3 g 16	40,7	4109	5033	4/0 / 6
33045G72037M69	3 x 150 + 3 g 25	44,7	5250	6359	250 MCM / 4
33045G72037M70	3 x 185 + 3 g 35	50,2	6623	8015	350 MCM / 2
33045G72037M71	3 x 240 + 3 g 50	56,2	8673	10340	450 MCM / 1
33045G72037M72	3 x 300 + 3 g 50	62,6	10439	12382	550 MCM / 1

Other dimension and colours available on request.