




2019 PRODUCT GUIDE



NATURALGEAR

THE SCIENCE OF CAMOUFLAGE™





Welcome to Natural Gear, welcome to a new refreshing perspective centered around science, subtlety and a successful hunt

At Natural Gear, we're dedicated. Dedicated to making the most of your time, your hunt, your products and most importantly your success. Our dedication started deep in the Arkansas woods over 25 years ago and it still rings true today. At Natural Gear, we understand the passion of the outdoor stage, the grit of hunkering down motionless for hours, and the excitement that comes when hard work and dedication pay off. It's what we live for, it's what dominates our minds and what keeps us looking forward to each new season.

Natural Gear's scientifically proven camouflage patterns are unmatched by anyone else in the industry. We blend in better. It's that simple.




BRIEF HISTORY

It's not uncommon for a concept to be improved 'in the field,' when the need becomes apparent. This is especially true when an inventor happens to be the protagonist of our story. In the early 1990's, a hunter and his brother were on a bow hunt in the Mississippi River bottoms of Arkansas – hunting in separate locations a good ways away, one wearing the latest camo pattern on the market. Intently hiding in the timber, over forty yards away and twenty feet off the ground, he could still clearly pick him out. At about any distance, his outline formed the dreaded 'dark blob.' His camo had failed.

It was then that the decision was made to come up with a better camouflage pattern to improve upon all hunters' ability to hide.


And so our story began. With a unique, photographic approach, we traveled the country, capturing the naturally occurring patterns of Nature, taking note of the primary colors, shapes and, in particular, the consistent vertical orientation. We then experimented with several designs, synthesized from our observations. After many attempts, Natural Gear's Original Camouflage pattern was born and taken to market in 1994. That same pattern is the one we still use today for our full line of clothing and accessories. We keep using it because it keeps working; Mother Nature hasn't changed her pattern and neither have we.





Original "Natural"

The Original Natural is the one that started it all and is still our most popular pattern 25 years later. Because it was created using Natural Gear's laws of soft edges, naturally occurring tones, and vertical orientation found in nature, it is incredibly versatile for use in multiple seasons and environments. Whether you're in the woods, the desert, or the swamp, this pattern can adapt to its surroundings. This is the one that made us famous.




SC2 Green

The SC2 (Science 2) was added to the Natural Gear family in 2004 for use in heavy lush green vegetation, which is an excellent option for Spring and Early Fall hunts. Utilizing the same science as the Original Natural Pattern, an additional layer of mossy green provides an extra lush color palette.




Fields

Fields is Natural Gear's newest pattern and was created to conceal in specific environments such as rice, beans, and buckbrush. We hand harvested actual elements from local farms and using Natural Gear laws, arranged them in the same vertically oriented pattern that would occur naturally. Next, we used an underlay of our color corrected original Natural Pattern to imitate Mother Nature's light and shadows on the ground. The result is one of our most elaborate and effective camouflage patterns to date.



Snow

The Snow Pattern, introduced in 1996, is arguably the most effective winter camo pattern to date utilizing the same time-tested science found in our Original Natural Pattern. Adapting the depth and contrast of the base layers while changing the colors to white and black, effectively created a new version of the tried and true original that works perfectly in winter.



Blaze

The Blaze Camo Pattern, introduced in 2006, was developed for two purposes: hunters needed to follow laws mandating safety orange while also blending in. Because deer don't see colors the way humans do, we kept it simple by using Natural Gear laws of vertically oriented layers and soft, blurry edges over a safety orange base. The result is our Blaze Orange that keeps you as invisible to big game as our Natural Original Pattern. Be sure to check your local or state hunting regulations to confirm Natural Gear Blaze Camo Pattern is in compliance, as rules and regulations vary.



112



113

Hunting Tees

- 60/40 Cotton Poly Blend
- Anti-Microbial Treatment
- Chest Pocket
- Ribbed Collar and Cuffs
- Tagless
- S-4XL



104

Fatigue Pant

- Cotton Poly Boz Rip-Stop Stretch Material
- 6 Pocket Design
- Elastic Waist Inserts Enhance Fit
- Extra Wide Belt Loops
- Reinforced Seat and Knees
- S-3XL



101

Bush Shirt

- Cotton Poly Boz Rip-Stop Stretch Material
- 7 Button Front
- Dual Flat Front Chest Pockets
- Button Cuffs
- Long Tapered Tail
- S-4XL

Layering



461



Durofleece Midweight Hoodie

- Softshell Durofleece Shell
- Pullover Hoodie Design
- Drawcord Hood
- Kangaroo Pouch
- Natural Pattern
- S-3XL



462



Coral Fleece Hoodie

- Softshell Durofleece Shell
- Pullover Hoodie Design
- Coral Fleece Lining
- Drawcord Hood
- Kangaroo Pouch
- Natural Pattern
- S-3XL

451



Durofleece Pullover

- Softshell Durofleece Shell
- 1/4 Pullover Design
- Hem Cuffs and Waist
- Zippered Chest Pocket
- Natural Pattern
- S-3XL



471



Wader Pant

- Softshell Durofleece Shell
- Front Slash Pockets, One Back
- Elastic Waist with Drawstring
- Built in Stirrups
- Natural Pattern
- S-3XL



534

Cool-Tech Polo

- 100% Polyester
- Moisture-Wicking
- Quick-Dry
- Lightweight
- 2-way Stretch Design
- M-2XL



511MB



531



510



533



521



501

Cool-Tech Top

- 100% Polyester
- Moisture-Wicking
- Quick-Dry
- Lightweight
- 2-way Stretch Design
- S-3XL



504

Cool-Tech Pant

- 100% Polyester
- 6 Pocket Design
- Zip Fly Button Closure
- Hidden Elastic Waistband
- 2-way Stretch Design
- S-2XL





Photo: Drew Palmer



Photo: Josh Alberius



Photo: Drew Palmer



463

Stealth Hunter Full Draw Jacket

- 95% Polyester 5% Spandex Pongee
- 2 Way Stretch
- Brushed Grid Gleece Liner
- Natural Pattern
- S-3XL

Stealth Hunter Full Draw Pant

- 95% Polyester 5% Spandex Pongee
- 2 Way Stretch
- Snap Cargo Pockets
- Bottom Hem Zippers
- Natural Pattern
- S-3XL



465



Windproof Fleece



167

Windproof Fleece Bib

- Windproof 400g Micro Fleece
- 150g Quilted Isulation
- Duel Cargo Pockets
- Slash Pockets and Chest Pockets
- Fully Adjustable Shoulder Straps
- Zippered Legs for Easy On and Off
- S-3XL

Windproof Fleece Parka

- Windproof 400g Micro Fleece
- 150g Fixed Insulation
- Water Resistant
- Removable Hood
- Array of Pockets
- S-3XL



162



163



160



164

WinterCeptor Fleece Jacket

- 400g Hard-Sided Fleece
- Windproof
- Water Resistant
- Coiled Zippers
- Dual Chest Pockets (1 Magnetic)
- Drawcord Waist
- Seat Extend Tail
- Elastic Cuffs
- S-3XL

WinterCeptor Fleece Pullover

- 400g Hard-Sided Fleece
- Windproof
- Water Resistant
- Coiled Zippers
- Dual Chest Pockets (1 Magnetic)
- Drawcord Waist
- Seat Extend Tail
- Elastic Cuffs
- S-3XL

WinterCeptor Fleece Vest

- 400g Hard-Sided Fleece
- Windproof
- Water Resistant
- Coiled Zippers
- Dual Chest Pockets (1 Magnetic)
- Drawcord Waist
- Seat Extend Tail
- S-3XL

WinterCeptor Fleece Pant

- 400g Hard Sided Fleece
- Windproof
- Water Resistant
- Coiled Zippers
- 6 Pocket Design
- Adjustable Waist Tabs
- Belt Loops
- Zippered Legs for easy layering
- Functional Zippered Fly
- S-3XL



165

Cut Down Series

Cut Down 3-in-1 Duck Coat



444

- Dri-Stalk Windproof/Waterproof Material
- Full Length Waterproof Zipper
- 2 Magnetic Chest-High Handwarmer Pockets
- 1 Zippered Waterproof Accessory Pocket
- 2 Waterproof Zippered Chest Pockets
- 2 Waterproof Zippered Waist Pockets
- 2 Button Closure Cargo Pockets with Shell Loops
- Removable Fleece Lined Hood
- Fleece Lined Inner Collar with Beard Guard
- S-3XL

Cut Down Waterfowl Bib



447

- Dri Stalk Rigid Shell Material
- Waterproof
- Windproof
- 150g insulation
- Double Layered Protection in High Wear Areas
- Abrasion Resistant Overlay on Knees
- Adjustable Shoulder Straps
- Zippered Legs to Knee
- Array of Stash Pockets
- S-3XL

Cut Down Rain Shell



263

- Dri Stalk Rigid Shell Material
- Windproof
- Waterproof
- Waterproof Zippers
- Velcro Cuff Closures
- Drawcord Hood
- Chest and Side Slash Pockets
- S-3XL

Cut Down Rain Pant



265

- Dri Stalk Rigid Shell Material
- Windproof
- Waterproof
- Zippered Legs
- Elastic Waist
- S-3XL

Cut Down Series



105

Cutdown Waterfowl Jacket

- Dri-Stalk Windproof/Waterproof Material
- Full Length Waterproof Zipper
- 2 Magnetic Chest-High Handwarmer Pockets
- Zippered Waterproof Accessory Pocket
- 2 Waterproof Zippered Chest Pockets
- 2 Waterproof Zippered Waist Pockets
- 2 Button Closure Cargo Pockets with Shell Loops
- Removable Fleece Lined Hood
- Fleece Lined Inner Collar with Beard Guard
- S-3XL



205

Cutdown Waterfowl Pullover

- Dri Stalk Rigid Shell Material
- Fleece Lined
- Waterproof
- Windproof
- Dual Chest Pockets, 1 Magnetic
- Waterproof Neoprene Hook And Loop Cuffs
- Handwarmer Pockets
- Removable Hood
- S-3XL



264

Cutdown Waterfowl Vest

- Dri Stalk Rigid Shell Material
- Waterproof
- Windproof
- Dual Chest Pockets
- Hand Warmer Pockets
- S-3XL

Cutdown Waterfowl Pant

- Dri-Stalk Rigid Shell Material
- Windproof
- Waterproof
- Fleece Lined
- 4-Pocket Design
- Belt Loops
- Adjustable Waist Tabs
- Built-In Stirrups
- S-3XL



106



O'Canada

Josh Alberius

The drive from Arkansas to Canada is not a short one. As a matter of fact, none of us knew exactly how far of a drive it was, until I got the invite to join Drew Palmer in shooting photos and video footage on a waterfowl hunting excursion up north.

Drew and I were antsy to get some ducks and we planned the trip for well over a month before it took place. The summer was here and gone before we knew it; and by the time we hit the road, our travel list had grown to include three guys from the K Zone who are part of my weekend hunting crew, James Teague, Blaine Knight, and Jackson Braswell, and my former college roommate, Garrett Rucker.

On September 27, after several days on the road, we crossed into Saskatchewan and drove nine more hours to Wainwright, Alberta. By the time we were all unloaded and checked into the hotel, it was getting close to sunset and we still had to check four or five fields for the following morning's hunt.

Alberta is not like the sloughs of eastern Arkansas where you can watch the birds roost and then smash them the following morning. You must watch the birds leave your hunting location that evening so you know when you show up that morning that you will not bust them off of the roost. We checked four goose fields and one duck pond. Of course, the Arkansas boys were all about the loaded duck pond. That ended up being our target location for morning one and we could not wait to get out there and hunt.

Day 1:

We met our friend and local, Kevin Bernauer, at about 4:45 a.m. to hook up to the decoy trailer and head to the pond we were set to hunt. As we pulled up, you could feel the brisk 25° F wind at our back and we knew it was going to be a good one.

I was set up on the camera just up the hillside, while Drew, Kevin, and the K Zone boys were down in a panel blind just on the edge of the pond. We spent a good two to three hours pulling ducks out of the sky that morning.

That evening we set out for a goose hunt in a barley field a few miles outside of town. We were targeting Lesser Canadas and bread eaters (big honkers) as Drew called them. We set up layout blinds in the rows of barley, and had the chance to sit around and talk for an hour or two before the birds left water to head back to our feed. A few hours went by and we saw the first wave of Lessers come out of the south. Next thing you know, we were on the X and in the middle of the geese for the last hour or so of shooting time. We ended up with a solid bag in a little over an hour's work and headed in for a good dinner and an early nights rest. The stout harvest of birds on day one was more than we could have asked for. But little did we know, it was just getting started.



Day 2:

Kevin made a few calls and got a snow goose feed lined up for day two. We were up and going a little bit earlier than normal due to the number of decoys we had to set out. We ended up spending two hours putting around 1600 decoys out in a barley field. The spread was legit to say the least. In Canada you can use motion decoys and electronic callers for snows so this was a guaranteed smackdown if the wind would pick up. Sure enough, it did, and we ended up shooting a number that I would never have dreamed of. A big pile of birds before noon was a good finish to the morning. We decided to let the barrels cool off and take the rest of the afternoon to scout a dry field for the Lesser hunt the following morning.

Day 3:

By the time day three rolled around we were very slim on options as far as fields to hunt. We knew our day four and five hunts were locked in and looking promising, but day three was the best sunshine yet and we knew we had to be in the field somewhere no matter the bird numbers.

We found a feed of about 300 to 400 Lesser on a hillside and pinned it the night before. After getting there that morning we noticed that the cover was going to be limited so we decided to split into four groups and space our blinds out two and two in the rows of barley in order to maximize cover.

Now for me this was a nightmare, because having to run audio over 25 yards of spaced out layout blinds was not happening. I ended up getting some footage here and there, but Drew and I decided to head to the hilltop about 120 yards away and try to get some cool photos of the birds into the spread. We ended being able to spot birds better and got a few shots that we otherwise wouldn't have gotten if it weren't for the lack of cover. All in all, it turned out to be a much better morning than anticipated and we finished with a nice pile of geese within just a couple of hours. Everyone knew that the afternoon was going to be a home run since we had finished over half of our limit that morning.

3:00 p.m. rolled around and we were back in the dry fields of Alberta targeting Lesser geese. We were in a field full of hay bales, so I was able to hide the camera fairly easy and get some incredible footage over the top of the shooters. We smashed our geese in just over an hour with some bonus ducks.

Day 4:

Day four was easily the best day yet. We had noticed a large number of ducks going down on a hillside about two miles north of where we had goose hunted the previous afternoon. We left our goose spread on day three and went to scout this hillside for the morning of day four.

It was the most incredible thing I had seen since we had arrived in Alberta. There were thousands of mallards and pintails landing in a one-acre

pond and walking up on a hillside to feed. We knew it was going to be a smackdown if we could get the birds to leave for the night and not roost in the pond.

I guess you could say America was watching over us, because an eagle swooped down toward the ducks and flushed the entire roost up at once. We watched every single bird disperse and leave the hill side. We were in disbelief. This was the most fired up I had seen Kevin yet.

We arrived early to the field so we could get set up and let the birds starting filtering back into the feed. Long story short, we shot a mess of mallards and pintails in less than 20 minutes. This was one of those mornings that we dream of having and we couldn't help but burn through birds in that short of a time. We were eating breakfast at 8:30 a.m. and back at the hotel by 9:30. We had three hunts remaining on the trip so we had to get back out and put a dent in the geese.

Evening:

That evening we set up on a similar hillside overlooking a lake that had been holding birds all week. We were doing photo shoots for full-body decoys and layout blinds, so this worked out perfectly. We had ring stands on the bank and behind us and a spread of about 400 snow rags on top of the hill to pull birds from a distance. We shot the dog out of the specks and Canadas and had the opportunity to take a photo with all of the birds from that day. It was another great day and we still had one more day to go.

Day 5:

Day five was the final day of the trip. We went back to the same hillside where we had success the previous morning. We hadn't even seen a fraction of the birds that used that feed, so we were back on them again at sun up. We shot a good pile in less than an hour and decided to save the rest for that evening. The final evening we went back to the same location as the morning just on a different hillside due to wind changes. We ended up making a game out of the deal and seeing if we could get a slo-mo over the shoulder kill for everyone that was hunting. Of course, the bird numbers were outrageous and they were coming into the decoys in wads of 20 and 30. I ended up getting several over-the-shoulder slow-mo kills and then we finished up as a group. I got some incredible video clips to top off an entire week of world-class duck and goose hunting.

All in all this was the best duck and goose hunting experience I've ever been a part of and I cannot wait to do it again next year. A huge thank you goes to Drew and the guys at Hardcore Brands for making this trip happen. Thank you to Nat Gear for making sure we were equipped with the best stuff on the market and looking right for the five days of cold temps.



F444

Cut Down 3-in-1 Duck Coat

- Dri-Stalk Windproof/Waterproof Material
- Full Length Waterproof Zipper
- 2 Magnetic Chest-High Handwarmer Pockets
- 1 Zippered Waterproof Accessory Pocket
- 2 Waterproof Zippered Chest Pockets
- 2 Waterproof Zippered Waist Pockets
- 2 Button Closure Cargo Pockets with Shell Loops
- Removable Fleece Lined Hood
- Fleece Lined Inner Collar with Beard Guard
- S-3XL



F263

Cut Down Waterfowl Bib

- Dri Stalk Rigid Shell Material
- Waterproof
- Windproof
- 150g insulation
- Double Layered Protection in High Wear Areas
- Abrasion Resistant Overlay on Knees
- Adjustable Shoulder Straps
- Zippered Legs to Knee
- Array of Stash Pockets
- S-3XL



F447



F712



F713

Cut Down Rain Shell

- Dri Stalk Rigid Shell Material
- Windproof
- Waterproof
- Waterproof Zippers
- Velcro Cuff Closures
- Drawcord Hood
- Chest and Side Slash Pockets
- S-3XL



F411



F410



F211MB



F111DL

Synthetic Down

- 100% Polyester Shell and Lining
- 160g Synthetic Down
- Windproof
- Reverse Coil Zippers
- Hand Warmer Pockets
- DWR Treatment
- S-3XL



F105



F205



F264

Cutdown Waterfowl Jacket

- Dri-Stalk Windproof/Waterproof Material
- Full Length Waterproof Zipper
- 2 Magnetic Chest-High Handwarmer Pockets
- Zippered Waterproof Accessory Pocket
- 2 Waterproof Zippered Chest Pockets
- 2 Waterproof Zippered Waist Pockets
- 2 Button Closure Cargo Pockets with Shell Loops
- Removable Fleece Lined Hood
- Fleece Lined Inner Collar with Beard Guard
- S-3XL

Cutdown Waterfowl Pullover

- Dri Stalk Rigid Shell Material
- Fleece Lined
- Waterproof
- Windproof
- Duel Chest Pockets, 1 Magnetic
- Waterproof Neoprene Hook And Loop Cuffs
- Handwarmer Pockets
- Removable Hood
- S-3XL

Cutdown Waterfowl Vest

- Dri Stalk Rigid Shell Material
- Waterproof
- Windproof
- Dual Chest Pockets
- Hand Warmer Pockets
- S-3XL



F201



F204

Flannel Basics

- 100% Cotton Flannel
- 7 Button Shirt
- 6 Pocket Pant

Cutdown Waterfowl Pant

- Dri-Stalk Rigid Shell Material
- Windproof
- Waterproof
- Fleece Lined
- 4-Pocket Design
- Belt Loops
- Adjustable Waist Tabs
- Built-In Stirrups
- S-3XL



F106



346

Insulated Snow Jacket

- 100% Dri Stalker III Outer Shell
- 150g fixed insulation
- Waterproof
- Windproof
- Two Zippered Chest Pockets
- Two Cargo Pockets
- Roll Away Hood
- S-3XL



345

Insulated Snow Pant

- Dri Stalk III Exterior Shell
- 150g fixed insulation
- Waterproof
- Windproof
- Two Zippered Front Pockets
- One Rear Zippered Pocket
- Zippered Legs to Knee
- Elastic waist
- Belt Loops
- Easy Button Tab
- S-3XL



319

Cover up Parka

- 100% Brushed Poly Tricot
- Waterproof
- Windproof
- Quiet
- Oversized for Layering
- Full Zip Design
- OSFM



320

Cover up Pant

- 100% Brushed Poly Tricot
- Waterproof
- Windproof
- Quiet
- Drawcord Waist
- Full-Cut
- OSFM



311DL



337



309



338



336



310

Ladies / Youth



NATURALGEAR

THE SCIENCE OF CAMOUFLAGE™

W105

Ladies Stealth Hunter Jacket

- Soft Brushed Poly Tricot Shell
- Fleece Lined Body
- DWR Treatment
- Neoprene Cuffs
- Removable Hood
- Drawcord Waist
- XS-2XL



W106

Ladies Stealth Hunter Pant

- Soft Brushed Poly Tricot Shell
- Hook and Loop Ankle
- Zippered Legs
- Hidden Elastic Waistband
- XS-2XL



Youth Fleece Jacket

- 400g Windproof Fleece
- Water Resistant
- Full Zip
- Drawcord Waist
- Elastic Cuffs
- Hand Warmer Pockets
- S-XL



Youth Fatigue Pant

- Cotton/Poly Rip-Stop Material
- 6 Pocket Design
- Lightweight
- Breathable
- Elastic Waist Inserts Enhance Fit
- Extra Wide Belt Loops
- Dual Button Cargo Pockets
- S-XL



Youth Fleece Pant

- 400g Windproof Fleece
- Water Resistant
- Lightweight
- 6 Pocket Design
- Belt Loops
- Zippered Hip Pockets
- Zippered Fly
- S-XL





111DL



111MB



111NS



211MB



511MB



311DL



811DL



111BC



F111DL



F211MB



211



210



111GDC



111KC



111BDC



111BLMB



1110LMB



411



F411



137



337



129



831



132



531

Masks/Headnets



166



130



138



136



121



133



721



733



109



309



338



336



533



521



168-(M/L & XL/XXL)



810-(M/L & XL/XXL)



910-(M/L & XL/XXL)



410-(M/L & XL/XXL)



F410-(M/L & XL/XXL)



310-(M/L & XL/XXL)



710-OSFM



610-OSFM



510-OSFM



830R-(Right Hand M/L & XL/XXL)

830-(Left Hand M/L & XL/XXL)



820-(M-XXL)

Accessories

702



Wading Vest

888



Safety Vest

703



Blind Bag

704



Hand Warmer Muff

602



Shotgun Slip

Natural Gear

9823 Hilaro Springs Rd.

Little Rock, AR 72209

1-800-590-5590

www.naturalgear.com

