

Note: The product images shown may change over time as products are updated.

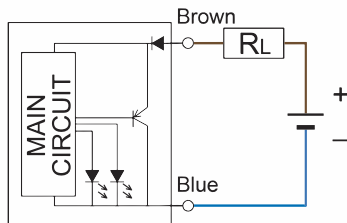
## Part Number

**PCDS-09/25R-A3U2**

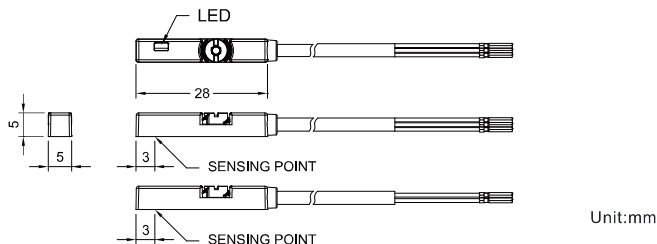
## Features

HTM Sensors Pneumatic Cylinder Sensors are built to provide reliable operation of pneumatic cylinders for motion control applications in any manufacturing environment. Convenient mounting and simple installation are required for successful pneumatic cylinder control, and HTM Sensors provides easy mounting t-slot, c-slot, dovetail and tie-rod mounting profiles to match the design of most commonly used pneumatic cylinders. Protection options are available, including pre-installed silicone, Kevlar or fiberglass jackets to keep machines running in rough environments.

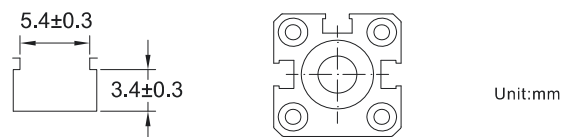
## Connection



## Dimensions



## Groove Dimensions



## Technical Data

Body Style	Direct Mount
Mounting Style	T-Slot
Magnet Requirement (*2)	50 Gauss
Output Type	Electronic Reed
Output Function	Normally Open
Connection	2 m Cable
Connector Type	-
Operating Voltage	10-28V DC
Switching Frequency	1 KHz
Operating Temperature	-10 °C - +60 °C
Current Consumption	-10 mA @ 24V DC max
Contact Rating (*1)	2W max
IP Rating	IEC 60529 IP67
Vibration Rating (*4)	9G
Shock Rating (*3)	50G
Short Circuit Protected	Yes
Reverse Polarity Protected	Yes
Max Current	1 mA
Leakage Current	0.05 mA max
Weld Field Immune	No
Weld Spatter Resistant	No
Body Dimensions (mm)	5 x 5 x 28

### NOTE:

1. WARNING: Never exceed rating (Watt=Voltage x Amperage). Permanent damage to sensor will occur.
2. Measuring standard target:  $\phi 15.5 \times \phi 8 \times 5t$  (Anisotropy rubber magnet)
3. Sin wave / X, Y, Z 3 directions / 3 times each direction / 11 ms each time.
4. Double amplitude 1.5 mm / 10 Hz~55 Hz~10 Hz (Sweep 1 min.) / X, Y, Z 3 directions / 1 hour each time.