

Cisco Industrial Ethernet 4000 Series Switches



Contents

Product overview	3
Features and benefits	3
Cisco ONE Software	5
Product specifications	7
Ordering information	18
Warranty information	20
Cisco environmental sustainability	21
Cisco Services	21
Cisco Capital	21
Document history	22

Developed specifically to withstand the harshest industrial environments, these switches offer the most flexible and resilient industrial ethernet products with secure connectivity, simple management and edge application execution.

Product overview

The Cisco® Industrial Ethernet (IE) 4000 Series delivers Gigabit connectivity to Cisco ruggedized switching portfolio with superior high-bandwidth switching capacity and proven Cisco IOS® Software. The IE 4000 Series provides highly secure access and industry-leading convergence ring protocols to support resilient and scalable networks while adhering to industry compliance requirements.

The IE 4000 Series is ideal for industrial Ethernet applications where hardened products are required, including manufacturing, energy, transportation, smart cities. The IE4000 has built-in SW image verification to ensure authenticity of the Cisco Software. With improved overall performance, greater bandwidth, advanced security features, and enhanced hardware, the Cisco IE 4000 Series complements the current industrial Ethernet portfolio of related Cisco industrial switches, such as the Cisco IE 2000, IE 3200, IE 3300 and IE 3400.

The IE 4000 Series can be used to easily and securely extend the enterprise network to harsh environments with a software-defined access extension for the Internet of Things (IoT) enabling connectivity in outdoor areas, warehouses, distribution centers, roadways, etc., using powerful enterprise-grade intent-based network management platform such as Cisco Catalyst Center.

The Cisco IE 4000 can easily be installed with a GUI based Device Manager and it also offers out-of-the-box industrial usage configuration and simplified manageability to deliver advanced security, data, video, and voice services over industrial networks.

Features and benefits

Table 1 lists the features and benefits of Cisco IE 4000 Series Switches.

Table 1. Features and benefits of Cisco IE 4000 switches

Feature	Benefit
Robust industrial design	<ul style="list-style-type: none">• Built for harsh environment and temperature range (-40 to 70 C).• Hardened for vibration, shock and surge, and noise immunity.• Resilient dual ring design via 4x Gigabit Ethernet uplink ports.• Complies with multi-industry specifications for automation, ITS, and substation environments.• Improves uptime, performance, and safety of industrial systems and equipment.• Fitted with compact, DIN rail compliant form factor ideal for industrial deployment.• Covers a wide range of Power over Ethernet (PoE) application requirements.
User-friendly GUI device manager	<ul style="list-style-type: none">• Allows easy configuration and monitoring via a web based device manager.• Eliminates the need for more complex terminal emulation programs.• Reduces the cost of deployment.• Multiple Language Support - English, Chinese (Traditional), Chinese (Simplified), French, German, Japanese, Spanish (LATAM)

Feature	Benefit
SwapDrive: “zero-config” replacement	<ul style="list-style-type: none"> • Simple switch replacement in case of a failure. • No networking expertise required. • Helps ensure fast recovery.
High-density industrial Power over Ethernet (PoE)	<ul style="list-style-type: none"> • Reduces complexity with one cable for both connectivity and power. • Controls costs by limiting wiring, distribution panels, and circuit breakers. • Creates space and reduces heat dissipation. • Enables ready-to-use PoE devices like IP phones and wireless access points. • Supports (on select models) maximum HD camera deployments. • Designed to support PoE power budget up to 240W (Refer Table 2 for details)
Full Gigabit Ethernet switch	<ul style="list-style-type: none"> • Connects new wireless access point (802.11n, 802.11ac, 802.11ax). • Enables new HD IP Cameras and new PLC (Programmable Logic Control). • Allows SCADA (Supervisory Control And Data Acquisition) connectivity. • Provides introduction of new bandwidth-hungry applications in the industrial space. • Supports very-delay-sensitive applications and time-sensitive networks. • Delivers multiple rings, redundant ring topology for new network configurations. • Extends geographical scalability where longer distance connectivity is required.

The Cisco Industrial Ethernet (IE) 4000 Series offers:

- Bandwidth and capacity to grow with your networking needs: 20-Gbps nonblocking switching capacity with up to 20 Gigabit Ethernet ports per switch
- High-density industrial PoE/PoE+ support providing in-line power to up to 8 power devices, including IP cameras and phones, badge readers, wireless access points, etc.
- Cisco IOS Software features for smooth IT integration and policy consistency
- Robust resiliency enabled by dual ring design via 4x Gigabit Ethernet uplink ports, Resilient Ethernet Protocol (REP), Parallel Redundancy Protocol (PRP), PROFINET- Media Redundancy Protocol (MRP) ring, High Availability Seamless Redundancy (HSR) ring, EtherChannel and Flex Links support, redundant power input, dying gasp, etc.
- True zero-touch replacement for middle-of-the-night or middle-of-nowhere failure
- Line-rate, low-latency forwarding with advanced hardware assist features (such as NAT, IEEE1588)
- Simplified software upgrade path with universal images
- Support of Industrial automation protocols EtherNet/IP (CIP), PROFINET, and Modbus TCP

Cisco ONE Software

Cisco ONE Software offers a simplified consumption model, centered on common customer scenarios in the industrial automation and extended enterprise environments. Cisco ONE Software and services provide customers with four primary benefits:

- Software suites that address typical customer use scenarios at an attractive price
- Investment protection for their software purchase through software services-enabled license portability
- Access to ongoing innovation and new technology with Cisco Software Support Service (SWSS)
- Flexible licensing models to smoothly distribute customers' software spending over time

Figure 1 shows the switch models, Table 2 lists all the available Cisco IE 4000 Series models, Table 3 lists the power supplies for Cisco IE 4000 Series Switches.



Figure 1.
IE 4000 models

Table 2. Cisco IE 4000 Series Switches

Product number	Total ports	GE combo (SFP or RJ45) uplinks (4G) ¹	Additional combo (SFP or RJ45) ports	RJ45 copper ports (T)	SFP fiber ports (S)	PoE/PoE+ ports (P, GP), Maximum PoE power budget	Default software License
IE-4000-4TC4G-E	8	All models have 4 GE combo uplink ports	4 FE				All models ship with LAN Base feature set ²
IE-4000-8T4G-E	12			8 FE			
IE-4000-8S4G-E	12				8 FE		
IE-4000-4T4P4G-E	12			4 FE		4 FE, 125W	
IE-4000-16T4G-E	20			16 FE			
IE-4000-4S8P4G-E	16				4 FE	8 FE, 125W	
IE-4000-8GT4G-E	12			8 GE			
IE-4000-8GS4G-E	12				8 GE		
IE-4000-4GC4GP4G-E	12		4 GE			4 GE, 125W	

Product number	Total ports	GE combo (SFP or RJ45) uplinks (4G) ¹	Additional combo (SFP or RJ45) ports	RJ45 copper ports (T)	SFP fiber ports (S)	PoE/PoE+ ports (P, GP), Maximum PoE power budget	Default software License
IE-4000-16GT4G-E	20			16 GE			
IE-4000-8GT8GP4G-E	20			8 GE		8 GE, 240W	
IE-4000-4GS8GP4G-E	16				4 GE	8 GE, 125W	

¹ Combo ports provide one copper and one fiber physical port and only one can be activated at a time.

² Can be upgraded to IP Services at a fee.

All copper Gigabit Ethernet interfaces support speed negotiation to 10/100/1000 mbps and duplex negotiation. All copper Fast Ethernet interfaces support speed negotiation to 10/100 mbps and duplex negotiation.

Table 3. Power supplies for Cisco IE 4000 Series Switches

Product Number	Wattage	Rated nominal input operating range	PoE/PoE+ support ¹	More Details
PWR-IE50W-AC=	50W	AC 100-240V/1.25A 50-60Hz or DC 125-250V/1.25A	No	Click here for more details on these DIN Rail power supplies ³
PWR-IE50W-AC-L= ²	50W	AC 100-240V/1.2A 50-60Hz	No	
PWR-IE65W-PC-AC=	65W	AC 100-240V/1.4A 50-60Hz or DC 125-250V/1.0A	Yes	
PWR-IE65W-PC-DC=	65W	DC 24-48VDC/4.5A	Yes	
PWR-IE170W-PC-AC=	170W	AC 100-240V/2.3A 50-60Hz or DC 125-250V/2.1A	Yes	
PWR-IE170W-PC-DC=	170W	DC 12-54VDC/2.3A	Yes	
PWR-IE240W-PCAC-L= ²	240W	AC 100-240V/3.5A 50-60Hz	Yes	
PWR-IE480W-PCAC-L= ²	480W	AC 100-240V/6.0A 50-60Hz	Yes	

¹ The entire power budget for the switch and PoE ports needs to stay within the power supply.

² The power supplies are not certified for smart grid and hazardous locations. These power supplies are IP20 rated.

³ Power Supplies Datasheet Link: <https://www.cisco.com/c/en/us/products/collateral/switches/industrial-ethernet-switches/datasheet-c78-742180.html>

The diagram in Figure 2 can help you select a Cisco IE 4000 model.

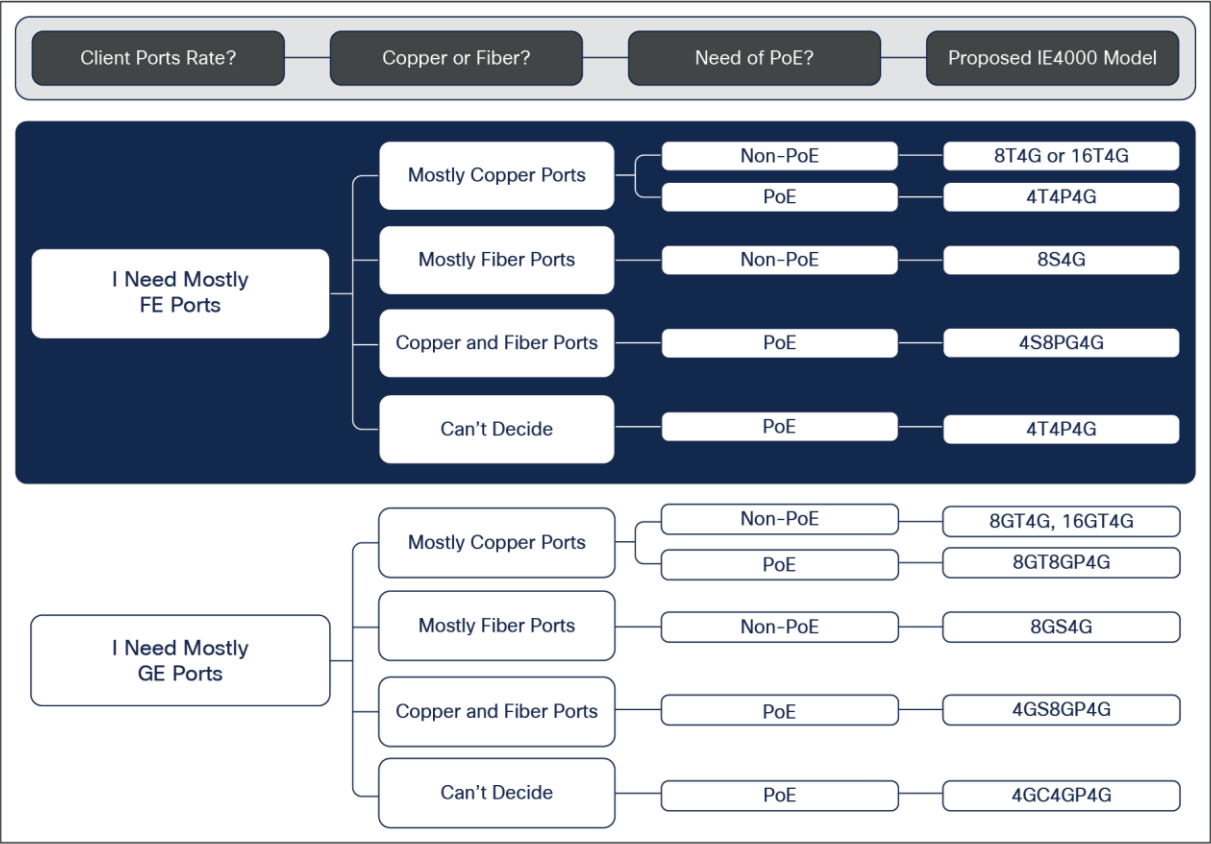


Figure 2.
Cisco IE 4000 model selection guide

Product specifications

Table 4 lists specifications, Table 5 gives information about switch power specifications, Table 6 provides physical specifications, Table 7 provides switch performance and scalability, Tables 8 and 9 list important software features according to corresponding licensing schemes. Table 10 and 11 provide Cisco Catalyst Center license information. Table 12 lists compliance specifications. Table 13 gives information about management and standards of the Cisco IE 4000 Series Switches, and Table 14 shows the list of supported SFPs.

Table 4. Product specifications

Description	Specification
Hardware	<ul style="list-style-type: none">• 1GB DRAM• 128-MB onboard flash memory• 1-GB removable SD flash memory card (Included)• Mini-USB connector• RJ-45 connector
Alarm	<ul style="list-style-type: none">• Alarm I/O: two alarm inputs to detect dry contact open or closed, one alarm output relay

Table 5. Power specifications

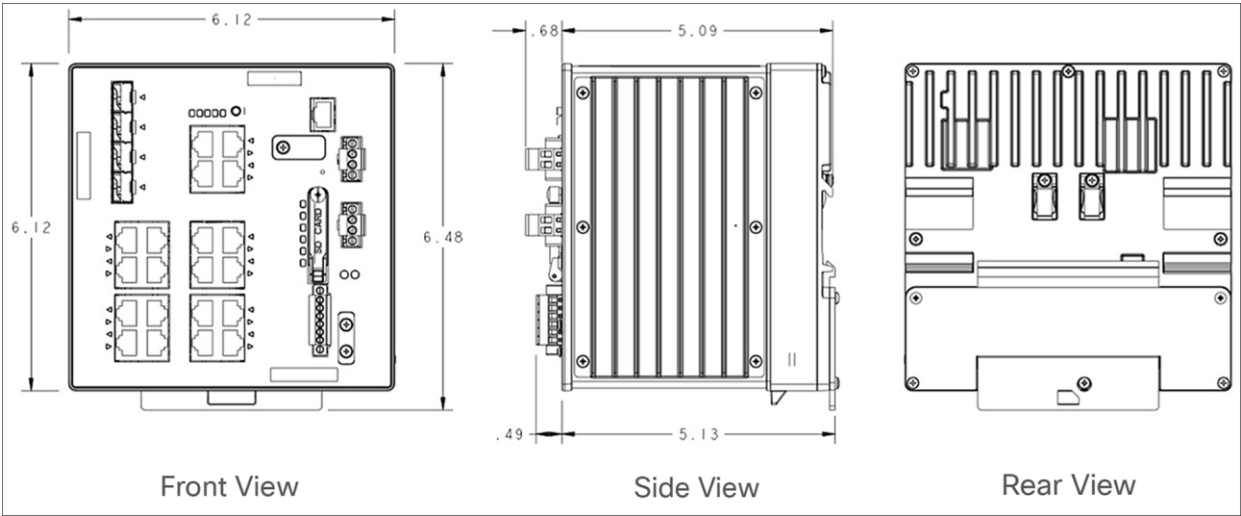
Features	IE-4000-4T4P4G-E IE-4000-8T4G-E IE-4000-8GT4G-E IE-4000-16T4G-E	IE-4000-4GC4GP4G-E IE-4000-4TC4G-E IE-4000-4S8P4G-E IE-4000-4GS8GP4G-E IE-4000-16GT4G-E IE-4000-8GT8GP4G-E	IE-4000-8S4G-E IE-4000-8GS4G-E
Input voltage range	Redundant DC input voltage: nominal 9.6 to 60VDC	Redundant DC input voltage: nominal 9.6 to 60VDC	Redundant DC input voltage: nominal 9.6 to 60VDC
Maximum Input current	3.7A	4.3A	5.0A
Power consumption¹	35W	40W	42W

¹ These numbers are measured at 9.6V and do not include PoE power consumption.

Table 6. Physical specifications

Features	IE-4000-4T4P4G-E IE-4000-8T4G-E IE-4000-8GT4G-E IE-4000-16T4G-E	IE-4000-4GC4GP4G-E IE-4000-4TC4G-E IE-4000-4S8P4G-E IE-4000-4GS8GP4G-E IE-4000-16GT4G-E IE-4000-8GT8GP4G-E	IE-4000-8S4G-E IE-4000-8GS4G-E
Dimensions (H x W x D)	6.12 x 6.12 x 5.09 in. (155.4 x 155.4 x 129.2 mm)		
Weight	6.35 pounds (2.88 kg)		

Figure 3 shows the IE4000 mechanical dimensions.



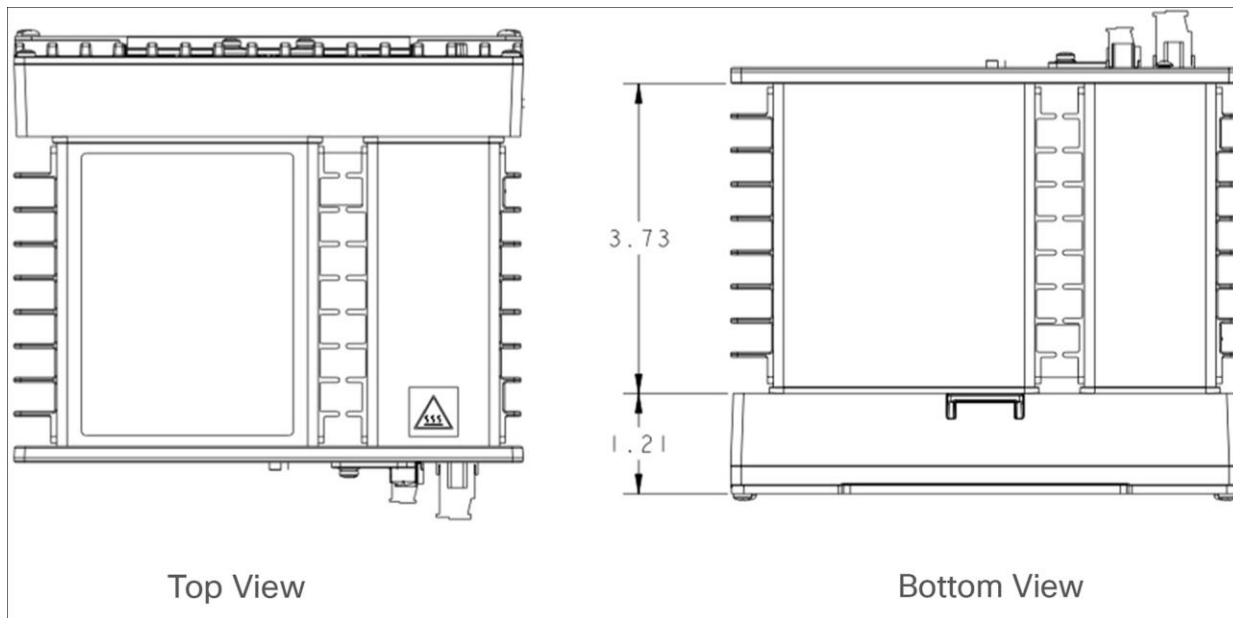


Figure 3.
IE-4000 dimensions

Table 7. Switch performance and scalability

Description	Specification
Forwarding rate	Line rate for all ports and all packet sizes
Number of queues	4 egress
Unicast MAC addresses	16,000
IGMP multicast groups	1,000
Number of VLANs	1,000
IPv4 MAC security ACEs	1,000 with default TCAM Template
NAT translation	Bidirectional, 128 unique subnet NAT translation entries, which can expand to tens of thousands of translated entries if designed properly

Table 8. Cisco IE 4000 LAN Base: Key software features

LAN Base license (default)	Features
Layer 2 switching	IEEE 802.1, 802.3, 802.3at, 802.3af standard, VTPv2, NTP, UDLD, CDP, LLDP, Unicast Mac filter, Flexlink, Resilient Ethernet Protocol (REP), VTPv3, EtherChannel, Voice VLAN, QinQ tunneling, Industrial macro configuration
Security	SCP, SSH, SNMPv3, TACACS+, RADIUS Server/Client, MAC Address Notification, BPDU Guard, Port-Security, DHCP Snooping, Dynamic ARP Inspection, IP Source Guard, 802.1x, Guest VLAN, MAC Authentication Bypass, 802.1x Multi-Domain Authentication, Storm Control, Trust Boundary, FIPS 140-2, ACT2, Secure boot, Full flexible Netflow ¹
Layer 2 multicast	IGMPv1, v2, v3 Snooping, IGMP filtering, IGMP Querier
Management	Fast Boot, Express setup, Web Device Manager, Industrial Network Director (IND), MIB, Smartport, SNMP, syslog, storm control, unicast, multicast, broadcast, SPAN sessions, RSPAN, DHCP server, customized DOM (digital optical management), Embedded Event Manager (EEM), Plug-n-Play Agent, Port-based DHCP
Industrial Ethernet	CIP Ethernet/IP, Profinet v2, IEEE 1588 PTP v2, NTP to PTP translation, CIP Time Sync
Quality of service	Ingress Policing, Rate-Limit, Egress Queueing/shaping, AutoQoS, QoS, PROFINET QoS
Layer 2 IPv6	IPv6 Host support, HTTP over IPv6, SNMP over IPv6
Layer 3 routing	IPv4 Static Routing
Industrial management	Layer 2 switching with 1:1 static Network Address Translation (NAT)
Redundancy	Redundancy Ethernet Protocol ring (REP) Parallel Redundancy Protocol (PRP) Media Redundancy Protocol (MRP) ring, MRP Auto Manager (MAM) High Availability Seamless Redundancy (HSR), PTP over HSR HSR-PRP (Dual RedBox mode) HSR-HSR (Quadbox)
Utility	Power Profile 2011 and 2017, dying gasp, GOOSE messaging, SCADA protocol classification, MODBUS TCP/IP, utility SmartPort macro, BFD, Ethernet OAM, IEEE 802.3ah, CFM (IEEE 802.1ag)

¹ Full flexible NetFlow is included on all IE-4000 Switches and requires either one of the following licenses per switch:

- Cisco ONE™ Foundation Perpetual license
- Cisco Catalyst Center Essentials license
- Cisco IP Services license

Table 9. Cisco IE 4000 IP Services: Key software features

IP Services license	Additional features
IP multicast	PIM sparse mode (PIM-SM), PIM dense mode (PIM-DM), and PIM sparse-dense mode
IP unicast routing protocols	OSPF, EIGRP, BGPv4, IS-IS, RIPv2, Policy-Based Routing (PBR), HSRP
IPv6 routing	RIPng, OSPFv6, and EIGRPv6 support
Security	IEEE 802.1AE MACsec (including PSK based MKA support), Cisco TrustSec®, SGT inline tagging and SGACL, Full flexible Netflow, Private VLAN
Virtualization	VRF-lite

Table 10. Cisco IE 4000 Catalyst Center Essentials license features

Feature	Description
Element Management	Discovery, topology, inventory, software image management
Basic Assurance	Health Dashboards – Network, Client Basic Switch and Wired Client Health Monitoring
Basic automation	Cisco Network Plug-and-Play application

Table 11. Cisco IE 4000 Catalyst Center Advantage license features

Feature	Description
Cisco Catalyst Center Essentials	All Cisco Catalyst Center Essentials features
Advanced Automation	SDA- IE 4000 can function as an SDA extended node REP ring Workflow
Assurance and Analytics	Compliance, Custom Reports, Device 360 and Wired Client 360

Table 12. Compliance specifications

Type	Standards
Electromagnetic emissions	FCC 47 CFR Part 15 Class A EN 55022A Class A EN 300 386 VCCI Class A AS/NZS CISPR 22 Class A CISPR 11 Class A CISPR 22 Class A ICES 003 Class A CNS13438 Class A KN22
Electromagnetic immunity	EN55024 CISPR 24 AS/NZS CISPR 24 KN24 EN 61000-4-2 Electro Static Discharge EN 61000-4-3 Radiated RF EN 61000-4-4 Electromagnetic Fast Transients EN 61000-4-5 Surge EN 61000-4-6 Conducted RF EN 61000-4-8 Power Frequency Magnetic Field EN 61000-4-9 Pulse Magnetic Field EN 61000-4-10 Damped Oscillatory Magnetic Field (100 A/m) EN 61000-4-11 AC Power Voltage EN 61000-4-18 Damped Oscillatory Wave EN-61000-4-29 DC Voltage Dips
Industry standards	EN 61000-6-1 Light Industrial EN 61000-6-2 Industrial EN 61000-6-4 Industrial EN 61326 Industrial Control EN 61131-2 Programmable Controllers Substation KEMA (IEEE 1613, IEC 61850-3) Marine DNV GL – (Ships; High speed and light craft) NEMA TS-2 (EMC, environmental, mechanical) IEEE 1613 Electric Power Stations Communications Networking IEC 61850-3 Electric Substations Communications Networking EN50155 Railway – Electronic Equipment on Rolling Stock (EMC, ENV, Mech)

Type	Standards
	EN50121-4 Railway - Signaling and Telecommunications Apparatus EN50121-3-2 Railway - Apparatus for Rolling Stock ODVA Industrial EtherNet/IP PROFINET conformance B IP30 (per EN60529)
Safety standards and certifications	Information Technology Equipment: UL/CSA 60950-1 EN 60950-1 CB to IEC 60950-1 with all country deviations NOM to NOM-019-SCFI (through partners and distributor) Industrial Floor (Control Equipment): UL 508 CSA C22.2, No 142 Hazardous Locations: ANSI/ISA 12.12.01 CSA C22.2 No 213 IEC 60079-0, -15 IECEx test report EN 60079-0, -15 ATEX certification (Class I Zone 2) Cabinet enclosure required
Operating environment	Operating Temperature: -40C to +75C <ul style="list-style-type: none"> • -40C to +70C (Vented Enclosure Operating) • -40C to +60C (Sealed Enclosure Operating) • -34C to +75C (Fan or Blower equipped Enclosure Operating) EN 60068-2-1 EN 60068-2-2 EN 61163 Altitude: up to 15,000 feet
Storage environment	Temperature: -40 to +85 degrees C Altitude: 15,000 feet IEC 60068-2-14
Humidity	Relative humidity of 5% to 95% non-condensing IEC 60068-2-3 IEC 60068-2-30
Shock and vibration	IEC 60068-2-27 (operational shock, 50G, 11ms, Half Sine) IEC 60068-2-27 (Non-Operational Shock, 65-80G, 9ms, Trapezoidal) IEC 60068-2-6, IEC 60068-2-64, EN 61373 (Operational Vibration) IEC 60068-2-6, IEC 60068-2-64, EN 61373 (Non-operational Vibration)

Type	Standards
Corrosion	ISO 9223: Corrosion class C3-Medium class C4-High EN 60068-2-52 (Salt Fog) EN 60068-2-60 (Flowing Mixed Gas)
Others	RoHS Compliance China RoHS Compliance TAA (Government) CE (Europe)
Warranty	Five-year limited HW warranty on all IE-4000 PIDs and all IE Power Supplies (see table 3 above). See link below for more details on warranty
Mean Time Between Failures (MTBF)	IE-4000-4TC4G-E: 578, 730 Hours IE-4000-8T4G-E: 591, 070 Hours IE-4000-8S4G-E: 583, 700 Hours IE-4000-4T4P4G-E: 562, 300 Hours IE-4000-16T4G-E: 558, 310 Hours IE-4000-4S8P4G-E: 535, 880 Hours IE-4000-8GT4G-E: 591, 240 Hours IE-4000-8GS4G-E: 583, 700 Hours IE-4000-4GC4GP4G-E: 550, 940 Hours IE-4000-16GT4G-E: 558, 630 Hours IE-4000-8GT8GP4G-E: 519, 190 Hours IE-4000-4GS8GP4G-E: 536, 220 Hours

Table 13. Management and standards

Description	Specification	
IEEE standards	<ul style="list-style-type: none"> • IEEE 802.1D MAC Bridges, STP • IEEE 802.1p Layer2 COS prioritization • IEEE 802.1q VLAN • IEEE 802.1s Multiple Spanning-Trees • IEEE 802.1w Rapid Spanning-Tree • IEEE 802.1x Port Access Authentication • IEEE 802.1AB LLDP • IEEE 802.3ad Link Aggregation (LACP) • IEEE 802.3af Power over Ethernet provides up to 15.4W DC power to each end device • IEEE 802.3at Power over Ethernet provides up to 25.5W DC power to each end device 	<ul style="list-style-type: none"> • IEEE 802.3af Power over Ethernet • IEEE 802.3at Power over Ethernet Plus • IEEE 802.3ah 100BASE-X SMF/MMF only • IEEE 802.3x full duplex on 10BASE-T • IEEE 802.3 10BASE-T specification • IEEE 802.3u 100BASE-TX specification • IEEE 802.3ab 1000BASE-T specification • IEEE 802.3z 1000BASE-X specification • IEEE 1588v2 PTP Precision Time Protocol • IEEE 802.1AS PTP • IEEE 802.1Qbv TSN
RFC compliance	<ul style="list-style-type: none"> • RFC 768: UDP • RFC 783: TFTP • RFC 791: IPv4 protocol • RFC 792: ICMP • RFC 793: TCP • RFC 826: ARP • RFC 854: Telnet • RFC 951: BOOTP • RFC 959: FTP • RFC 1157: SNMPv1 • RFC 1901,1902-1907 SNMPv2 • RFC 2273-2275: SNMPv3 • RFC 2571: SNMP Management • RFC 1166: IP Addresses • RFC 1256: ICMP Router Discovery 	<ul style="list-style-type: none"> • RFC 1305: NTP • RFC 1492: TACACS+ • RFC 1493: Bridge MIB Objects • RFC 1534: DHCP and BOOTP interoperation • RFC 1542: Bootstrap Protocol • RFC 1643: Ethernet Interface MIB • RFC 1757: RMON • RFC 2068: HTTP • RFC 2131, 2132: DHCP • RFC 2236: IGMP v2 • RFC 3376: IGMP v3 • RFC 2474: DiffServ Precedence • RFC 3046: DHCP Relay Agent Information Option • RFC 3580: 802.1x RADIUS • RFC 4250-4252 SSH Protocol
SNMP MIB objects	<ul style="list-style-type: none"> • BRIDGE-MIB • CALISTA-DPA-MIB • CISCO-ACCESS-ENVMON-MIB • CISCO-ADMISSION-POLICY-MIB • CISCO-AUTH-FRAMEWORK-MIB • CISCO-BRIDGE-EXT-MIB • CISCO-BULK-FILE-MIB • CISCO-CABLE-DIAG-MIB • CISCO-CALLHOME-MIB • CISCO-CAR-MIB • CISCO-CDP-MIB • CISCO-CIRCUIT-INTERFACE-MIB • CISCO-CLUSTER-MIB • CISCO-CONFIG-COPY-MIB • CISCO-CONFIG-MAN-MIB • CISCO-DATA-COLLECTION-MIB 	<ul style="list-style-type: none"> • CISCO-RTTMON-RTP-MIB • CISCO-SNMP-TARGET-EXT-MIB • CISCO-STACK-MIB • CISCO-STACKMAKER-MIB • CISCO-STP-EXTENSIONS-MIB • CISCO-SYSLOG-MIB • CISCO-TCP-MIB • CISCO-UDLD-MIB • CISCO-VLAN-IFTABLE-RELATIONSHIP-MIB • CISCO-VLAN-MEMBERSHIP-MIB • CISCO-VTP-MIB • ENTITY-MIB • ETHERLIKE-MIB • HC-RMON-MIB • IEEE8021-PAE-MIB • IEEE8023-LAG-MIB

Description	Specification
	<ul style="list-style-type: none"> • CISCO-DHCP-SNOOPING-MIB • CISCO-EMBEDDED-EVENT-MGR-MIB • CISCO-ENTITY-ALARM-MIB • CISCO-ENTITY-SENSOR-MIB • CISCO-ENTITY-VENDORTYPE-OID-MIB • CISCO-ENVMON-MIB • CISCO-ERR-DISABLE-MIB • CISCO-FLASH-MIB • CISCO-FTP-CLIENT-MIB • CISCO-IF-EXTENSION-MIB • CISCO-IGMP-FILTER-MIB • CISCO-IMAGE-MIB • CISCO-IP-STAT-MIB • CISCO-LAG-MIB • CISCO-LICENSE-MGMT-MIB • CISCO-MAC-AUTH-BYPASS-MIB • CISCO-MAC-NOTIFICATION-MIB • CISCO-MEMORY-POOL-MIB • CISCO-PAE-MIB • CISCO-PAGP-MIB • CISCO-PING-MIB • CISCO-PORT-QOS-MIB • CISCO-PORT-SECURITY-MIB • CISCO-PORT-STORM-CONTROL-MIB • CISCO-PRIVATE-VLAN-MIB • CISCO-PROCESS-MIB • CISCO-PRODUCTS-MIB • CISCO-RESILIENT-ETHERNET-PROTOCOL-MIB • CISCO-RTTMON-ICMP-MIB • CISCO-RTTMON-IP-EXT-MIB • CISCO-RTTMON-MIB • CISCO RTTMON-RTP-MIB
	<ul style="list-style-type: none"> • IF-MIB • IP-FORWARD-MIB • LLDP-EXT-MED-MIB • LLDP-EXT-PNO-MIB • LLDP-MIB • NETRANGER • NOTIFICATION-LOG-MIB • OLD-CISCO-CHASSIS-MIB • OLD-CISCO-CPU-MIB • OLD-CISCO-FLASH-MIB • OLD-CISCO-INTERFACES-MIB • OLD-CISCO-IP-MIB • OLD-CISCO-MEMORY-MIB • OLD-CISCO-SYS-MIB< • OLD-CISCO-SYSTEM-MIB • OLD-CISCO-TCP-MIB • OLD-CISCO-TS-MIB • RMON-MIB • RMON2-MIB • SMON-MIB • SNMP-COMMUNITY-MIB • SNMP-FRAMEWORK-MIB • SNMP-MPD-MIB • SNMP-NOTIFICATION-MIB • SNMP-PROXY-MIB • SNMP-TARGET-MIB • SNMP-USM-MIB • SNMP-VIEW-BASED-ACM-MIB • SNMPv2-MIB • TCP-MIB • UDP-MIB

Table 14. SFP support

Part number	Specification	SFP type	Max distance	Cable type	Temp range*	DOM support
GLC-FE-100FX-RGD=	100BASE-FX	FE	2km	MMF	IND	Yes
GLC-FE-100LX-RGD=	100BASE-LX10	FE	10km	SMF	IND	Yes
GLC-FE-100FX=	100BASE-FX	FE	2km	MMF	COM	No
GLC-FE-100LX=	100BASE-LX10	FE	10km	SMF	COM	No
GLC-FE-100EX=	100BASE-EX	FE	40km	SMF	COM	No
GLC-FE-100ZX=	100BASE-ZX	FE	80km	SMF	COM	No
GLC-FE-100BX-D=	100BASE-BX10	FE	10km	SMF	COM	No
GLC-FE-100BX-U=	100BASE-BX10	FE	10km	SMF	COM	Yes
GLC-SX-MM-RGD=	1000BASE-SX	GE	550m	MMF	IND	Yes
GLC-LX-SM-RGD=	1000BASE-LX/LH	GE	550m/10km	MMF/SMF	IND	Yes
GLC-ZX-SM-RGD=	1000BASE-ZX	GE	70km	SMF	IND	Yes
GLC-BX40-U-I=	1000BASE-BX40	GE	40km	SMF	IND	Yes
GLC-BX40-D-I=	1000BASE-BX40	GE	40km	SMF	IND	Yes
GLC-BX40-DA-I=	1000BASE-BX40	GE	40km	SMF	IND	Yes
GLC-BX80-U-I=	1000BASE-BX80	GE	80km	SMF	IND	Yes
GLC-BX80-D-I=	1000BASE-BX80	GE	80km	SMF	IND	Yes
GLC-SX-MMD=	1000BASE-SX	GE	550m	MMF	EXT	Yes
GLC-LH-SMD=	1000BASE-LX/LH	GE	550m/10km	MMF/SMF	EXT	Yes
GLC-EX-SMD=	1000BASE-EX	GE	40km	SMF	EXT	Yes
GLC-ZX-SMD=	1000BASE-ZX	GE	70km	SMF	EXT	Yes
GLC-BX-D=	1000BASE-BX10	GE	10km	SMF	COM	Yes
GLC-BX-U=	1000BASE-BX10	GE	10km	SMF	COM	Yes
CWDM-SFP-xxxx= (8 freq)	CWDM 1000BASE-X	GE		SMF	COM	Yes
DWDM-SFP-xxxx= (40 freq)	DWDM 1000BASE-X	GE		SMF	COM	Yes
SFP-GE-S=	1000BASE-SX	GE	550m	MMF	EXT	Yes

Part number	Specification	SFP type	Max distance	Cable type	Temp range*	DOM support
SFP-GE-L=	1000BASE-LX/LH	GE	550m/10km	MMF/SMF	EXT	Yes
SFP-GE-Z=	1000BASE-ZX	GE	70km	SMF	EXT	Yes
GLC-SX-MM=	1000BASE-SX	GE	550m	MMF	COM	No
GLC-LH-SM=	1000BASE-LX/LH	GE	550m/10km	MMF/SMF	COM	No
GLC-ZX-SM=	1000BASE-ZX	GE	70km	SMF	COM	Yes
GLC-TE=	1000BASE-T	GE	100m	Copper	EXT	NA
GLC-T-RGD=	1000BASE-T	GE	100m	Copper	IND	NA
GLC-BX-U-I=	1000BASE-BX	GE	10km	SMF	IND	Yes
GLC-BX-D-I=	1000BASE-BX	GE	10km	SMF	IND	Yes

Note:

Not all SFPs are supported in all software versions. For first software release supporting SFP, refer to https://www.cisco.com/en/US/products/hw/modules/ps5455/products_device_support_tables_list.html.

Not all SFPs are supported in PROFINET GSD, SIMATIC STEP7/TIA Portal. Please visit https://www.cisco.com/c/en/us/td/docs/switches/lan/industrial/software/configuration/guide/b_sfp_TIA.html.

* If nonindustrial (EXT, COM) SFPs are used, the switch operating temperature must be derated.

MMF = multimode fiber

SMF = single-mode fiber

Ordering information

Table 15 lists the ordering information for Cisco IE 4000 system.

Table 15. Ordering information

Product ID	Description
Cisco IE 4000 Hardware PIDs	
IE-4000-16GT4G-E	IE4000 switch with 16 GE Copper and 4 GE combo uplink ports
IE-4000-16T4G-E	IE4000 switch with 16 FE Copper and 4 GE combo uplink ports
IE-4000-4GC4GP4G-E	IE4000 switch with 4 GE combo, 4 GE PoE+ and 4 GE combo uplink ports
IE-4000-4GS8GP4G-E	IE4000 switch with 4 GE SFP, 8 GE PoE+ and 4 GE combo uplink ports
IE-4000-4S8P4G-E	IE4000 switch with 4 FE SFP, 8 FE PoE+ and 4 GE combo uplink ports
IE-4000-4T4P4G-E	IE4000 switch with 4 FE Copper, 4 FE PoE+ and 4 GE combo uplink ports

Product ID	Description
IE-4000-4TC4G-E	IE4000 switch with 4 FE Copper combo ports and 4 GE combo uplink ports
IE-4000-8GS4G-E	IE4000 switch with 8 GE SFP and 4 GE combo uplink ports
IE-4000-8GT4G-E	IE4000 switch with 8 GE Copper and 4 GE combo uplink ports
IE-4000-8GT8GP4G-E	IE4000 switch with 8 GE Copper, 8 GE PoE+ and 4 GE combo uplink ports
IE-4000-8S4G-E	IE4000 switch with 8 FE SFP and 4 GE combo uplink ports
IE-4000-8T4G-E	IE4000 switch with 8 FE copper and 4 GE combo uplink ports
Cisco IE 4000 software licenses and accessories PIDs	
IE-LICENSE-SPARE	Spare license for software upgrade (L2 to L3 features or MRP protocols)
L-IE4000-RTU=	IE4000 Electronic software license upgrade from LAN base L2 to IP Services L3 features
LIC-MRP-Manager=	MRP ring manager license
LIC-MRP-Client=	MRP ring client license
STK-RACK-DINRAIL=	19" DIN Rail mount kit
SD-IE-1GB=	IE 1GB SD Memory Card - Spare
Cisco ONE™ Licenses	
C1F1PIE4K5K1K9	Cisco ONE Foundation Lite Perpetual Includes Prime Infrastructure (LF and AS), Identity Services Engine - Base
C1F1PIE40001K9	Cisco ONE Foundation Perpetual Includes Full flexible Netflow, Stealthwatch, Prime Infrastructure, and Identity Services Engineer - Base
C1A1PIE40001K9	Cisco ONE Advanced Perpetual Includes IP Services
C1-FLOW-IE4K	Cisco ONE Netflow IE4000
C1A1AIE40001K9	Cisco ONE Advanced Perpetual - IE 4000
C1F1AIE40001K9	Cisco ONE Foundation Perpetual - IE 4000, BROWNFIELD
C1F1AIE4K5K1K9	Cisco ONE Foundation Lite Perpetual - IE 4000/5000
C1F1PIE40001K9	Cisco ONE Foundation Perpetual - IE 4000

Product ID	Description
Cisco IE 4000 Catalyst Center licenses	
IE4000-DNA-E-L	Cisco Catalyst Center Essentials license (up to 12 ports)
IE4000-DNA-E-L-3Y	Cisco Catalyst Center Essentials 3 year term license (up to 12 ports) option
IE4000-DNA-E-L-5Y	Cisco Catalyst Center Essentials 5 year term license (up to 12 ports) option
IE4000-DNA-A-L	Cisco Catalyst Center Advantage license (up to 12 ports)
IE4000-DNA-A-L-3Y	Cisco Catalyst Center Advantage 3 year term license (up to 12 ports) option
IE4000-DNA-A-L-5Y	Cisco Catalyst Center Advantage 5 year term license (up to 12 ports) option
IE4000-DNA-E-M	Cisco Catalyst Center Essentials license (up to 24 ports)
IE4000-DNA-E-M-3Y	Cisco Catalyst Center Essentials 3 year term license (up to 24 ports) option
IE4000-DNA-E-M-5Y	Cisco Catalyst Center Essentials 5 year term license (up to 24 ports) option
IE4000-DNA-A-M	Cisco Catalyst Center Advantage license (up to 24 ports)
IE4000-DNA-A-M-3Y	Cisco Catalyst Center Advantage 3 year term license (up to 24 ports) option
IE4000-DNA-A-M-5Y	Cisco Catalyst Center Advantage 5 year term license (up to 24 ports) option
IE4000-DNA-E-L-7Y	Cisco Catalyst Center Essentials 7 year term license (up to 12 ports) option
IE4000-DNA-E-M-7Y	Cisco Catalyst Center Essentials 7 year term license (up to 24 ports) option
IE4000-DNA-A-L-7Y	Cisco Catalyst Center Advantage 7 year term license (up to 12 ports) option
IE4000-DNA-A-M-7Y	Cisco Catalyst Center Advantage 7 year term license (up to 24 ports) option

Note: Cisco Catalyst Center Advantage license does not require IP Services license.

Warranty information

Warranty information for the IE 4000 is available on

<https://connectthedots.cisco.com/connectdots/serviceWarrantyFinderRequest?fl=sf#>.

Cisco environmental sustainability

Information about Cisco’s environmental sustainability policies and initiatives for our products, solutions, operations, and extended operations or supply chain is provided in the “Environment Sustainability” section of Cisco’s [Corporate Social Responsibility](#) (CSR) Report.

Reference links to information about key environmental sustainability topics (mentioned in the “Environment Sustainability” section of the CSR Report) are provided in the following table:

Sustainability topic	Reference
Information on product material content laws and regulations	Materials
Information on electronic waste laws and regulations, including products, batteries, and packaging	WEEE compliance

Reference links to product-specific environmental sustainability information that is mentioned in relevant sections of this data sheet are provided in the following table:

Sustainability Topic	Reference
Power	
Power specifications and consumption	Table 5. Power specifications
Environmental Characteristics	
Operating temperature, industry standards, EMC emissions	Table 12. Compliance specifications
Material	
Unit Weight	Table 6. Physical specifications

Cisco makes the packaging data available for informational purposes only. It may not reflect the most current legal developments, and Cisco does not represent, warrant, or guarantee that it is complete, accurate, or up to date. This information is subject to change without notice.

Cisco Services

<https://www.cisco.com/web/services/>.

Cisco Capital

Flexible payment solutions to help you achieve your objectives.

Cisco Capital makes it easier to get the right technology to achieve your objectives, enable business transformation and help you stay competitive. We can help you reduce the total cost of ownership, conserve capital, and accelerate growth. In more than 100 countries, our flexible payment solutions can help you acquire hardware, software, services and complementary third-party equipment in easy, predictable payments. [Learn more.](#)

Document history

New or Revised Topic	Described In	Date
DNA name change to Catalyst Center	Entire datasheet	October, 19, 2023
Updated DNV GL Certificate, Cisco DNA Advantage license clarification	Table 12 , Table 15	December 19, 2022
Updated Power Profile, footnote to Marine DNV Certification, Cisco ONE Licenses, Cisco environmental sustainability information	Table 8 , 12 , 15 , Cisco environmental sustainability	October 29, 2021
Added EN 61000-4-10 Damped Oscillatory Magnetic Field (100 A/m)	Table 12	June 10, 2020

Americas Headquarters
Cisco Systems, Inc.
San Jose, CA

Asia Pacific Headquarters
Cisco Systems (USA) Pte. Ltd.
Singapore

Europe Headquarters
Cisco Systems International BV Amsterdam,
The Netherlands

Cisco has more than 200 offices worldwide. Addresses, phone numbers, and fax numbers are listed on the Cisco Website at <https://www.cisco.com/go/offices>.

Cisco and the Cisco logo are trademarks or registered trademarks of Cisco and/or its affiliates in the U.S. and other countries. To view a list of Cisco trademarks, go to this URL: <https://www.cisco.com/go/trademarks>. Third-party trademarks mentioned are the property of their respective owners. The use of the word partner does not imply a partnership relationship between Cisco and any other company. (1110R)